
































Scroll to the bottom for print instructions.


| | | | | | | | | | | | | | | | | | | | | |
|--|-----------------|----------|--|----------------------|-------|---|-----|----|------|----|----|------|--|--|--|--|--|--|--|--|
| 001 | JEFF ABBOTT | OF | 005 | EDGARDO ALFONZO | 3B-SS | | | | | | | | | | | | | | | |
| HT: 6'2" WT: 190 BATS: RIGHT THROWS: LEFT BORN: 8-17-1972, Atlanta, GA | | | HT: 5'11" WT: 210 BATS: RIGHT THROWS: RIGHT BORN: 11-8-1973, Santa Teresa, Venezuela | | | | | | | | | | | | | | | | | |
| 1997 CHICAGO WHITE SOX BATTING RECORD | | | 1997 NEW YORK METS BATTING RECORD | | | | | | | | | | | | | | | | | |
| G | AB | R | H | 2B | 3B | HR | RBI | SB | SLG | BB | SO | AVG | | | | | | | | |
| 19 | 38 | 8 | 10 | 1 | 0 | 1 | 2 | 0 | .368 | 0 | 6 | .263 | | | | | | | | |
| CARDBOARD BASEBALL RATINGS | | | CARDBOARD BASEBALL RATINGS | | | | | | | | | | | | | | | | | |
| AVG | H | 2B | 3B | HR | RBI | SB | | | | | | | | | | | | | | |
| .263 | 10 | 1 | 0 | 1 | 0 | 1 | | | | | | | | | | | | | | |
| DEFENSE RATING | | | DEFENSE RATING | | | | | | | | | | | | | | | | | |
| OF:    | | | 3B:   | | | SS:   | | | | | | | | | | | | | | |
| 002 | KURT ABBOTT | 2B-OF-SS | 006 | LUIS ALICEA | 2B-3B | | | | | | | | | | | | | | | |
| HT: 5'11" WT: 180 BATS: RIGHT THROWS: RIGHT BORN: 6-2-1969, Zanesville, OH | | | HT: 5'9" WT: 165 BATS: BOTH THROWS: RIGHT BORN: 7-29-1965, Santurce, P.R. | | | | | | | | | | | | | | | | | |
| 1997 FLORIDA MARLINS BATTING RECORD | | | 1997 ANAHEIM ANGELS BATTING RECORD | | | | | | | | | | | | | | | | | |
| G | AB | R | H | 2B | 3B | HR | RBI | SB | SLG | BB | SO | AVG | | | | | | | | |
| 94 | 252 | 35 | 69 | 18 | 2 | 6 | 30 | 3 | .433 | 14 | 68 | .274 | | | | | | | | |
| CARDBOARD BASEBALL RATINGS | | | CARDBOARD BASEBALL RATINGS | | | | | | | | | | | | | | | | | |
| AVG | H | 2B | 3B | HR | RBI | SB | | | | | | | | | | | | | | |
| .274 | 69 | 18 | 2 | 6 | 3 | 1 | | | | | | | | | | | | | | |
| DEFENSE RATING | | | DEFENSE RATING | | | | | | | | | | | | | | | | | |
| 2B:    | | | OF:    | | | SS:   | | | | | | | | | | | | | | |
| 003 | BOBBY ABREU | OF | 007 | JERMAINE ALLENSWORTH | OF | | | | | | | | | | | | | | | |
| HT: 6'0" WT: 210 BATS: LEFT THROWS: RIGHT BORN: 3-11-1974, Maracay, Venezuela | | | HT: 6'0" WT: 178 BATS: RIGHT THROWS: RIGHT BORN: 1-11-1972, Anderson, IN | | | | | | | | | | | | | | | | | |
| 1997 HOUSTON ASTROS BATTING RECORD | | | 1997 PITTSBURGH PIRATES BATTING RECORD | | | | | | | | | | | | | | | | | |
| G | AB | R | H | 2B | 3B | HR | RBI | SB | SLG | BB | SO | AVG | | | | | | | | |
| 59 | 188 | 22 | 47 | 10 | 2 | 3 | 26 | 7 | .372 | 21 | 48 | .250 | | | | | | | | |
| CARDBOARD BASEBALL RATINGS | | | CARDBOARD BASEBALL RATINGS | | | | | | | | | | | | | | | | | |
| AVG | H | 2B | 3B | HR | RBI | SB | | | | | | | | | | | | | | |
| .250 | 47 | 10 | 2 | 3 | 2 | 1 | | | | | | | | | | | | | | |
| DEFENSE RATING | | | DEFENSE RATING | | | | | | | | | | | | | | | | | |
| OF:  | | | OF:   | | | | | | | | | | | | | | | | | |
| 004 | MANNY ALEXANDER | 2B-SS | 008 | ROBERTO ALOMAR | 2B | | | | | | | | | | | | | | | |
| HT: 5'10" WT: 150 BATS: RIGHT THROWS: RIGHT BORN: 3-20-1971, San Pedro de Macoris, D.R. | | | HT: 6'0" WT: 184 BATS: BOTH THROWS: RIGHT BORN: 2-5-1968, Ponce, P.R. | | | | | | | | | | | | | | | | | |
| 1997 CHICAGO CUBS BATTING RECORD | | | 1997 BALTIMORE ORIOLES BATTING RECORD | | | | | | | | | | | | | | | | | |
| G | AB | R | H | 2B | 3B | HR | RBI | SB | SLG | BB | SO | AVG | | | | | | | | |
| 87 | 248 | 37 | 66 | 12 | 4 | 3 | 22 | 13 | .383 | 17 | 54 | .266 | | | | | | | | |
| CARDBOARD BASEBALL RATINGS | | | CARDBOARD BASEBALL RATINGS | | | | | | | | | | | | | | | | | |
| AVG | H | 2B | 3B | HR | RBI | SB | | | | | | | | | | | | | | |
| .266 | 66 | 12 | 4 | 3 | 2 | 1 | | | | | | | | | | | | | | |
| DEFENSE RATING | | | DEFENSE RATING | | | | | | | | | | | | | | | | | |
| 2B:   | | | SS:   | | | | | | | | | | | | | | | | | |
| | | | 2B:    | | | | | | | | | | | | | | | | | |


| | | | | | | | | | | | | | | | | | | | | | | | | | | | | | | | | | | | | | | |
|---|-----|----|-----|----|----|----|-----|----|------|----|----|------|--------------------------------|-----|----|-----|----|----|----|-----|----|------|----|-----|------|----------------------------|-----|----|-----|----|----|----|-----|----|------|----|----|------|
| 009 | | | | | | | | | | | | | SANDY ALOMAR | | | | | | | | | | | | | C | | | | | | | | | | | | |
| HT: 6'5" WT: 200 BATS: RIGHT THROWS: RIGHT | | | | | | | | | | | | | BORN: 6-18-1966, Salinas, P.R. | | | | | | | | | | | | | | | | | | | | | | | | | |
| 1997 CLEVELAND INDIANS BATTING RECORD | | | | | | | | | | | | | | | | | | | | | | | | | | | | | | | | | | | | | | |
| G | AB | R | H | 2B | 3B | HR | RBI | SB | SLG | BB | SO | AVG | G | AB | R | H | 2B | 3B | HR | RBI | SB | SLG | BB | SO | AVG | G | AB | R | H | 2B | 3B | HR | RBI | SB | SLG | BB | SO | AVG |
| 125 | 451 | 63 | 146 | 37 | 0 | 21 | 83 | 0 | .545 | 19 | 48 | .324 | 151 | 590 | 97 | 170 | 39 | 7 | 18 | 73 | 18 | .469 | 84 | 105 | .288 | 125 | 451 | 63 | 146 | 37 | 0 | 21 | 83 | 0 | .545 | 19 | 48 | .324 |
| CARDBOARD BASEBALL RATINGS | | | | | | | | | | | | | CARDBOARD BASEBALL RATINGS | | | | | | | | | | | | | CARDBOARD BASEBALL RATINGS | | | | | | | | | | | | |
| AVG | H | | 2B | | 3B | | HR | | RBI | | SB | | AVG | H | | 2B | | 3B | | HR | | RBI | | SB | | AVG | H | | 2B | | 3B | | HR | | RBI | | SB | |
| .324 | 146 | | 37 | | 0 | | 21 | | 8 | | 1 | | .288 | 170 | | 39 | | 7 | | 18 | | 7 | | 2 | | .324 | 146 | | 37 | | 0 | | 21 | | 8 | | 1 | |
| DEFENSE RATING | | | | | | | | | | | | | DEFENSE RATING | | | | | | | | | | | | | DEFENSE RATING | | | | | | | | | | | | |
| OF:  | | | | | | | | | | | | | | | | | | | | | | | | | | | | | | | | | | | | | | |

















| | | | | | | | | | | | | | | | | | | | | | | | | | | | | | | | | | | | | | | |
|---|-----|----|-----|----|----|----|-----|----|------|----|----|------|-----------------------------|-----|----|-----|----|----|----|-----|----|------|----|----|------|----------------------------|-----|----|-----|----|----|----|-----|----|------|----|----|------|
| 010 | | | | | | | | | | | | | MOISES ALOU | | | | | | | | | | | | | OF | | | | | | | | | | | | |
| HT: 6'3" WT: 185 BATS: RIGHT THROWS: RIGHT | | | | | | | | | | | | | BORN: 7-3-1966, Atlanta, GA | | | | | | | | | | | | | | | | | | | | | | | | | |
| 1997 FLORIDA MARLINS BATTING RECORD | | | | | | | | | | | | | | | | | | | | | | | | | | | | | | | | | | | | | | |
| G | AB | R | H | 2B | 3B | HR | RBI | SB | SLG | BB | SO | AVG | G | AB | R | H | 2B | 3B | HR | RBI | SB | SLG | BB | SO | AVG | G | AB | R | H | 2B | 3B | HR | RBI | SB | SLG | BB | SO | AVG |
| 150 | 538 | 88 | 157 | 29 | 5 | 23 | 115 | 9 | .493 | 70 | 85 | .292 | 154 | 624 | 76 | 189 | 36 | 3 | 8 | 92 | 10 | .409 | 30 | 70 | .303 | 150 | 538 | 88 | 157 | 29 | 5 | 23 | 115 | 9 | .493 | 70 | 85 | .292 |
| CARDBOARD BASEBALL RATINGS | | | | | | | | | | | | | CARDBOARD BASEBALL RATINGS | | | | | | | | | | | | | CARDBOARD BASEBALL RATINGS | | | | | | | | | | | | |
| AVG | H | | 2B | | 3B | | HR | | RBI | | SB | | AVG | H | | 2B | | 3B | | HR | | RBI | | SB | | AVG | H | | 2B | | 3B | | HR | | RBI | | SB | |
| .292 | 157 | | 29 | | 5 | | 23 | | 11 | | 1 | | .303 | 189 | | 36 | | 3 | | 8 | | 9 | | 1 | | .292 | 157 | | 29 | | 5 | | 23 | | 11 | | 1 | |
| DEFENSE RATING | | | | | | | | | | | | | DEFENSE RATING | | | | | | | | | | | | | DEFENSE RATING | | | | | | | | | | | | |
| OF:  | | | | | | | | | | | | | | | | | | | | | | | | | | | | | | | | | | | | | | |
















| | | | | | | | | | | | | | | | | | | | | | | | | | | | | | | | | | | | | | | |
|---|-----|----|----|----|----|----|-----|----|------|----|----|------|---|----|----|----|----|----|----|-----|----|------|----|----|------|---|-----|----|----|----|----|----|-----|----|------|----|----|------|
| 011 | | | | | | | | | | | | | RICH AMARAL | | | | | | | | | | | | | OF-2B-1B | | | | | | | | | | | | |
| HT: 6'0" WT: 175 BATS: RIGHT THROWS: RIGHT | | | | | | | | | | | | | BORN: 4-1-1962, Visalia, CA | | | | | | | | | | | | | | | | | | | | | | | | | |
| 1997 SEATTLE MARINERS BATTING RECORD | | | | | | | | | | | | | | | | | | | | | | | | | | | | | | | | | | | | | | |
| G | AB | R | H | 2B | 3B | HR | RBI | SB | SLG | BB | SO | AVG | G | AB | R | H | 2B | 3B | HR | RBI | SB | SLG | BB | SO | AVG | G | AB | R | H | 2B | 3B | HR | RBI | SB | SLG | BB | SO | AVG |
| 89 | 190 | 34 | 54 | 5 | 0 | 1 | 21 | 12 | .326 | 10 | 34 | .284 | 18 | 64 | 10 | 13 | 3 | 0 | 4 | 9 | 0 | .438 | 3 | 20 | .203 | 89 | 190 | 34 | 54 | 5 | 0 | 1 | 21 | 12 | .326 | 10 | 34 | .284 |
| CARDBOARD BASEBALL RATINGS | | | | | | | | | | | | | CARDBOARD BASEBALL RATINGS | | | | | | | | | | | | | CARDBOARD BASEBALL RATINGS | | | | | | | | | | | | |
| AVG | H | | 2B | | 3B | | HR | | RBI | | SB | | AVG | H | | 2B | | 3B | | HR | | RBI | | SB | | AVG | H | | 2B | | 3B | | HR | | RBI | | SB | |
| .284 | 54 | | 5 | | 0 | | 1 | | 2 | | 1 | | .203 | 13 | | 3 | | 0 | | 4 | | 0 | | 1 | | .284 | 54 | | 5 | | 0 | | 1 | | 2 | | 1 | |
| DEFENSE RATING | | | | | | | | | | | | | DEFENSE RATING | | | | | | | | | | | | | DEFENSE RATING | | | | | | | | | | | | |
| OF:  | | | | | | | | | | | | | 2B:  | | | | | | | | | | | | | 1B:  | | | | | | | | | | | | |

| | | | | | | | | | | | | | | | | | | | | | | | | | | | | | | | | | | | | | | |
|--|----|----|----|----|----|----|-----|----|------|----|----|------|---|----|---|----|----|----|----|-----|----|------|----|----|------|----------------------------|----|----|----|----|----|----|-----|----|------|----|----|------|
| 015 | | | | | | | | | | | | | SHANE ANDREWS | | | | | | | | | | | | | 3B | | | | | | | | | | | | |
| HT: 6'1" WT: 215 BATS: RIGHT THROWS: RIGHT | | | | | | | | | | | | | BORN: 8-28-1971, Dallas, TX | | | | | | | | | | | | | | | | | | | | | | | | | |
| 1997 MONTREAL EXPOS BATTING RECORD | | | | | | | | | | | | | | | | | | | | | | | | | | | | | | | | | | | | | | |
| G | AB | R | H | 2B | 3B | HR | RBI | SB | SLG | BB | SO | AVG | G | AB | R | H | 2B | 3B | HR | RBI | SB | SLG | BB | SO | AVG | G | AB | R | H | 2B | 3B | HR | RBI | SB | SLG | BB | SO | AVG |
| 18 | 64 | 10 | 13 | 3 | 0 | 4 | 9 | 0 | .438 | 3 | 20 | .203 | 47 | 74 | 8 | 18 | 3 | 2 | 2 | 5 | 2 | .419 | 12 | 18 | .243 | 18 | 64 | 10 | 13 | 3 | 0 | 4 | 9 | 0 | .438 | 3 | 20 | .203 |
| CARDBOARD BASEBALL RATINGS | | | | | | | | | | | | | CARDBOARD BASEBALL RATINGS | | | | | | | | | | | | | CARDBOARD BASEBALL RATINGS | | | | | | | | | | | | |
| AVG | H | | 2B | | 3B | | HR | | RBI | | SB | | AVG | H | | 2B | | 3B | | HR | | RBI | | SB | | AVG | H | | 2B | | 3B | | HR | | RBI | | SB | |
| .203 | 13 | | 3 | | 0 | | 4 | | 0 | | 1 | | .243 | 18 | | 3 | | 2 | | 2 | | 0 | | 1 | | .203 | 13 | | 3 | | 0 | | 4 | | 0 | | 1 | |
| DEFENSE RATING | | | | | | | | | | | | | DEFENSE RATING | | | | | | | | | | | | | DEFENSE RATING | | | | | | | | | | | | |
| | | | | | | | | | | | | | 3B:  | | | | | | | | | | | | | | | | | | | | | | | | | |




















| | | | | | | | | | | | | | | | | | | | | | | | | | | | | | | | | | | | | | | |
|---|-----|----|----|----|----|----|-----|----|------|----|----|------|-----------------------------------|----|---|----|----|----|----|-----|----|------|----|----|------|----------------------------|-----|----|----|----|----|----|-----|----|------|----|----|------|
| 012 | | | | | | | | | | | | | RUBEN AMARO | | | | | | | | | | | | | OF | | | | | | | | | | | | |
| HT: 5'10" WT: 170 BATS: BOTH THROWS: RIGHT | | | | | | | | | | | | | BORN: 2-12-1965, Philadelphia, PA | | | | | | | | | | | | | | | | | | | | | | | | | |
| 1997 PHILADELPHIA PHILLIES BATTING RECORD | | | | | | | | | | | | | | | | | | | | | | | | | | | | | | | | | | | | | | |
| G | AB | R | H | 2B | 3B | HR | RBI | SB | SLG | BB | SO | AVG | G | AB | R | H | 2B | 3B | HR | RBI | SB | SLG | BB | SO | AVG | G | AB | R | H | 2B | 3B | HR | RBI | SB | SLG | BB | SO | AVG |
| 117 | 175 | 18 | 41 | 6 | 1 | 2 | 21 | 1 | .314 | 21 | 24 | .234 | 47 | 74 | 8 | 18 | 3 | 2 | 2 | 5 | 2 | .419 | 12 | 18 | .243 | 117 | 175 | 18 | 41 | 6 | 1 | 2 | 21 | 1 | .314 | 21 | 24 | .234 |
| CARDBOARD BASEBALL RATINGS | | | | | | | | | | | | | CARDBOARD BASEBALL RATINGS | | | | | | | | | | | | | CARDBOARD BASEBALL RATINGS | | | | | | | | | | | | |
| AVG | H | | 2B | | 3B | | HR | | RBI | | SB | | AVG | H | | 2B | | 3B | | HR | | RBI | | SB | | AVG | H | | 2B | | 3B | | HR | | RBI | | SB | |
| .234 | 41 | | 6 | | 1 | | 2 | | 2 | | 1 | | .243 | 18 | | 3 | | 2 | | 2 | | 0 | | 1 | | .234 | 41 | | 6 | | 1 | | 2 | | 2 | | 1 | |
| DEFENSE RATING | | | | | | | | | | | | | DEFENSE RATING | | | | | | | | | | | | | DEFENSE RATING | | | | | | | | | | | | |
| OF:  | | | | | | | | | | | | | | | | | | | | | | | | | | | | | | | | | | | | | | |

| | | | | | | | | | | | | | | | | | | | | | | | | | | | | | | | | | | | | | | |
|---|----|---|----|----|----|----|-----|----|------|----|----|------|--------------------------------|----|---|----|----|----|----|-----|----|------|----|----|------|----------------------------|----|---|----|----|----|----|-----|----|------|----|----|------|
| 016 | | | | | | | | | | | | | ERIC ANTHONY | | | | | | | | | | | | | OF | | | | | | | | | | | | |
| HT: 6'2" WT: 195 BATS: LEFT THROWS: LEFT | | | | | | | | | | | | | BORN: 11-8-1967, San Diego, CA | | | | | | | | | | | | | | | | | | | | | | | | | |
| 1997 LOS ANGELES DODGERS BATTING RECORD | | | | | | | | | | | | | | | | | | | | | | | | | | | | | | | | | | | | | | |
| G | AB | R | H | 2B | 3B | HR | RBI | SB | SLG | BB | SO | AVG | G | AB | R | H | 2B | 3B | HR | RBI | SB | SLG | BB | SO | AVG | G | AB | R | H | 2B | 3B | HR | RBI | SB | SLG | BB | SO | AVG |
| 47 | 74 | 8 | 18 | 3 | 2 | 2 | 5 | 2 | .419 | 12 | 18 | .243 | 47 | 74 | 8 | 18 | 3 | 2 | 2 | 5 | 2 | .419 | 12 | 18 | .243 | 47 | 74 | 8 | 18 | 3 | 2 | 2 | 5 | 2 | .419 | 12 | 18 | .243 |
| CARDBOARD BASEBALL RATINGS | | | | | | | | | | | | | CARDBOARD BASEBALL RATINGS | | | | | | | | | | | | | CARDBOARD BASEBALL RATINGS | | | | | | | | | | | | |
| AVG | H | | 2B | | 3B | | HR | | RBI | | SB | | AVG | H | | 2B | | 3B | | HR | | RBI | | SB | | AVG | H | | 2B | | 3B | | HR | | RBI | | SB | |
| .243 | 18 | | 3 | | 2 | | 2 | | 0 | | 1 | | .243 | 18 | | 3 | | 2 | | 2 | | 0 | | 1 | | .243 | 18 | | 3 | | 2 | | 2 | | 0 | | 1 | |
| DEFENSE RATING | | | | | | | | | | | | | DEFENSE RATING | | | | | | | | | | | | | DEFENSE RATING | | | | | | | | | | | | |
| OF:  | | | | | | | | | | | | | | | | | | | | | | | | | | | | | | | | | | | | | | |




| <div>017</div> <div>ALEX ARIAS</div> <div>3B-SS</div> <div>HT: 6'3" WT: 185 BATS: RIGHT THROWS: RIGHT</div> <div>BORN: 11-20-1967, New York, NY</div> <div>1997 FLORIDA MARLINS BATTING RECORD</div> <table><tr><th>G</th><th>AB</th><th>R</th><th>H</th><th>2B</th><th>3B</th><th>HR</th><th>RBI</th><th>SB</th><th>SLG</th><th>BB</th><th>SO</th><th>AVG</th></tr><tr><td>74</td><td>93</td><td>13</td><td>23</td><td>2</td><td>0</td><td>1</td><td>11</td><td>0</td><td>.301</td><td>12</td><td>12</td><td>.247</td></tr></table> <div>CARDBOARD BASEBALL RATINGS</div> <table><tr><th>AVG</th><th>H</th><th>2B</th><th>3B</th><th>HR</th><th>RBI</th><th>SB</th></tr><tr><td>.247</td><td>23</td><td>2</td><td>0</td><td>1</td><td>1</td><td>1</td></tr></table> <div>DEFENSE RATING</div> <div>3B:   SS:  </div> | | | | | | | | | | | | | G | AB | R | H | 2B | 3B | HR | RBI | SB | SLG | BB | SO | AVG | 74 | 93 | 13 | 23 | 2 | 0 | 1 | 11 | 0 | .301 | 12 | 12 | .247 | AVG | H | 2B | 3B | HR | RBI | SB | .247 | 23 | 2 | 0 | 1 | 1 | 1 | <div>021</div> <div>CARLOS BAERGA</div> <div>2B</div> <div>HT: 5'11" WT: 165 BATS: BOTH THROWS: RIGHT</div> <div>BORN: 11-4-1968, Santurce, P.R.</div> <div>1997 NEW YORK METS BATTING RECORD</div> <table><tr><th>G</th><th>AB</th><th>R</th><th>H</th><th>2B</th><th>3B</th><th>HR</th><th>RBI</th><th>SB</th><th>SLG</th><th>BB</th><th>SO</th><th>AVG</th></tr><tr><td>133</td><td>467</td><td>53</td><td>131</td><td>25</td><td>1</td><td>9</td><td>52</td><td>2</td><td>.396</td><td>20</td><td>54</td><td>.281</td></tr></table> <div>CARDBOARD BASEBALL RATINGS</div> <table><tr><th>AVG</th><th>H</th><th>2B</th><th>3B</th><th>HR</th><th>RBI</th><th>SB</th></tr><tr><td>.281</td><td>131</td><td>25</td><td>1</td><td>9</td><td>5</td><td>1</td></tr></table> <div>DEFENSE RATING</div> <div>2B:   </div> | | | | | | | | | | | | | G | AB | R | H | 2B | 3B | HR | RBI | SB | SLG | BB | SO | AVG | 133 | 467 | 53 | 131 | 25 | 1 | 9 | 52 | 2 | .396 | 20 | 54 | .281 | AVG | H | 2B | 3B | HR | RBI | SB | .281 | 131 | 25 | 1 | 9 | 5 | 1 |
|---|-----|-----|-----|----|-----|----|-----|----|------|-----|-----|------|---|----|---|---|----|----|----|-----|----|-----|----|----|-----|-----|-----|----|-----|----|---|---|----|----|------|----|----|------|-----|---|----|----|----|-----|----|------|-----|----|---|---|---|---|---|--|--|--|--|--|--|--|--|--|--|--|--|---|----|---|---|----|----|----|-----|----|-----|----|----|-----|-----|-----|-----|-----|----|---|----|-----|----|------|-----|-----|------|-----|---|----|----|----|-----|----|------|-----|----|---|----|----|---|
| G | AB | R | H | 2B | 3B | HR | RBI | SB | SLG | BB | SO | AVG | | | | | | | | | | | | | | | | | | | | | | | | | | | | | | | | | | | | | | | | | | | | | | | | | | | | | | | | | | | | | | | | | | | | | | | | | | | | | | | | | | | | | | | | | | | | | |
| 74 | 93 | 13 | 23 | 2 | 0 | 1 | 11 | 0 | .301 | 12 | 12 | .247 | | | | | | | | | | | | | | | | | | | | | | | | | | | | | | | | | | | | | | | | | | | | | | | | | | | | | | | | | | | | | | | | | | | | | | | | | | | | | | | | | | | | | | | | | | | | | |
| AVG | H | 2B | 3B | HR | RBI | SB | | | | | | | | | | | | | | | | | | | | | | | | | | | | | | | | | | | | | | | | | | | | | | | | | | | | | | | | | | | | | | | | | | | | | | | | | | | | | | | | | | | | | | | | | | | | | | | | | | | |
| .247 | 23 | 2 | 0 | 1 | 1 | 1 | | | | | | | | | | | | | | | | | | | | | | | | | | | | | | | | | | | | | | | | | | | | | | | | | | | | | | | | | | | | | | | | | | | | | | | | | | | | | | | | | | | | | | | | | | | | | | | | | | | |
| G | AB | R | H | 2B | 3B | HR | RBI | SB | SLG | BB | SO | AVG | | | | | | | | | | | | | | | | | | | | | | | | | | | | | | | | | | | | | | | | | | | | | | | | | | | | | | | | | | | | | | | | | | | | | | | | | | | | | | | | | | | | | | | | | | | | | |
| 133 | 467 | 53 | 131 | 25 | 1 | 9 | 52 | 2 | .396 | 20 | 54 | .281 | | | | | | | | | | | | | | | | | | | | | | | | | | | | | | | | | | | | | | | | | | | | | | | | | | | | | | | | | | | | | | | | | | | | | | | | | | | | | | | | | | | | | | | | | | | | | |
| AVG | H | 2B | 3B | HR | RBI | SB | | | | | | | | | | | | | | | | | | | | | | | | | | | | | | | | | | | | | | | | | | | | | | | | | | | | | | | | | | | | | | | | | | | | | | | | | | | | | | | | | | | | | | | | | | | | | | | | | | | |
| .281 | 131 | 25 | 1 | 9 | 5 | 1 | | | | | | | | | | | | | | | | | | | | | | | | | | | | | | | | | | | | | | | | | | | | | | | | | | | | | | | | | | | | | | | | | | | | | | | | | | | | | | | | | | | | | | | | | | | | | | | | | | | |
| <div>018</div> <div>BILLY ASHLEY</div> <div>OF</div> <div>HT: 6'7" WT: 220 BATS: RIGHT THROWS: RIGHT</div> <div>BORN: 7-11-1970, Trenton, MI</div> <div>1997 LOS ANGELES DODGERS BATTING RECORD</div> <table><tr><th>G</th><th>AB</th><th>R</th><th>H</th><th>2B</th><th>3B</th><th>HR</th><th>RBI</th><th>SB</th><th>SLG</th><th>BB</th><th>SO</th><th>AVG</th></tr><tr><td>71</td><td>131</td><td>12</td><td>32</td><td>7</td><td>0</td><td>6</td><td>19</td><td>0</td><td>.435</td><td>8</td><td>46</td><td>.244</td></tr></table> <div>CARDBOARD BASEBALL RATINGS</div> <table><tr><th>AVG</th><th>H</th><th>2B</th><th>3B</th><th>HR</th><th>RBI</th><th>SB</th></tr><tr><td>.244</td><td>32</td><td>7</td><td>0</td><td>6</td><td>1</td><td>1</td></tr></table> <div>DEFENSE RATING</div> <div>OF: </div> | | | | | | | | | | | | | G | AB | R | H | 2B | 3B | HR | RBI | SB | SLG | BB | SO | AVG | 71 | 131 | 12 | 32 | 7 | 0 | 6 | 19 | 0 | .435 | 8 | 46 | .244 | AVG | H | 2B | 3B | HR | RBI | SB | .244 | 32 | 7 | 0 | 6 | 1 | 1 | <div>022</div> <div>JEFF BAGWELL</div> <div>1B</div> <div>HT: 6'0" WT: 195 BATS: RIGHT THROWS: RIGHT</div> <div>BORN: 5-27-1968, Boston, MA</div> <div>1997 HOUSTON ASTROS BATTING RECORD</div> <table><tr><th>G</th><th>AB</th><th>R</th><th>H</th><th>2B</th><th>3B</th><th>HR</th><th>RBI</th><th>SB</th><th>SLG</th><th>BB</th><th>SO</th><th>AVG</th></tr><tr><td>162</td><td>566</td><td>109</td><td>162</td><td>40</td><td>2</td><td>43</td><td>135</td><td>31</td><td>.592</td><td>127</td><td>122</td><td>.286</td></tr></table> <div>CARDBOARD BASEBALL RATINGS</div> <table><tr><th>AVG</th><th>H</th><th>2B</th><th>3B</th><th>HR</th><th>RBI</th><th>SB</th></tr><tr><td>.286</td><td>162</td><td>40</td><td>2</td><td>43</td><td>13</td><td>3</td></tr></table> <div>DEFENSE RATING</div> <div>1B:  </div> | | | | | | | | | | | | | G | AB | R | H | 2B | 3B | HR | RBI | SB | SLG | BB | SO | AVG | 162 | 566 | 109 | 162 | 40 | 2 | 43 | 135 | 31 | .592 | 127 | 122 | .286 | AVG | H | 2B | 3B | HR | RBI | SB | .286 | 162 | 40 | 2 | 43 | 13 | 3 |
| G | AB | R | H | 2B | 3B | HR | RBI | SB | SLG | BB | SO | AVG | | | | | | | | | | | | | | | | | | | | | | | | | | | | | | | | | | | | | | | | | | | | | | | | | | | | | | | | | | | | | | | | | | | | | | | | | | | | | | | | | | | | | | | | | | | | | |
| 71 | 131 | 12 | 32 | 7 | 0 | 6 | 19 | 0 | .435 | 8 | 46 | .244 | | | | | | | | | | | | | | | | | | | | | | | | | | | | | | | | | | | | | | | | | | | | | | | | | | | | | | | | | | | | | | | | | | | | | | | | | | | | | | | | | | | | | | | | | | | | | |
| AVG | H | 2B | 3B | HR | RBI | SB | | | | | | | | | | | | | | | | | | | | | | | | | | | | | | | | | | | | | | | | | | | | | | | | | | | | | | | | | | | | | | | | | | | | | | | | | | | | | | | | | | | | | | | | | | | | | | | | | | | |
| .244 | 32 | 7 | 0 | 6 | 1 | 1 | | | | | | | | | | | | | | | | | | | | | | | | | | | | | | | | | | | | | | | | | | | | | | | | | | | | | | | | | | | | | | | | | | | | | | | | | | | | | | | | | | | | | | | | | | | | | | | | | | | |
| G | AB | R | H | 2B | 3B | HR | RBI | SB | SLG | BB | SO | AVG | | | | | | | | | | | | | | | | | | | | | | | | | | | | | | | | | | | | | | | | | | | | | | | | | | | | | | | | | | | | | | | | | | | | | | | | | | | | | | | | | | | | | | | | | | | | | |
| 162 | 566 | 109 | 162 | 40 | 2 | 43 | 135 | 31 | .592 | 127 | 122 | .286 | | | | | | | | | | | | | | | | | | | | | | | | | | | | | | | | | | | | | | | | | | | | | | | | | | | | | | | | | | | | | | | | | | | | | | | | | | | | | | | | | | | | | | | | | | | | | |
| AVG | H | 2B | 3B | HR | RBI | SB | | | | | | | | | | | | | | | | | | | | | | | | | | | | | | | | | | | | | | | | | | | | | | | | | | | | | | | | | | | | | | | | | | | | | | | | | | | | | | | | | | | | | | | | | | | | | | | | | | | |
| .286 | 162 | 40 | 2 | 43 | 13 | 3 | | | | | | | | | | | | | | | | | | | | | | | | | | | | | | | | | | | | | | | | | | | | | | | | | | | | | | | | | | | | | | | | | | | | | | | | | | | | | | | | | | | | | | | | | | | | | | | | | | | |
| <div>019</div> <div>RICH AURILIA</div> <div>SS</div> <div>HT: 6'0" WT: 170 BATS: RIGHT THROWS: RIGHT</div> <div>BORN: 9-2-1971, Brooklyn, NY</div> <div>1997 SAN FRANCISCO GIANTS BATTING RECORD</div> <table><tr><th>G</th><th>AB</th><th>R</th><th>H</th><th>2B</th><th>3B</th><th>HR</th><th>RBI</th><th>SB</th><th>SLG</th><th>BB</th><th>SO</th><th>AVG</th></tr><tr><td>46</td><td>102</td><td>16</td><td>28</td><td>8</td><td>0</td><td>5</td><td>19</td><td>1</td><td>.500</td><td>8</td><td>15</td><td>.275</td></tr></table> <div>CARDBOARD BASEBALL RATINGS</div> <table><tr><th>AVG</th><th>H</th><th>2B</th><th>3B</th><th>HR</th><th>RBI</th><th>SB</th></tr><tr><td>.275</td><td>28</td><td>8</td><td>0</td><td>5</td><td>1</td><td>1</td></tr></table> <div>DEFENSE RATING</div> <div>SS:   </div> | | | | | | | | | | | | | G | AB | R | H | 2B | 3B | HR | RBI | SB | SLG | BB | SO | AVG | 46 | 102 | 16 | 28 | 8 | 0 | 5 | 19 | 1 | .500 | 8 | 15 | .275 | AVG | H | 2B | 3B | HR | RBI | SB | .275 | 28 | 8 | 0 | 5 | 1 | 1 | <div>023</div> <div>HAROLD BAINES</div> <div>OF</div> <div>HT: 6'2" WT: 175 BATS: LEFT THROWS: LEFT</div> <div>BORN: 3-15-1959, Easton, MD</div> <div>1997 BALTIMORE ORIOLES BATTING RECORD</div> <table><tr><th>G</th><th>AB</th><th>R</th><th>H</th><th>2B</th><th>3B</th><th>HR</th><th>RBI</th><th>SB</th><th>SLG</th><th>BB</th><th>SO</th><th>AVG</th></tr><tr><td>137</td><td>452</td><td>55</td><td>136</td><td>23</td><td>0</td><td>16</td><td>67</td><td>0</td><td>.458</td><td>55</td><td>62</td><td>.301</td></tr></table> <div>CARDBOARD BASEBALL RATINGS</div> <table><tr><th>AVG</th><th>H</th><th>2B</th><th>3B</th><th>HR</th><th>RBI</th><th>SB</th></tr><tr><td>.301</td><td>136</td><td>23</td><td>0</td><td>16</td><td>6</td><td>1</td></tr></table> <div>DEFENSE RATING</div> <div>OF: </div> | | | | | | | | | | | | | G | AB | R | H | 2B | 3B | HR | RBI | SB | SLG | BB | SO | AVG | 137 | 452 | 55 | 136 | 23 | 0 | 16 | 67 | 0 | .458 | 55 | 62 | .301 | AVG | H | 2B | 3B | HR | RBI | SB | .301 | 136 | 23 | 0 | 16 | 6 | 1 |
| G | AB | R | H | 2B | 3B | HR | RBI | SB | SLG | BB | SO | AVG | | | | | | | | | | | | | | | | | | | | | | | | | | | | | | | | | | | | | | | | | | | | | | | | | | | | | | | | | | | | | | | | | | | | | | | | | | | | | | | | | | | | | | | | | | | | | |
| 46 | 102 | 16 | 28 | 8 | 0 | 5 | 19 | 1 | .500 | 8 | 15 | .275 | | | | | | | | | | | | | | | | | | | | | | | | | | | | | | | | | | | | | | | | | | | | | | | | | | | | | | | | | | | | | | | | | | | | | | | | | | | | | | | | | | | | | | | | | | | | | |
| AVG | H | 2B | 3B | HR | RBI | SB | | | | | | | | | | | | | | | | | | | | | | | | | | | | | | | | | | | | | | | | | | | | | | | | | | | | | | | | | | | | | | | | | | | | | | | | | | | | | | | | | | | | | | | | | | | | | | | | | | | |
| .275 | 28 | 8 | 0 | 5 | 1 | 1 | | | | | | | | | | | | | | | | | | | | | | | | | | | | | | | | | | | | | | | | | | | | | | | | | | | | | | | | | | | | | | | | | | | | | | | | | | | | | | | | | | | | | | | | | | | | | | | | | | | |
| G | AB | R | H | 2B | 3B | HR | RBI | SB | SLG | BB | SO | AVG | | | | | | | | | | | | | | | | | | | | | | | | | | | | | | | | | | | | | | | | | | | | | | | | | | | | | | | | | | | | | | | | | | | | | | | | | | | | | | | | | | | | | | | | | | | | | |
| 137 | 452 | 55 | 136 | 23 | 0 | 16 | 67 | 0 | .458 | 55 | 62 | .301 | | | | | | | | | | | | | | | | | | | | | | | | | | | | | | | | | | | | | | | | | | | | | | | | | | | | | | | | | | | | | | | | | | | | | | | | | | | | | | | | | | | | | | | | | | | | | |
| AVG | H | 2B | 3B | HR | RBI | SB | | | | | | | | | | | | | | | | | | | | | | | | | | | | | | | | | | | | | | | | | | | | | | | | | | | | | | | | | | | | | | | | | | | | | | | | | | | | | | | | | | | | | | | | | | | | | | | | | | | |
| .301 | 136 | 23 | 0 | 16 | 6 | 1 | | | | | | | | | | | | | | | | | | | | | | | | | | | | | | | | | | | | | | | | | | | | | | | | | | | | | | | | | | | | | | | | | | | | | | | | | | | | | | | | | | | | | | | | | | | | | | | | | | | |
| <div>020</div> <div>BRAD AUSMUS</div> <div>C</div> <div>HT: 5'11" WT: 190 BATS: RIGHT THROWS: RIGHT</div> <div>BORN: 4-14-1969, New Haven, CT</div> <div>1997 HOUSTON ASTROS BATTING RECORD</div> <table><tr><th>G</th><th>AB</th><th>R</th><th>H</th><th>2B</th><th>3B</th><th>HR</th><th>RBI</th><th>SB</th><th>SLG</th><th>BB</th><th>SO</th><th>AVG</th></tr><tr><td>130</td><td>425</td><td>45</td><td>113</td><td>25</td><td>1</td><td>4</td><td>44</td><td>14</td><td>.358</td><td>38</td><td>78</td><td>.266</td></tr></table> <div>CARDBOARD BASEBALL RATINGS</div> <table><tr><th>AVG</th><th>H</th><th>2B</th><th>3B</th><th>HR</th><th>RBI</th><th>SB</th></tr><tr><td>.266</td><td>113</td><td>25</td><td>1</td><td>4</td><td>4</td><td>1</td></tr></table> <div>DEFENSE RATING</div> | | | | | | | | | | | | | G | AB | R | H | 2B | 3B | HR | RBI | SB | SLG | BB | SO | AVG | 130 | 425 | 45 | 113 | 25 | 1 | 4 | 44 | 14 | .358 | 38 | 78 | .266 | AVG | H | 2B | 3B | HR | RBI | SB | .266 | 113 | 25 | 1 | 4 | 4 | 1 | <div>024</div> <div>BRIAN BANKS</div> <div>OF-1B</div> <div>HT: 6'3" WT: 200 BATS: BOTH THROWS: RIGHT</div> <div>BORN: 9-28-1970, Mesa, AZ</div> <div>1997 MILWAUKEE BREWERS BATTING RECORD</div> <table><tr><th>G</th><th>AB</th><th>R</th><th>H</th><th>2B</th><th>3B</th><th>HR</th><th>RBI</th><th>SB</th><th>SLG</th><th>BB</th><th>SO</th><th>AVG</th></tr><tr><td>28</td><td>68</td><td>9</td><td>14</td><td>1</td><td>0</td><td>1</td><td>8</td><td>0</td><td>.265</td><td>6</td><td>17</td><td>.206</td></tr></table> <div>CARDBOARD BASEBALL RATINGS</div> <table><tr><th>AVG</th><th>H</th><th>2B</th><th>3B</th><th>HR</th><th>RBI</th><th>SB</th></tr><tr><td>.206</td><td>14</td><td>1</td><td>0</td><td>1</td><td>0</td><td>1</td></tr></table> <div>DEFENSE RATING</div> <div>OF:  1B: </div> | | | | | | | | | | | | | G | AB | R | H | 2B | 3B | HR | RBI | SB | SLG | BB | SO | AVG | 28 | 68 | 9 | 14 | 1 | 0 | 1 | 8 | 0 | .265 | 6 | 17 | .206 | AVG | H | 2B | 3B | HR | RBI | SB | .206 | 14 | 1 | 0 | 1 | 0 | 1 |
| G | AB | R | H | 2B | 3B | HR | RBI | SB | SLG | BB | SO | AVG | | | | | | | | | | | | | | | | | | | | | | | | | | | | | | | | | | | | | | | | | | | | | | | | | | | | | | | | | | | | | | | | | | | | | | | | | | | | | | | | | | | | | | | | | | | | | |
| 130 | 425 | 45 | 113 | 25 | 1 | 4 | 44 | 14 | .358 | 38 | 78 | .266 | | | | | | | | | | | | | | | | | | | | | | | | | | | | | | | | | | | | | | | | | | | | | | | | | | | | | | | | | | | | | | | | | | | | | | | | | | | | | | | | | | | | | | | | | | | | | |
| AVG | H | 2B | 3B | HR | RBI | SB | | | | | | | | | | | | | | | | | | | | | | | | | | | | | | | | | | | | | | | | | | | | | | | | | | | | | | | | | | | | | | | | | | | | | | | | | | | | | | | | | | | | | | | | | | | | | | | | | | | |
| .266 | 113 | 25 | 1 | 4 | 4 | 1 | | | | | | | | | | | | | | | | | | | | | | | | | | | | | | | | | | | | | | | | | | | | | | | | | | | | | | | | | | | | | | | | | | | | | | | | | | | | | | | | | | | | | | | | | | | | | | | | | | | |
| G | AB | R | H | 2B | 3B | HR | RBI | SB | SLG | BB | SO | AVG | | | | | | | | | | | | | | | | | | | | | | | | | | | | | | | | | | | | | | | | | | | | | | | | | | | | | | | | | | | | | | | | | | | | | | | | | | | | | | | | | | | | | | | | | | | | | |
| 28 | 68 | 9 | 14 | 1 | 0 | 1 | 8 | 0 | .265 | 6 | 17 | .206 | | | | | | | | | | | | | | | | | | | | | | | | | | | | | | | | | | | | | | | | | | | | | | | | | | | | | | | | | | | | | | | | | | | | | | | | | | | | | | | | | | | | | | | | | | | | | |
| AVG | H | 2B | 3B | HR | RBI | SB | | | | | | | | | | | | | | | | | | | | | | | | | | | | | | | | | | | | | | | | | | | | | | | | | | | | | | | | | | | | | | | | | | | | | | | | | | | | | | | | | | | | | | | | | | | | | | | | | | | |
| .206 | 14 | 1 | 0 | 1 | 0 | 1 | | | | | | | | | | | | | | | | | | | | | | | | | | | | | | | | | | | | | | | | | | | | | | | | | | | | | | | | | | | | | | | | | | | | | | | | | | | | | | | | | | | | | | | | | | | | | | | | | | | |


| <div>025</div> <div>TONY BARRON</div> <div>OF</div> <div>HT: 6'0" WT: 185 BATS: RIGHT THROWS: RIGHT</div> <div>BORN: 8-17-1966, Portland, OR</div> <div>1997 PHILADELPHIA PHILLIES BATTING RECORD</div> <table><tr><th>G</th><th>AB</th><th>R</th><th>H</th><th>2B</th><th>3B</th><th>HR</th><th>RBI</th><th>SB</th><th>SLG</th><th>BB</th><th>SO</th><th>AVG</th></tr><tr><td>57</td><td>189</td><td>22</td><td>54</td><td>12</td><td>1</td><td>4</td><td>24</td><td>0</td><td>.423</td><td>12</td><td>38</td><td>.286</td></tr></table> <div>CARDBOARD BASEBALL RATINGS</div> <table><tr><th>AVG</th><th>H</th><th>2B</th><th>3B</th><th>HR</th><th>RBI</th><th>SB</th></tr><tr><td>.286</td><td>54</td><td>12</td><td>1</td><td>4</td><td>2</td><td>1</td></tr></table> <div>DEFENSE RATING</div> <div>OF: </div> | | | | | | | | | | | | | G | AB | R | H | 2B | 3B | HR | RBI | SB | SLG | BB | SO | AVG | 57 | 189 | 22 | 54 | 12 | 1 | 4 | 24 | 0 | .423 | 12 | 38 | .286 | AVG | H | 2B | 3B | HR | RBI | SB | .286 | 54 | 12 | 1 | 4 | 2 | 1 | <div>029</div> <div>TREY BEAMON</div> <div>OF</div> <div>HT: 6'3" WT: 195 BATS: LEFT THROWS: RIGHT</div> <div>BORN: 2-11-1974, Dallas, TX</div> <div>1997 SAN DIEGO PADRES BATTING RECORD</div> <table><tr><th>G</th><th>AB</th><th>R</th><th>H</th><th>2B</th><th>3B</th><th>HR</th><th>RBI</th><th>SB</th><th>SLG</th><th>BB</th><th>SO</th><th>AVG</th></tr><tr><td>43</td><td>65</td><td>5</td><td>18</td><td>3</td><td>0</td><td>0</td><td>7</td><td>1</td><td>.323</td><td>2</td><td>17</td><td>.277</td></tr></table> <div>CARDBOARD BASEBALL RATINGS</div> <table><tr><th>AVG</th><th>H</th><th>2B</th><th>3B</th><th>HR</th><th>RBI</th><th>SB</th></tr><tr><td>.277</td><td>18</td><td>3</td><td>0</td><td>0</td><td>0</td><td>1</td></tr></table> <div>DEFENSE RATING</div> <div>OF: </div> | | | | | | | | | | | | | G | AB | R | H | 2B | 3B | HR | RBI | SB | SLG | BB | SO | AVG | 43 | 65 | 5 | 18 | 3 | 0 | 0 | 7 | 1 | .323 | 2 | 17 | .277 | AVG | H | 2B | 3B | HR | RBI | SB | .277 | 18 | 3 | 0 | 0 | 0 | 1 |
|---|-----|----|-----|----|-----|----|-----|----|------|----|-----|------|---|----|---|---|----|----|----|-----|----|-----|----|----|-----|----|-----|----|----|----|---|---|----|---|------|----|----|------|-----|---|----|----|----|-----|----|------|----|----|---|---|---|---|--|--|--|--|--|--|--|--|--|--|--|--|--|---|----|---|---|----|----|----|-----|----|-----|----|----|-----|-----|-----|----|-----|----|---|----|----|----|------|----|-----|------|-----|---|----|----|----|-----|----|------|-----|----|---|----|---|---|
| G | AB | R | H | 2B | 3B | HR | RBI | SB | SLG | BB | SO | AVG | | | | | | | | | | | | | | | | | | | | | | | | | | | | | | | | | | | | | | | | | | | | | | | | | | | | | | | | | | | | | | | | | | | | | | | | | | | | | | | | | | | | | | | | | | | | | |
| 57 | 189 | 22 | 54 | 12 | 1 | 4 | 24 | 0 | .423 | 12 | 38 | .286 | | | | | | | | | | | | | | | | | | | | | | | | | | | | | | | | | | | | | | | | | | | | | | | | | | | | | | | | | | | | | | | | | | | | | | | | | | | | | | | | | | | | | | | | | | | | | |
| AVG | H | 2B | 3B | HR | RBI | SB | | | | | | | | | | | | | | | | | | | | | | | | | | | | | | | | | | | | | | | | | | | | | | | | | | | | | | | | | | | | | | | | | | | | | | | | | | | | | | | | | | | | | | | | | | | | | | | | | | | |
| .286 | 54 | 12 | 1 | 4 | 2 | 1 | | | | | | | | | | | | | | | | | | | | | | | | | | | | | | | | | | | | | | | | | | | | | | | | | | | | | | | | | | | | | | | | | | | | | | | | | | | | | | | | | | | | | | | | | | | | | | | | | | | |
| G | AB | R | H | 2B | 3B | HR | RBI | SB | SLG | BB | SO | AVG | | | | | | | | | | | | | | | | | | | | | | | | | | | | | | | | | | | | | | | | | | | | | | | | | | | | | | | | | | | | | | | | | | | | | | | | | | | | | | | | | | | | | | | | | | | | | |
| 43 | 65 | 5 | 18 | 3 | 0 | 0 | 7 | 1 | .323 | 2 | 17 | .277 | | | | | | | | | | | | | | | | | | | | | | | | | | | | | | | | | | | | | | | | | | | | | | | | | | | | | | | | | | | | | | | | | | | | | | | | | | | | | | | | | | | | | | | | | | | | | |
| AVG | H | 2B | 3B | HR | RBI | SB | | | | | | | | | | | | | | | | | | | | | | | | | | | | | | | | | | | | | | | | | | | | | | | | | | | | | | | | | | | | | | | | | | | | | | | | | | | | | | | | | | | | | | | | | | | | | | | | | | | |
| .277 | 18 | 3 | 0 | 0 | 0 | 1 | | | | | | | | | | | | | | | | | | | | | | | | | | | | | | | | | | | | | | | | | | | | | | | | | | | | | | | | | | | | | | | | | | | | | | | | | | | | | | | | | | | | | | | | | | | | | | | | | | | |
| <div>026</div> <div>JASON BATES</div> <div>SS-2B-3B</div> <div>HT: 5'11" WT: 170 BATS: BOTH THROWS: RIGHT</div> <div>BORN: 1-5-1971, Downey, CA</div> <div>1997 COLORADO ROCKIES BATTING RECORD</div> <table><tr><th>G</th><th>AB</th><th>R</th><th>H</th><th>2B</th><th>3B</th><th>HR</th><th>RBI</th><th>SB</th><th>SLG</th><th>BB</th><th>SO</th><th>AVG</th></tr><tr><td>62</td><td>121</td><td>17</td><td>29</td><td>10</td><td>0</td><td>3</td><td>11</td><td>0</td><td>.397</td><td>15</td><td>27</td><td>.240</td></tr></table> <div>CARDBOARD BASEBALL RATINGS</div> <table><tr><th>AVG</th><th>H</th><th>2B</th><th>3B</th><th>HR</th><th>RBI</th><th>SB</th></tr><tr><td>.240</td><td>29</td><td>10</td><td>0</td><td>3</td><td>1</td><td>1</td></tr></table> <div>DEFENSE RATING</div> <div>SS:  2B:  3B: </div> | | | | | | | | | | | | | G | AB | R | H | 2B | 3B | HR | RBI | SB | SLG | BB | SO | AVG | 62 | 121 | 17 | 29 | 10 | 0 | 3 | 11 | 0 | .397 | 15 | 27 | .240 | AVG | H | 2B | 3B | HR | RBI | SB | .240 | 29 | 10 | 0 | 3 | 1 | 1 | <div>030</div> <div>RICH BECKER</div> <div>OF</div> <div>HT: 5'10" WT: 180 BATS: LEFT THROWS: LEFT</div> <div>BORN: 2-1-1972, Aurora, IL</div> <div>1997 MINNESOTA TWINS BATTING RECORD</div> <table><tr><th>G</th><th>AB</th><th>R</th><th>H</th><th>2B</th><th>3B</th><th>HR</th><th>RBI</th><th>SB</th><th>SLG</th><th>BB</th><th>SO</th><th>AVG</th></tr><tr><td>132</td><td>443</td><td>61</td><td>117</td><td>22</td><td>3</td><td>10</td><td>45</td><td>17</td><td>.395</td><td>62</td><td>130</td><td>.264</td></tr></table> <div>CARDBOARD BASEBALL RATINGS</div> <table><tr><th>AVG</th><th>H</th><th>2B</th><th>3B</th><th>HR</th><th>RBI</th><th>SB</th></tr><tr><td>.264</td><td>117</td><td>22</td><td>3</td><td>10</td><td>4</td><td>2</td></tr></table> <div>DEFENSE RATING</div> <div>OF:   </div> | | | | | | | | | | | | | G | AB | R | H | 2B | 3B | HR | RBI | SB | SLG | BB | SO | AVG | 132 | 443 | 61 | 117 | 22 | 3 | 10 | 45 | 17 | .395 | 62 | 130 | .264 | AVG | H | 2B | 3B | HR | RBI | SB | .264 | 117 | 22 | 3 | 10 | 4 | 2 |
| G | AB | R | H | 2B | 3B | HR | RBI | SB | SLG | BB | SO | AVG | | | | | | | | | | | | | | | | | | | | | | | | | | | | | | | | | | | | | | | | | | | | | | | | | | | | | | | | | | | | | | | | | | | | | | | | | | | | | | | | | | | | | | | | | | | | | |
| 62 | 121 | 17 | 29 | 10 | 0 | 3 | 11 | 0 | .397 | 15 | 27 | .240 | | | | | | | | | | | | | | | | | | | | | | | | | | | | | | | | | | | | | | | | | | | | | | | | | | | | | | | | | | | | | | | | | | | | | | | | | | | | | | | | | | | | | | | | | | | | | |
| AVG | H | 2B | 3B | HR | RBI | SB | | | | | | | | | | | | | | | | | | | | | | | | | | | | | | | | | | | | | | | | | | | | | | | | | | | | | | | | | | | | | | | | | | | | | | | | | | | | | | | | | | | | | | | | | | | | | | | | | | | |
| .240 | 29 | 10 | 0 | 3 | 1 | 1 | | | | | | | | | | | | | | | | | | | | | | | | | | | | | | | | | | | | | | | | | | | | | | | | | | | | | | | | | | | | | | | | | | | | | | | | | | | | | | | | | | | | | | | | | | | | | | | | | | | |
| G | AB | R | H | 2B | 3B | HR | RBI | SB | SLG | BB | SO | AVG | | | | | | | | | | | | | | | | | | | | | | | | | | | | | | | | | | | | | | | | | | | | | | | | | | | | | | | | | | | | | | | | | | | | | | | | | | | | | | | | | | | | | | | | | | | | | |
| 132 | 443 | 61 | 117 | 22 | 3 | 10 | 45 | 17 | .395 | 62 | 130 | .264 | | | | | | | | | | | | | | | | | | | | | | | | | | | | | | | | | | | | | | | | | | | | | | | | | | | | | | | | | | | | | | | | | | | | | | | | | | | | | | | | | | | | | | | | | | | | | |
| AVG | H | 2B | 3B | HR | RBI | SB | | | | | | | | | | | | | | | | | | | | | | | | | | | | | | | | | | | | | | | | | | | | | | | | | | | | | | | | | | | | | | | | | | | | | | | | | | | | | | | | | | | | | | | | | | | | | | | | | | | |
| .264 | 117 | 22 | 3 | 10 | 4 | 2 | | | | | | | | | | | | | | | | | | | | | | | | | | | | | | | | | | | | | | | | | | | | | | | | | | | | | | | | | | | | | | | | | | | | | | | | | | | | | | | | | | | | | | | | | | | | | | | | | | | |
| <div>027</div> <div>TONY BATISTA</div> <div>SS</div> <div>HT: 6'0" WT: 180 BATS: RIGHT THROWS: RIGHT</div> <div>BORN: 12-9-1973, Puerto Plata, D.R.</div> <div>1997 OAKLAND ATHLETICS BATTING RECORD</div> <table><tr><th>G</th><th>AB</th><th>R</th><th>H</th><th>2B</th><th>3B</th><th>HR</th><th>RBI</th><th>SB</th><th>SLG</th><th>BB</th><th>SO</th><th>AVG</th></tr><tr><td>68</td><td>188</td><td>22</td><td>38</td><td>10</td><td>1</td><td>4</td><td>18</td><td>2</td><td>.330</td><td>14</td><td>31</td><td>.202</td></tr></table> <div>CARDBOARD BASEBALL RATINGS</div> <table><tr><th>AVG</th><th>H</th><th>2B</th><th>3B</th><th>HR</th><th>RBI</th><th>SB</th></tr><tr><td>.202</td><td>38</td><td>10</td><td>1</td><td>4</td><td>1</td><td>1</td></tr></table> <div>DEFENSE RATING</div> <div>SS: </div> | | | | | | | | | | | | | G | AB | R | H | 2B | 3B | HR | RBI | SB | SLG | BB | SO | AVG | 68 | 188 | 22 | 38 | 10 | 1 | 4 | 18 | 2 | .330 | 14 | 31 | .202 | AVG | H | 2B | 3B | HR | RBI | SB | .202 | 38 | 10 | 1 | 4 | 1 | 1 | <div>031</div> <div>DAVID BELL</div> <div>2B-3B-SS</div> <div>HT: 5'10" WT: 170 BATS: RIGHT THROWS: RIGHT</div> <div>BORN: 9-14-1972, Cincinnati, OH</div> <div>1997 ST. LOUIS CARDINALS BATTING RECORD</div> <table><tr><th>G</th><th>AB</th><th>R</th><th>H</th><th>2B</th><th>3B</th><th>HR</th><th>RBI</th><th>SB</th><th>SLG</th><th>BB</th><th>SO</th><th>AVG</th></tr><tr><td>66</td><td>142</td><td>9</td><td>30</td><td>7</td><td>2</td><td>1</td><td>12</td><td>1</td><td>.310</td><td>10</td><td>28</td><td>.211</td></tr></table> <div>CARDBOARD BASEBALL RATINGS</div> <table><tr><th>AVG</th><th>H</th><th>2B</th><th>3B</th><th>HR</th><th>RBI</th><th>SB</th></tr><tr><td>.211</td><td>30</td><td>7</td><td>2</td><td>1</td><td>1</td><td>1</td></tr></table> <div>DEFENSE RATING</div> <div>2B:   3B:  SS: </div> | | | | | | | | | | | | | G | AB | R | H | 2B | 3B | HR | RBI | SB | SLG | BB | SO | AVG | 66 | 142 | 9 | 30 | 7 | 2 | 1 | 12 | 1 | .310 | 10 | 28 | .211 | AVG | H | 2B | 3B | HR | RBI | SB | .211 | 30 | 7 | 2 | 1 | 1 | 1 |
| G | AB | R | H | 2B | 3B | HR | RBI | SB | SLG | BB | SO | AVG | | | | | | | | | | | | | | | | | | | | | | | | | | | | | | | | | | | | | | | | | | | | | | | | | | | | | | | | | | | | | | | | | | | | | | | | | | | | | | | | | | | | | | | | | | | | | |
| 68 | 188 | 22 | 38 | 10 | 1 | 4 | 18 | 2 | .330 | 14 | 31 | .202 | | | | | | | | | | | | | | | | | | | | | | | | | | | | | | | | | | | | | | | | | | | | | | | | | | | | | | | | | | | | | | | | | | | | | | | | | | | | | | | | | | | | | | | | | | | | | |
| AVG | H | 2B | 3B | HR | RBI | SB | | | | | | | | | | | | | | | | | | | | | | | | | | | | | | | | | | | | | | | | | | | | | | | | | | | | | | | | | | | | | | | | | | | | | | | | | | | | | | | | | | | | | | | | | | | | | | | | | | | |
| .202 | 38 | 10 | 1 | 4 | 1 | 1 | | | | | | | | | | | | | | | | | | | | | | | | | | | | | | | | | | | | | | | | | | | | | | | | | | | | | | | | | | | | | | | | | | | | | | | | | | | | | | | | | | | | | | | | | | | | | | | | | | | |
| G | AB | R | H | 2B | 3B | HR | RBI | SB | SLG | BB | SO | AVG | | | | | | | | | | | | | | | | | | | | | | | | | | | | | | | | | | | | | | | | | | | | | | | | | | | | | | | | | | | | | | | | | | | | | | | | | | | | | | | | | | | | | | | | | | | | | |
| 66 | 142 | 9 | 30 | 7 | 2 | 1 | 12 | 1 | .310 | 10 | 28 | .211 | | | | | | | | | | | | | | | | | | | | | | | | | | | | | | | | | | | | | | | | | | | | | | | | | | | | | | | | | | | | | | | | | | | | | | | | | | | | | | | | | | | | | | | | | | | | | |
| AVG | H | 2B | 3B | HR | RBI | SB | | | | | | | | | | | | | | | | | | | | | | | | | | | | | | | | | | | | | | | | | | | | | | | | | | | | | | | | | | | | | | | | | | | | | | | | | | | | | | | | | | | | | | | | | | | | | | | | | | | |
| .211 | 30 | 7 | 2 | 1 | 1 | 1 | | | | | | | | | | | | | | | | | | | | | | | | | | | | | | | | | | | | | | | | | | | | | | | | | | | | | | | | | | | | | | | | | | | | | | | | | | | | | | | | | | | | | | | | | | | | | | | | | | | |
| <div>028</div> <div>DANNY BAUTISTA</div> <div>OF</div> <div>HT: 5'11" WT: 170 BATS: RIGHT THROWS: RIGHT</div> <div>BORN: 5-24-1972, Santo Domingo, D.R.</div> <div>1997 ATLANTA BRAVES BATTING RECORD</div> <table><tr><th>G</th><th>AB</th><th>R</th><th>H</th><th>2B</th><th>3B</th><th>HR</th><th>RBI</th><th>SB</th><th>SLG</th><th>BB</th><th>SO</th><th>AVG</th></tr><tr><td>64</td><td>103</td><td>14</td><td>25</td><td>3</td><td>2</td><td>3</td><td>9</td><td>2</td><td>.398</td><td>5</td><td>24</td><td>.243</td></tr></table> <div>CARDBOARD BASEBALL RATINGS</div> <table><tr><th>AVG</th><th>H</th><th>2B</th><th>3B</th><th>HR</th><th>RBI</th><th>SB</th></tr><tr><td>.243</td><td>25</td><td>3</td><td>2</td><td>3</td><td>0</td><td>1</td></tr></table> <div>DEFENSE RATING</div> <div>OF: </div> | | | | | | | | | | | | | G | AB | R | H | 2B | 3B | HR | RBI | SB | SLG | BB | SO | AVG | 64 | 103 | 14 | 25 | 3 | 2 | 3 | 9 | 2 | .398 | 5 | 24 | .243 | AVG | H | 2B | 3B | HR | RBI | SB | .243 | 25 | 3 | 2 | 3 | 0 | 1 | <div>032</div> <div>DEREK BELL</div> <div>OF</div> <div>HT: 6'2" WT: 200 BATS: RIGHT THROWS: RIGHT</div> <div>BORN: 12-11-1968, Tampa, FL</div> <div>1997 HOUSTON ASTROS BATTING RECORD</div> <table><tr><th>G</th><th>AB</th><th>R</th><th>H</th><th>2B</th><th>3B</th><th>HR</th><th>RBI</th><th>SB</th><th>SLG</th><th>BB</th><th>SO</th><th>AVG</th></tr><tr><td>129</td><td>493</td><td>67</td><td>136</td><td>29</td><td>3</td><td>15</td><td>71</td><td>15</td><td>.438</td><td>40</td><td>94</td><td>.276</td></tr></table> <div>CARDBOARD BASEBALL RATINGS</div> <table><tr><th>AVG</th><th>H</th><th>2B</th><th>3B</th><th>HR</th><th>RBI</th><th>SB</th></tr><tr><td>.276</td><td>136</td><td>29</td><td>3</td><td>15</td><td>7</td><td>2</td></tr></table> <div>DEFENSE RATING</div> <div>OF: </div> | | | | | | | | | | | | | G | AB | R | H | 2B | 3B | HR | RBI | SB | SLG | BB | SO | AVG | 129 | 493 | 67 | 136 | 29 | 3 | 15 | 71 | 15 | .438 | 40 | 94 | .276 | AVG | H | 2B | 3B | HR | RBI | SB | .276 | 136 | 29 | 3 | 15 | 7 | 2 |
| G | AB | R | H | 2B | 3B | HR | RBI | SB | SLG | BB | SO | AVG | | | | | | | | | | | | | | | | | | | | | | | | | | | | | | | | | | | | | | | | | | | | | | | | | | | | | | | | | | | | | | | | | | | | | | | | | | | | | | | | | | | | | | | | | | | | | |
| 64 | 103 | 14 | 25 | 3 | 2 | 3 | 9 | 2 | .398 | 5 | 24 | .243 | | | | | | | | | | | | | | | | | | | | | | | | | | | | | | | | | | | | | | | | | | | | | | | | | | | | | | | | | | | | | | | | | | | | | | | | | | | | | | | | | | | | | | | | | | | | | |
| AVG | H | 2B | 3B | HR | RBI | SB | | | | | | | | | | | | | | | | | | | | | | | | | | | | | | | | | | | | | | | | | | | | | | | | | | | | | | | | | | | | | | | | | | | | | | | | | | | | | | | | | | | | | | | | | | | | | | | | | | | |
| .243 | 25 | 3 | 2 | 3 | 0 | 1 | | | | | | | | | | | | | | | | | | | | | | | | | | | | | | | | | | | | | | | | | | | | | | | | | | | | | | | | | | | | | | | | | | | | | | | | | | | | | | | | | | | | | | | | | | | | | | | | | | | |
| G | AB | R | H | 2B | 3B | HR | RBI | SB | SLG | BB | SO | AVG | | | | | | | | | | | | | | | | | | | | | | | | | | | | | | | | | | | | | | | | | | | | | | | | | | | | | | | | | | | | | | | | | | | | | | | | | | | | | | | | | | | | | | | | | | | | | |
| 129 | 493 | 67 | 136 | 29 | 3 | 15 | 71 | 15 | .438 | 40 | 94 | .276 | | | | | | | | | | | | | | | | | | | | | | | | | | | | | | | | | | | | | | | | | | | | | | | | | | | | | | | | | | | | | | | | | | | | | | | | | | | | | | | | | | | | | | | | | | | | | |
| AVG | H | 2B | 3B | HR | RBI | SB | | | | | | | | | | | | | | | | | | | | | | | | | | | | | | | | | | | | | | | | | | | | | | | | | | | | | | | | | | | | | | | | | | | | | | | | | | | | | | | | | | | | | | | | | | | | | | | | | | | |
| .276 | 136 | 29 | 3 | 15 | 7 | 2 | | | | | | | | | | | | | | | | | | | | | | | | | | | | | | | | | | | | | | | | | | | | | | | | | | | | | | | | | | | | | | | | | | | | | | | | | | | | | | | | | | | | | | | | | | | | | | | | | | | |






| | | | | | | | | | |
|-----|-----------------|----------|---|--|---|----------------------------|--|----------------|------------------------|
| 033 | ALBERT BELLE | OF | HT: 6'1" WT: 190 BATS: RIGHT THROWS: RIGHT BORN: 8-25-1966, Shreveport, LA | 1997 CHICAGO WHITE SOX BATTING RECORD | G AB R H 2B 3B HR RBI SB SLG BB SO AVG 161 634 90 174 45 1 30 116 4 .491 53 105 .274 | CARDBOARD BASEBALL RATINGS | AVG H 2B 3B HR RBI SB .274 174 45 1 30 11 1 | DEFENSE RATING | OF: ♣♣ |
| 037 | MARVIN BENARD | OF | HT: 5'10" WT: 180 BATS: LEFT THROWS: LEFT BORN: 1-20-1970, Bluefields, Nicaragua | 1997 SAN FRANCISCO GIANTS BATTING RECORD | G AB R H 2B 3B HR RBI SB SLG BB SO AVG 84 114 13 26 4 0 1 13 3 .289 13 29 .228 | CARDBOARD BASEBALL RATINGS | AVG H 2B 3B HR RBI SB .228 26 4 0 1 1 1 | DEFENSE RATING | OF: ♠ |
| 034 | MARK BELLHORN | 3B-2B | HT: 6'1" WT: 195 BATS: BOTH THROWS: RIGHT BORN: 8-23-1974, Boston, MA | 1997 OAKLAND ATHLETICS BATTING RECORD | G AB R H 2B 3B HR RBI SB SLG BB SO AVG 68 224 33 51 9 1 6 19 7 .357 32 70 .228 | CARDBOARD BASEBALL RATINGS | AVG H 2B 3B HR RBI SB .228 51 9 1 6 1 1 | DEFENSE RATING | 3B: ♣♣ 2B: ♠♣♥ |
| 038 | YAMIL BENITEZ | OF | HT: 6'2" WT: 195 BATS: RIGHT THROWS: RIGHT BORN: 10-5-1972, San Juan, P.R. | 1997 KANSAS CITY ROYALS BATTING RECORD | G AB R H 2B 3B HR RBI SB SLG BB SO AVG 53 191 22 51 7 1 8 21 2 .440 10 49 .267 | CARDBOARD BASEBALL RATINGS | AVG H 2B 3B HR RBI SB .267 51 7 1 8 2 1 | DEFENSE RATING | OF: ♣♣ |
| 035 | RAFAEL BELLARD | SS-2B | HT: 5'6" WT: 160 BATS: RIGHT THROWS: RIGHT BORN: 10-24-1961, Pueblo Nuevo, D.R. | 1997 ATLANTA BRAVES BATTING RECORD | G AB R H 2B 3B HR RBI SB SLG BB SO AVG 72 71 9 15 3 0 1 3 0 .296 1 17 .211 | CARDBOARD BASEBALL RATINGS | AVG H 2B 3B HR RBI SB .211 15 3 0 1 0 1 | DEFENSE RATING | SS: ♠♣ 2B: ♠♣♥ |
| 039 | MIKE BENJAMIN | 3B-SS-2B | HT: 6'3" WT: 195 BATS: RIGHT THROWS: RIGHT BORN: 11-22-1965, Euclid, OH | 1997 BOSTON RED SOX BATTING RECORD | G AB R H 2B 3B HR RBI SB SLG BB SO AVG 49 116 12 27 9 1 0 7 2 .328 4 27 .233 | CARDBOARD BASEBALL RATINGS | AVG H 2B 3B HR RBI SB .233 27 9 1 0 0 1 | DEFENSE RATING | 3B: ♠♣♥ SS: ♠♣ 2B: ♠♣♥ |
| 036 | JAY BELL | SS | HT: 6'1" WT: 180 BATS: RIGHT THROWS: RIGHT BORN: 12-11-1965, Eglin A.F.B., FL | 1997 KANSAS CITY ROYALS BATTING RECORD | G AB R H 2B 3B HR RBI SB SLG BB SO AVG 153 573 89 167 28 3 21 92 10 .461 71 101 .291 | CARDBOARD BASEBALL RATINGS | AVG H 2B 3B HR RBI SB .291 167 28 3 21 9 1 | DEFENSE RATING | SS: ♠♣ |
| 040 | GERONIMO BERROA | OF | HT: 6'0" WT: 165 BATS: RIGHT THROWS: RIGHT BORN: 3-18-1965, Santo Domingo, D.R. | 1997 BALTIMORE ORIOLES BATTING RECORD | G AB R H 2B 3B HR RBI SB SLG BB SO AVG 156 561 88 159 25 0 26 90 4 .467 76 120 .283 | CARDBOARD BASEBALL RATINGS | AVG H 2B 3B HR RBI SB .283 159 25 0 26 9 1 | DEFENSE RATING | OF: ♠ |







| | | | | | | | | | | | | | | | | | | | | | | | | | | | | | | | | | | | | | | | | | | | | | | | | | | | | | | | | | | | | | | | | | | | | | | | | | | | | | | | | | | | | | | | | | | | | | | | | | | | | | | | | | |
|---|-----|-----|-----|----|-----|----|-----|----|------|----|-----|------|---|----|---|---|----|----|----|-----|----|-----|----|----|-----|-----|-----|----|-----|----|---|----|-----|---|------|----|----|------|-----|---|----|----|----|-----|----|------|-----|----|---|----|----|---|--|--|--|--|--|--|--|--|--|--|--|--|--|---|----|---|---|----|----|----|-----|----|-----|----|----|-----|-----|-----|-----|-----|----|---|----|----|----|------|----|-----|------|-----|---|----|----|----|-----|----|------|-----|----|---|----|---|---|
| <div>041</div> <div>DAMON BERRYHILL</div> <div>C</div> <div>HT: 6'0" WT: 205 BATS: BOTH THROWS: RIGHT BORN: 12-3-1963, South Laguna, CA</div> <div>1997 SAN FRANCISCO GIANTS BATTING RECORD</div> <table><tr><td>G</td><td>AB</td><td>R</td><td>H</td><td>2B</td><td>3B</td><td>HR</td><td>RBI</td><td>SB</td><td>SLG</td><td>BB</td><td>SO</td><td>AVG</td></tr><tr><td>73</td><td>167</td><td>17</td><td>43</td><td>8</td><td>0</td><td>3</td><td>23</td><td>0</td><td>.359</td><td>20</td><td>29</td><td>.257</td></tr></table> <div>CARDBOARD BASEBALL RATINGS</div> <table><tr><td>AVG</td><td>H</td><td>2B</td><td>3B</td><td>HR</td><td>RBI</td><td>SB</td></tr><tr><td>.257</td><td>43</td><td>8</td><td>0</td><td>3</td><td>2</td><td>1</td></tr></table> <div>DEFENSE RATING</div> | | | | | | | | | | | | | G | AB | R | H | 2B | 3B | HR | RBI | SB | SLG | BB | SO | AVG | 73 | 167 | 17 | 43 | 8 | 0 | 3 | 23 | 0 | .359 | 20 | 29 | .257 | AVG | H | 2B | 3B | HR | RBI | SB | .257 | 43 | 8 | 0 | 3 | 2 | 1 | <div>045</div> <div>CRAIG BIGGIO</div> <div>2B</div> <div>HT: 5'11" WT: 185 BATS: RIGHT THROWS: RIGHT BORN: 12-14-1965, Smithtown, NY</div> <div>1997 HOUSTON ASTROS BATTING RECORD</div> <table><tr><td>G</td><td>AB</td><td>R</td><td>H</td><td>2B</td><td>3B</td><td>HR</td><td>RBI</td><td>SB</td><td>SLG</td><td>BB</td><td>SO</td><td>AVG</td></tr><tr><td>162</td><td>619</td><td>146</td><td>191</td><td>37</td><td>8</td><td>22</td><td>81</td><td>47</td><td>.501</td><td>84</td><td>107</td><td>.309</td></tr></table> <div>CARDBOARD BASEBALL RATINGS</div> <table><tr><td>AVG</td><td>H</td><td>2B</td><td>3B</td><td>HR</td><td>RBI</td><td>SB</td></tr><tr><td>.309</td><td>191</td><td>37</td><td>8</td><td>22</td><td>8</td><td>5</td></tr></table> <div>DEFENSE RATING</div> <div>2B: </div> | | | | | | | | | | | | | G | AB | R | H | 2B | 3B | HR | RBI | SB | SLG | BB | SO | AVG | 162 | 619 | 146 | 191 | 37 | 8 | 22 | 81 | 47 | .501 | 84 | 107 | .309 | AVG | H | 2B | 3B | HR | RBI | SB | .309 | 191 | 37 | 8 | 22 | 8 | 5 |
| G | AB | R | H | 2B | 3B | HR | RBI | SB | SLG | BB | SO | AVG | | | | | | | | | | | | | | | | | | | | | | | | | | | | | | | | | | | | | | | | | | | | | | | | | | | | | | | | | | | | | | | | | | | | | | | | | | | | | | | | | | | | | | | | | | | | | |
| 73 | 167 | 17 | 43 | 8 | 0 | 3 | 23 | 0 | .359 | 20 | 29 | .257 | | | | | | | | | | | | | | | | | | | | | | | | | | | | | | | | | | | | | | | | | | | | | | | | | | | | | | | | | | | | | | | | | | | | | | | | | | | | | | | | | | | | | | | | | | | | | |
| AVG | H | 2B | 3B | HR | RBI | SB | | | | | | | | | | | | | | | | | | | | | | | | | | | | | | | | | | | | | | | | | | | | | | | | | | | | | | | | | | | | | | | | | | | | | | | | | | | | | | | | | | | | | | | | | | | | | | | | | | | |
| .257 | 43 | 8 | 0 | 3 | 2 | 1 | | | | | | | | | | | | | | | | | | | | | | | | | | | | | | | | | | | | | | | | | | | | | | | | | | | | | | | | | | | | | | | | | | | | | | | | | | | | | | | | | | | | | | | | | | | | | | | | | | | |
| G | AB | R | H | 2B | 3B | HR | RBI | SB | SLG | BB | SO | AVG | | | | | | | | | | | | | | | | | | | | | | | | | | | | | | | | | | | | | | | | | | | | | | | | | | | | | | | | | | | | | | | | | | | | | | | | | | | | | | | | | | | | | | | | | | | | | |
| 162 | 619 | 146 | 191 | 37 | 8 | 22 | 81 | 47 | .501 | 84 | 107 | .309 | | | | | | | | | | | | | | | | | | | | | | | | | | | | | | | | | | | | | | | | | | | | | | | | | | | | | | | | | | | | | | | | | | | | | | | | | | | | | | | | | | | | | | | | | | | | | |
| AVG | H | 2B | 3B | HR | RBI | SB | | | | | | | | | | | | | | | | | | | | | | | | | | | | | | | | | | | | | | | | | | | | | | | | | | | | | | | | | | | | | | | | | | | | | | | | | | | | | | | | | | | | | | | | | | | | | | | | | | | |
| .309 | 191 | 37 | 8 | 22 | 8 | 5 | | | | | | | | | | | | | | | | | | | | | | | | | | | | | | | | | | | | | | | | | | | | | | | | | | | | | | | | | | | | | | | | | | | | | | | | | | | | | | | | | | | | | | | | | | | | | | | | | | | |
| <div>042</div> <div>SEAN BERRY</div> <div>3B</div> <div>HT: 5'11" WT: 200 BATS: RIGHT THROWS: RIGHT BORN: 3-22-1966, Santa Monica, CA</div> <div>1997 HOUSTON ASTROS BATTING RECORD</div> <table><tr><td>G</td><td>AB</td><td>R</td><td>H</td><td>2B</td><td>3B</td><td>HR</td><td>RBI</td><td>SB</td><td>SLG</td><td>BB</td><td>SO</td><td>AVG</td></tr><tr><td>96</td><td>301</td><td>37</td><td>77</td><td>24</td><td>1</td><td>8</td><td>43</td><td>1</td><td>.422</td><td>25</td><td>53</td><td>.256</td></tr></table> <div>CARDBOARD BASEBALL RATINGS</div> <table><tr><td>AVG</td><td>H</td><td>2B</td><td>3B</td><td>HR</td><td>RBI</td><td>SB</td></tr><tr><td>.256</td><td>77</td><td>24</td><td>1</td><td>8</td><td>4</td><td>1</td></tr></table> <div>DEFENSE RATING</div> <div>3B: </div> | | | | | | | | | | | | | G | AB | R | H | 2B | 3B | HR | RBI | SB | SLG | BB | SO | AVG | 96 | 301 | 37 | 77 | 24 | 1 | 8 | 43 | 1 | .422 | 25 | 53 | .256 | AVG | H | 2B | 3B | HR | RBI | SB | .256 | 77 | 24 | 1 | 8 | 4 | 1 | <div>046</div> <div>JEFF BLAUSER</div> <div>SS</div> <div>HT: 6'0" WT: 170 BATS: RIGHT THROWS: RIGHT BORN: 11-8-1965, Los Gatos, CA</div> <div>1997 ATLANTA BRAVES BATTING RECORD</div> <table><tr><td>G</td><td>AB</td><td>R</td><td>H</td><td>2B</td><td>3B</td><td>HR</td><td>RBI</td><td>SB</td><td>SLG</td><td>BB</td><td>SO</td><td>AVG</td></tr><tr><td>151</td><td>519</td><td>90</td><td>160</td><td>31</td><td>4</td><td>17</td><td>70</td><td>5</td><td>.482</td><td>70</td><td>101</td><td>.308</td></tr></table> <div>CARDBOARD BASEBALL RATINGS</div> <table><tr><td>AVG</td><td>H</td><td>2B</td><td>3B</td><td>HR</td><td>RBI</td><td>SB</td></tr><tr><td>.308</td><td>160</td><td>31</td><td>4</td><td>17</td><td>7</td><td>1</td></tr></table> <div>DEFENSE RATING</div> <div>SS: </div> | | | | | | | | | | | | | G | AB | R | H | 2B | 3B | HR | RBI | SB | SLG | BB | SO | AVG | 151 | 519 | 90 | 160 | 31 | 4 | 17 | 70 | 5 | .482 | 70 | 101 | .308 | AVG | H | 2B | 3B | HR | RBI | SB | .308 | 160 | 31 | 4 | 17 | 7 | 1 |
| G | AB | R | H | 2B | 3B | HR | RBI | SB | SLG | BB | SO | AVG | | | | | | | | | | | | | | | | | | | | | | | | | | | | | | | | | | | | | | | | | | | | | | | | | | | | | | | | | | | | | | | | | | | | | | | | | | | | | | | | | | | | | | | | | | | | | |
| 96 | 301 | 37 | 77 | 24 | 1 | 8 | 43 | 1 | .422 | 25 | 53 | .256 | | | | | | | | | | | | | | | | | | | | | | | | | | | | | | | | | | | | | | | | | | | | | | | | | | | | | | | | | | | | | | | | | | | | | | | | | | | | | | | | | | | | | | | | | | | | | |
| AVG | H | 2B | 3B | HR | RBI | SB | | | | | | | | | | | | | | | | | | | | | | | | | | | | | | | | | | | | | | | | | | | | | | | | | | | | | | | | | | | | | | | | | | | | | | | | | | | | | | | | | | | | | | | | | | | | | | | | | | | |
| .256 | 77 | 24 | 1 | 8 | 4 | 1 | | | | | | | | | | | | | | | | | | | | | | | | | | | | | | | | | | | | | | | | | | | | | | | | | | | | | | | | | | | | | | | | | | | | | | | | | | | | | | | | | | | | | | | | | | | | | | | | | | | |
| G | AB | R | H | 2B | 3B | HR | RBI | SB | SLG | BB | SO | AVG | | | | | | | | | | | | | | | | | | | | | | | | | | | | | | | | | | | | | | | | | | | | | | | | | | | | | | | | | | | | | | | | | | | | | | | | | | | | | | | | | | | | | | | | | | | | | |
| 151 | 519 | 90 | 160 | 31 | 4 | 17 | 70 | 5 | .482 | 70 | 101 | .308 | | | | | | | | | | | | | | | | | | | | | | | | | | | | | | | | | | | | | | | | | | | | | | | | | | | | | | | | | | | | | | | | | | | | | | | | | | | | | | | | | | | | | | | | | | | | | |
| AVG | H | 2B | 3B | HR | RBI | SB | | | | | | | | | | | | | | | | | | | | | | | | | | | | | | | | | | | | | | | | | | | | | | | | | | | | | | | | | | | | | | | | | | | | | | | | | | | | | | | | | | | | | | | | | | | | | | | | | | | |
| .308 | 160 | 31 | 4 | 17 | 7 | 1 | | | | | | | | | | | | | | | | | | | | | | | | | | | | | | | | | | | | | | | | | | | | | | | | | | | | | | | | | | | | | | | | | | | | | | | | | | | | | | | | | | | | | | | | | | | | | | | | | | | |
| <div>043</div> <div>DANTE BICHETTE</div> <div>OF</div> <div>HT: 6'3" WT: 215 BATS: RIGHT THROWS: RIGHT BORN: 11-18-1963, West Palm Beach, FL</div> <div>1997 COLORADO ROCKIES BATTING RECORD</div> <table><tr><td>G</td><td>AB</td><td>R</td><td>H</td><td>2B</td><td>3B</td><td>HR</td><td>RBI</td><td>SB</td><td>SLG</td><td>BB</td><td>SO</td><td>AVG</td></tr><tr><td>151</td><td>561</td><td>81</td><td>173</td><td>31</td><td>2</td><td>26</td><td>118</td><td>6</td><td>.510</td><td>30</td><td>90</td><td>.308</td></tr></table> <div>CARDBOARD BASEBALL RATINGS</div> <table><tr><td>AVG</td><td>H</td><td>2B</td><td>3B</td><td>HR</td><td>RBI</td><td>SB</td></tr><tr><td>.308</td><td>173</td><td>31</td><td>2</td><td>26</td><td>11</td><td>1</td></tr></table> <div>DEFENSE RATING</div> <div>OF: </div> | | | | | | | | | | | | | G | AB | R | H | 2B | 3B | HR | RBI | SB | SLG | BB | SO | AVG | 151 | 561 | 81 | 173 | 31 | 2 | 26 | 118 | 6 | .510 | 30 | 90 | .308 | AVG | H | 2B | 3B | HR | RBI | SB | .308 | 173 | 31 | 2 | 26 | 11 | 1 | <div>047</div> <div>MIKE BLOWERS</div> <div>1B-3B-OF</div> <div>HT: 6'2" WT: 190 BATS: RIGHT THROWS: RIGHT BORN: 4-24-1965, Wurzberg, W.Germany</div> <div>1997 SEATTLE MARINERS BATTING RECORD</div> <table><tr><td>G</td><td>AB</td><td>R</td><td>H</td><td>2B</td><td>3B</td><td>HR</td><td>RBI</td><td>SB</td><td>SLG</td><td>BB</td><td>SO</td><td>AVG</td></tr><tr><td>68</td><td>150</td><td>22</td><td>44</td><td>5</td><td>0</td><td>5</td><td>20</td><td>0</td><td>.427</td><td>21</td><td>33</td><td>.293</td></tr></table> <div>CARDBOARD BASEBALL RATINGS</div> <table><tr><td>AVG</td><td>H</td><td>2B</td><td>3B</td><td>HR</td><td>RBI</td><td>SB</td></tr><tr><td>.293</td><td>44</td><td>5</td><td>0</td><td>5</td><td>2</td><td>1</td></tr></table> <div>DEFENSE RATING</div> <div>1B:  3B:  OF: </div> | | | | | | | | | | | | | G | AB | R | H | 2B | 3B | HR | RBI | SB | SLG | BB | SO | AVG | 68 | 150 | 22 | 44 | 5 | 0 | 5 | 20 | 0 | .427 | 21 | 33 | .293 | AVG | H | 2B | 3B | HR | RBI | SB | .293 | 44 | 5 | 0 | 5 | 2 | 1 |
| G | AB | R | H | 2B | 3B | HR | RBI | SB | SLG | BB | SO | AVG | | | | | | | | | | | | | | | | | | | | | | | | | | | | | | | | | | | | | | | | | | | | | | | | | | | | | | | | | | | | | | | | | | | | | | | | | | | | | | | | | | | | | | | | | | | | | |
| 151 | 561 | 81 | 173 | 31 | 2 | 26 | 118 | 6 | .510 | 30 | 90 | .308 | | | | | | | | | | | | | | | | | | | | | | | | | | | | | | | | | | | | | | | | | | | | | | | | | | | | | | | | | | | | | | | | | | | | | | | | | | | | | | | | | | | | | | | | | | | | | |
| AVG | H | 2B | 3B | HR | RBI | SB | | | | | | | | | | | | | | | | | | | | | | | | | | | | | | | | | | | | | | | | | | | | | | | | | | | | | | | | | | | | | | | | | | | | | | | | | | | | | | | | | | | | | | | | | | | | | | | | | | | |
| .308 | 173 | 31 | 2 | 26 | 11 | 1 | | | | | | | | | | | | | | | | | | | | | | | | | | | | | | | | | | | | | | | | | | | | | | | | | | | | | | | | | | | | | | | | | | | | | | | | | | | | | | | | | | | | | | | | | | | | | | | | | | | |
| G | AB | R | H | 2B | 3B | HR | RBI | SB | SLG | BB | SO | AVG | | | | | | | | | | | | | | | | | | | | | | | | | | | | | | | | | | | | | | | | | | | | | | | | | | | | | | | | | | | | | | | | | | | | | | | | | | | | | | | | | | | | | | | | | | | | | |
| 68 | 150 | 22 | 44 | 5 | 0 | 5 | 20 | 0 | .427 | 21 | 33 | .293 | | | | | | | | | | | | | | | | | | | | | | | | | | | | | | | | | | | | | | | | | | | | | | | | | | | | | | | | | | | | | | | | | | | | | | | | | | | | | | | | | | | | | | | | | | | | | |
| AVG | H | 2B | 3B | HR | RBI | SB | | | | | | | | | | | | | | | | | | | | | | | | | | | | | | | | | | | | | | | | | | | | | | | | | | | | | | | | | | | | | | | | | | | | | | | | | | | | | | | | | | | | | | | | | | | | | | | | | | | |
| .293 | 44 | 5 | 0 | 5 | 2 | 1 | | | | | | | | | | | | | | | | | | | | | | | | | | | | | | | | | | | | | | | | | | | | | | | | | | | | | | | | | | | | | | | | | | | | | | | | | | | | | | | | | | | | | | | | | | | | | | | | | | | |
| <div>044</div> <div>STEVE BIESER</div> <div>OF</div> <div>HT: 5'10" WT: 170 BATS: LEFT THROWS: RIGHT BORN: 8-4-1967, Perryville, MO</div> <div>1997 NEW YORK METS BATTING RECORD</div> <table><tr><td>G</td><td>AB</td><td>R</td><td>H</td><td>2B</td><td>3B</td><td>HR</td><td>RBI</td><td>SB</td><td>SLG</td><td>BB</td><td>SO</td><td>AVG</td></tr><tr><td>47</td><td>69</td><td>16</td><td>17</td><td>3</td><td>0</td><td>0</td><td>4</td><td>2</td><td>.290</td><td>7</td><td>20</td><td>.246</td></tr></table> <div>CARDBOARD BASEBALL RATINGS</div> <table><tr><td>AVG</td><td>H</td><td>2B</td><td>3B</td><td>HR</td><td>RBI</td><td>SB</td></tr><tr><td>.246</td><td>17</td><td>3</td><td>0</td><td>0</td><td>0</td><td>1</td></tr></table> <div>DEFENSE RATING</div> <div>OF: </div> | | | | | | | | | | | | | G | AB | R | H | 2B | 3B | HR | RBI | SB | SLG | BB | SO | AVG | 47 | 69 | 16 | 17 | 3 | 0 | 0 | 4 | 2 | .290 | 7 | 20 | .246 | AVG | H | 2B | 3B | HR | RBI | SB | .246 | 17 | 3 | 0 | 0 | 0 | 1 | <div>048</div> <div>TIM BOGAR</div> <div>SS-3B</div> <div>HT: 6'2" WT: 198 BATS: RIGHT THROWS: RIGHT BORN: 10-28-1966, Indianapolis, IN</div> <div>1997 HOUSTON ASTROS BATTING RECORD</div> <table><tr><td>G</td><td>AB</td><td>R</td><td>H</td><td>2B</td><td>3B</td><td>HR</td><td>RBI</td><td>SB</td><td>SLG</td><td>BB</td><td>SO</td><td>AVG</td></tr><tr><td>97</td><td>241</td><td>30</td><td>60</td><td>14</td><td>4</td><td>4</td><td>30</td><td>4</td><td>.390</td><td>24</td><td>42</td><td>.249</td></tr></table> <div>CARDBOARD BASEBALL RATINGS</div> <table><tr><td>AVG</td><td>H</td><td>2B</td><td>3B</td><td>HR</td><td>RBI</td><td>SB</td></tr><tr><td>.249</td><td>60</td><td>14</td><td>4</td><td>4</td><td>3</td><td>1</td></tr></table> <div>DEFENSE RATING</div> <div>SS:  3B: </div> | | | | | | | | | | | | | G | AB | R | H | 2B | 3B | HR | RBI | SB | SLG | BB | SO | AVG | 97 | 241 | 30 | 60 | 14 | 4 | 4 | 30 | 4 | .390 | 24 | 42 | .249 | AVG | H | 2B | 3B | HR | RBI | SB | .249 | 60 | 14 | 4 | 4 | 3 | 1 |
| G | AB | R | H | 2B | 3B | HR | RBI | SB | SLG | BB | SO | AVG | | | | | | | | | | | | | | | | | | | | | | | | | | | | | | | | | | | | | | | | | | | | | | | | | | | | | | | | | | | | | | | | | | | | | | | | | | | | | | | | | | | | | | | | | | | | | |
| 47 | 69 | 16 | 17 | 3 | 0 | 0 | 4 | 2 | .290 | 7 | 20 | .246 | | | | | | | | | | | | | | | | | | | | | | | | | | | | | | | | | | | | | | | | | | | | | | | | | | | | | | | | | | | | | | | | | | | | | | | | | | | | | | | | | | | | | | | | | | | | | |
| AVG | H | 2B | 3B | HR | RBI | SB | | | | | | | | | | | | | | | | | | | | | | | | | | | | | | | | | | | | | | | | | | | | | | | | | | | | | | | | | | | | | | | | | | | | | | | | | | | | | | | | | | | | | | | | | | | | | | | | | | | |
| .246 | 17 | 3 | 0 | 0 | 0 | 1 | | | | | | | | | | | | | | | | | | | | | | | | | | | | | | | | | | | | | | | | | | | | | | | | | | | | | | | | | | | | | | | | | | | | | | | | | | | | | | | | | | | | | | | | | | | | | | | | | | | |
| G | AB | R | H | 2B | 3B | HR | RBI | SB | SLG | BB | SO | AVG | | | | | | | | | | | | | | | | | | | | | | | | | | | | | | | | | | | | | | | | | | | | | | | | | | | | | | | | | | | | | | | | | | | | | | | | | | | | | | | | | | | | | | | | | | | | | |
| 97 | 241 | 30 | 60 | 14 | 4 | 4 | 30 | 4 | .390 | 24 | 42 | .249 | | | | | | | | | | | | | | | | | | | | | | | | | | | | | | | | | | | | | | | | | | | | | | | | | | | | | | | | | | | | | | | | | | | | | | | | | | | | | | | | | | | | | | | | | | | | | |
| AVG | H | 2B | 3B | HR | RBI | SB | | | | | | | | | | | | | | | | | | | | | | | | | | | | | | | | | | | | | | | | | | | | | | | | | | | | | | | | | | | | | | | | | | | | | | | | | | | | | | | | | | | | | | | | | | | | | | | | | | | |
| .249 | 60 | 14 | 4 | 4 | 3 | 1 | | | | | | | | | | | | | | | | | | | | | | | | | | | | | | | | | | | | | | | | | | | | | | | | | | | | | | | | | | | | | | | | | | | | | | | | | | | | | | | | | | | | | | | | | | | | | | | | | | | |





| | | | | | | | | | | | | | | | | | | | | | | | | | | | | | | | | | | | | | | | | | | | | | | | | | | | | | | | | | | | | | | | | | | | | | | | | | | | | | | | | | | | | | | | | | | | | | | | | | | | | | | | | | |
|--|-----|-----|-----|----|-----|----|-----|----|------|-----|-----|------|---|----|---|---|----|----|----|-----|----|-----|----|----|-----|-----|-----|-----|-----|----|---|----|-----|----|------|-----|----|------|-----|---|----|----|----|-----|----|------|-----|----|---|----|----|---|--|--|--|--|--|--|--|--|--|--|--|--|--|---|----|---|---|----|----|----|-----|----|-----|----|----|-----|-----|-----|----|-----|----|---|---|----|---|------|----|-----|------|-----|---|----|----|----|-----|----|------|-----|----|---|---|---|---|
| <div>049</div> <div>WADE BOGGS</div> <div>3B</div> <div>HT: 6'2" WT: 190 BATS: LEFT THROWS: RIGHT</div> <div>BORN: 6-15-1958, Omaha, NE</div> <div>1997 NEW YORK YANKEES BATTING RECORD</div> <table><tr><td>G</td><td>AB</td><td>R</td><td>H</td><td>2B</td><td>3B</td><td>HR</td><td>RBI</td><td>SB</td><td>SLG</td><td>BB</td><td>SO</td><td>AVG</td></tr><tr><td>104</td><td>353</td><td>55</td><td>103</td><td>23</td><td>1</td><td>4</td><td>28</td><td>0</td><td>.397</td><td>48</td><td>38</td><td>.292</td></tr></table> <div>CARDBOARD BASEBALL RATINGS</div> <table><tr><td>AVG</td><td>H</td><td>2B</td><td>3B</td><td>HR</td><td>RBI</td><td>SB</td></tr><tr><td>.292</td><td>103</td><td>23</td><td>1</td><td>4</td><td>2</td><td>1</td></tr></table> <div>DEFENSE RATING</div> <div>3B: </div> | | | | | | | | | | | | | G | AB | R | H | 2B | 3B | HR | RBI | SB | SLG | BB | SO | AVG | 104 | 353 | 55 | 103 | 23 | 1 | 4 | 28 | 0 | .397 | 48 | 38 | .292 | AVG | H | 2B | 3B | HR | RBI | SB | .292 | 103 | 23 | 1 | 4 | 2 | 1 | <div>053</div> <div>BRET BOONE</div> <div>2B</div> <div>HT: 5'10" WT: 180 BATS: RIGHT THROWS: RIGHT</div> <div>BORN: 4-6-1969, EICajon, CA</div> <div>1997 CINCINNATI REDS BATTING RECORD</div> <table><tr><td>G</td><td>AB</td><td>R</td><td>H</td><td>2B</td><td>3B</td><td>HR</td><td>RBI</td><td>SB</td><td>SLG</td><td>BB</td><td>SO</td><td>AVG</td></tr><tr><td>139</td><td>443</td><td>40</td><td>99</td><td>25</td><td>1</td><td>7</td><td>46</td><td>5</td><td>.332</td><td>45</td><td>101</td><td>.223</td></tr></table> <div>CARDBOARD BASEBALL RATINGS</div> <table><tr><td>AVG</td><td>H</td><td>2B</td><td>3B</td><td>HR</td><td>RBI</td><td>SB</td></tr><tr><td>.223</td><td>99</td><td>25</td><td>1</td><td>7</td><td>4</td><td>1</td></tr></table> <div>DEFENSE RATING</div> <div>2B: </div> | | | | | | | | | | | | | G | AB | R | H | 2B | 3B | HR | RBI | SB | SLG | BB | SO | AVG | 139 | 443 | 40 | 99 | 25 | 1 | 7 | 46 | 5 | .332 | 45 | 101 | .223 | AVG | H | 2B | 3B | HR | RBI | SB | .223 | 99 | 25 | 1 | 7 | 4 | 1 |
| G | AB | R | H | 2B | 3B | HR | RBI | SB | SLG | BB | SO | AVG | | | | | | | | | | | | | | | | | | | | | | | | | | | | | | | | | | | | | | | | | | | | | | | | | | | | | | | | | | | | | | | | | | | | | | | | | | | | | | | | | | | | | | | | | | | | | |
| 104 | 353 | 55 | 103 | 23 | 1 | 4 | 28 | 0 | .397 | 48 | 38 | .292 | | | | | | | | | | | | | | | | | | | | | | | | | | | | | | | | | | | | | | | | | | | | | | | | | | | | | | | | | | | | | | | | | | | | | | | | | | | | | | | | | | | | | | | | | | | | | |
| AVG | H | 2B | 3B | HR | RBI | SB | | | | | | | | | | | | | | | | | | | | | | | | | | | | | | | | | | | | | | | | | | | | | | | | | | | | | | | | | | | | | | | | | | | | | | | | | | | | | | | | | | | | | | | | | | | | | | | | | | | |
| .292 | 103 | 23 | 1 | 4 | 2 | 1 | | | | | | | | | | | | | | | | | | | | | | | | | | | | | | | | | | | | | | | | | | | | | | | | | | | | | | | | | | | | | | | | | | | | | | | | | | | | | | | | | | | | | | | | | | | | | | | | | | | |
| G | AB | R | H | 2B | 3B | HR | RBI | SB | SLG | BB | SO | AVG | | | | | | | | | | | | | | | | | | | | | | | | | | | | | | | | | | | | | | | | | | | | | | | | | | | | | | | | | | | | | | | | | | | | | | | | | | | | | | | | | | | | | | | | | | | | | |
| 139 | 443 | 40 | 99 | 25 | 1 | 7 | 46 | 5 | .332 | 45 | 101 | .223 | | | | | | | | | | | | | | | | | | | | | | | | | | | | | | | | | | | | | | | | | | | | | | | | | | | | | | | | | | | | | | | | | | | | | | | | | | | | | | | | | | | | | | | | | | | | | |
| AVG | H | 2B | 3B | HR | RBI | SB | | | | | | | | | | | | | | | | | | | | | | | | | | | | | | | | | | | | | | | | | | | | | | | | | | | | | | | | | | | | | | | | | | | | | | | | | | | | | | | | | | | | | | | | | | | | | | | | | | | |
| .223 | 99 | 25 | 1 | 7 | 4 | 1 | | | | | | | | | | | | | | | | | | | | | | | | | | | | | | | | | | | | | | | | | | | | | | | | | | | | | | | | | | | | | | | | | | | | | | | | | | | | | | | | | | | | | | | | | | | | | | | | | | | |
| <div>050</div> <div>BARRY BONDS</div> <div>OF</div> <div>HT: 6'1" WT: 185 BATS: LEFT THROWS: LEFT</div> <div>BORN: 7-24-1964, Riverside, CA</div> <div>1997 SAN FRANCISCO GIANTS BATTING RECORD</div> <table><tr><td>G</td><td>AB</td><td>R</td><td>H</td><td>2B</td><td>3B</td><td>HR</td><td>RBI</td><td>SB</td><td>SLG</td><td>BB</td><td>SO</td><td>AVG</td></tr><tr><td>159</td><td>532</td><td>123</td><td>155</td><td>26</td><td>5</td><td>40</td><td>101</td><td>37</td><td>.585</td><td>145</td><td>87</td><td>.291</td></tr></table> <div>CARDBOARD BASEBALL RATINGS</div> <table><tr><td>AVG</td><td>H</td><td>2B</td><td>3B</td><td>HR</td><td>RBI</td><td>SB</td></tr><tr><td>.291</td><td>155</td><td>26</td><td>5</td><td>40</td><td>10</td><td>4</td></tr></table> <div>DEFENSE RATING</div> <div>OF: </div> | | | | | | | | | | | | | G | AB | R | H | 2B | 3B | HR | RBI | SB | SLG | BB | SO | AVG | 159 | 532 | 123 | 155 | 26 | 5 | 40 | 101 | 37 | .585 | 145 | 87 | .291 | AVG | H | 2B | 3B | HR | RBI | SB | .291 | 155 | 26 | 5 | 40 | 10 | 4 | <div>054</div> <div>PAT BORDERS</div> <div>C</div> <div>HT: 6'2" WT: 190 BATS: RIGHT THROWS: RIGHT</div> <div>BORN: 5-14-1963, Columbus, OH</div> <div>1997 CLEVELAND INDIANS BATTING RECORD</div> <table><tr><td>G</td><td>AB</td><td>R</td><td>H</td><td>2B</td><td>3B</td><td>HR</td><td>RBI</td><td>SB</td><td>SLG</td><td>BB</td><td>SO</td><td>AVG</td></tr><tr><td>55</td><td>159</td><td>17</td><td>47</td><td>7</td><td>1</td><td>4</td><td>15</td><td>0</td><td>.428</td><td>9</td><td>27</td><td>.296</td></tr></table> <div>CARDBOARD BASEBALL RATINGS</div> <table><tr><td>AVG</td><td>H</td><td>2B</td><td>3B</td><td>HR</td><td>RBI</td><td>SB</td></tr><tr><td>.296</td><td>47</td><td>7</td><td>1</td><td>4</td><td>1</td><td>1</td></tr></table> <div>DEFENSE RATING</div> | | | | | | | | | | | | | G | AB | R | H | 2B | 3B | HR | RBI | SB | SLG | BB | SO | AVG | 55 | 159 | 17 | 47 | 7 | 1 | 4 | 15 | 0 | .428 | 9 | 27 | .296 | AVG | H | 2B | 3B | HR | RBI | SB | .296 | 47 | 7 | 1 | 4 | 1 | 1 |
| G | AB | R | H | 2B | 3B | HR | RBI | SB | SLG | BB | SO | AVG | | | | | | | | | | | | | | | | | | | | | | | | | | | | | | | | | | | | | | | | | | | | | | | | | | | | | | | | | | | | | | | | | | | | | | | | | | | | | | | | | | | | | | | | | | | | | |
| 159 | 532 | 123 | 155 | 26 | 5 | 40 | 101 | 37 | .585 | 145 | 87 | .291 | | | | | | | | | | | | | | | | | | | | | | | | | | | | | | | | | | | | | | | | | | | | | | | | | | | | | | | | | | | | | | | | | | | | | | | | | | | | | | | | | | | | | | | | | | | | | |
| AVG | H | 2B | 3B | HR | RBI | SB | | | | | | | | | | | | | | | | | | | | | | | | | | | | | | | | | | | | | | | | | | | | | | | | | | | | | | | | | | | | | | | | | | | | | | | | | | | | | | | | | | | | | | | | | | | | | | | | | | | |
| .291 | 155 | 26 | 5 | 40 | 10 | 4 | | | | | | | | | | | | | | | | | | | | | | | | | | | | | | | | | | | | | | | | | | | | | | | | | | | | | | | | | | | | | | | | | | | | | | | | | | | | | | | | | | | | | | | | | | | | | | | | | | | |
| G | AB | R | H | 2B | 3B | HR | RBI | SB | SLG | BB | SO | AVG | | | | | | | | | | | | | | | | | | | | | | | | | | | | | | | | | | | | | | | | | | | | | | | | | | | | | | | | | | | | | | | | | | | | | | | | | | | | | | | | | | | | | | | | | | | | | |
| 55 | 159 | 17 | 47 | 7 | 1 | 4 | 15 | 0 | .428 | 9 | 27 | .296 | | | | | | | | | | | | | | | | | | | | | | | | | | | | | | | | | | | | | | | | | | | | | | | | | | | | | | | | | | | | | | | | | | | | | | | | | | | | | | | | | | | | | | | | | | | | | |
| AVG | H | 2B | 3B | HR | RBI | SB | | | | | | | | | | | | | | | | | | | | | | | | | | | | | | | | | | | | | | | | | | | | | | | | | | | | | | | | | | | | | | | | | | | | | | | | | | | | | | | | | | | | | | | | | | | | | | | | | | | |
| .296 | 47 | 7 | 1 | 4 | 1 | 1 | | | | | | | | | | | | | | | | | | | | | | | | | | | | | | | | | | | | | | | | | | | | | | | | | | | | | | | | | | | | | | | | | | | | | | | | | | | | | | | | | | | | | | | | | | | | | | | | | | | |
| <div>051</div> <div>BOBBY BONILLA</div> <div>3B</div> <div>HT: 6'3" WT: 210 BATS: BOTH THROWS: RIGHT</div> <div>BORN: 2-23-1963, Bronx, NY</div> <div>1997 FLORIDA MARLINS BATTING RECORD</div> <table><tr><td>G</td><td>AB</td><td>R</td><td>H</td><td>2B</td><td>3B</td><td>HR</td><td>RBI</td><td>SB</td><td>SLG</td><td>BB</td><td>SO</td><td>AVG</td></tr><tr><td>153</td><td>562</td><td>77</td><td>167</td><td>39</td><td>3</td><td>17</td><td>96</td><td>6</td><td>.468</td><td>73</td><td>94</td><td>.297</td></tr></table> <div>CARDBOARD BASEBALL RATINGS</div> <table><tr><td>AVG</td><td>H</td><td>2B</td><td>3B</td><td>HR</td><td>RBI</td><td>SB</td></tr><tr><td>.297</td><td>167</td><td>39</td><td>3</td><td>17</td><td>9</td><td>1</td></tr></table> <div>DEFENSE RATING</div> <div>3B: </div> | | | | | | | | | | | | | G | AB | R | H | 2B | 3B | HR | RBI | SB | SLG | BB | SO | AVG | 153 | 562 | 77 | 167 | 39 | 3 | 17 | 96 | 6 | .468 | 73 | 94 | .297 | AVG | H | 2B | 3B | HR | RBI | SB | .297 | 167 | 39 | 3 | 17 | 9 | 1 | <div>055</div> <div>MIKE BORDICK</div> <div>SS</div> <div>HT: 5'11" WT: 170 BATS: RIGHT THROWS: RIGHT</div> <div>BORN: 7-21-1965, Marquette, MI</div> <div>1997 BALTIMORE ORIOLES BATTING RECORD</div> <table><tr><td>G</td><td>AB</td><td>R</td><td>H</td><td>2B</td><td>3B</td><td>HR</td><td>RBI</td><td>SB</td><td>SLG</td><td>BB</td><td>SO</td><td>AVG</td></tr><tr><td>153</td><td>509</td><td>55</td><td>120</td><td>19</td><td>1</td><td>7</td><td>46</td><td>0</td><td>.318</td><td>33</td><td>66</td><td>.236</td></tr></table> <div>CARDBOARD BASEBALL RATINGS</div> <table><tr><td>AVG</td><td>H</td><td>2B</td><td>3B</td><td>HR</td><td>RBI</td><td>SB</td></tr><tr><td>.236</td><td>120</td><td>19</td><td>1</td><td>7</td><td>4</td><td>1</td></tr></table> <div>DEFENSE RATING</div> <div>SS: </div> | | | | | | | | | | | | | G | AB | R | H | 2B | 3B | HR | RBI | SB | SLG | BB | SO | AVG | 153 | 509 | 55 | 120 | 19 | 1 | 7 | 46 | 0 | .318 | 33 | 66 | .236 | AVG | H | 2B | 3B | HR | RBI | SB | .236 | 120 | 19 | 1 | 7 | 4 | 1 |
| G | AB | R | H | 2B | 3B | HR | RBI | SB | SLG | BB | SO | AVG | | | | | | | | | | | | | | | | | | | | | | | | | | | | | | | | | | | | | | | | | | | | | | | | | | | | | | | | | | | | | | | | | | | | | | | | | | | | | | | | | | | | | | | | | | | | | |
| 153 | 562 | 77 | 167 | 39 | 3 | 17 | 96 | 6 | .468 | 73 | 94 | .297 | | | | | | | | | | | | | | | | | | | | | | | | | | | | | | | | | | | | | | | | | | | | | | | | | | | | | | | | | | | | | | | | | | | | | | | | | | | | | | | | | | | | | | | | | | | | | |
| AVG | H | 2B | 3B | HR | RBI | SB | | | | | | | | | | | | | | | | | | | | | | | | | | | | | | | | | | | | | | | | | | | | | | | | | | | | | | | | | | | | | | | | | | | | | | | | | | | | | | | | | | | | | | | | | | | | | | | | | | | |
| .297 | 167 | 39 | 3 | 17 | 9 | 1 | | | | | | | | | | | | | | | | | | | | | | | | | | | | | | | | | | | | | | | | | | | | | | | | | | | | | | | | | | | | | | | | | | | | | | | | | | | | | | | | | | | | | | | | | | | | | | | | | | | |
| G | AB | R | H | 2B | 3B | HR | RBI | SB | SLG | BB | SO | AVG | | | | | | | | | | | | | | | | | | | | | | | | | | | | | | | | | | | | | | | | | | | | | | | | | | | | | | | | | | | | | | | | | | | | | | | | | | | | | | | | | | | | | | | | | | | | | |
| 153 | 509 | 55 | 120 | 19 | 1 | 7 | 46 | 0 | .318 | 33 | 66 | .236 | | | | | | | | | | | | | | | | | | | | | | | | | | | | | | | | | | | | | | | | | | | | | | | | | | | | | | | | | | | | | | | | | | | | | | | | | | | | | | | | | | | | | | | | | | | | | |
| AVG | H | 2B | 3B | HR | RBI | SB | | | | | | | | | | | | | | | | | | | | | | | | | | | | | | | | | | | | | | | | | | | | | | | | | | | | | | | | | | | | | | | | | | | | | | | | | | | | | | | | | | | | | | | | | | | | | | | | | | | |
| .236 | 120 | 19 | 1 | 7 | 4 | 1 | | | | | | | | | | | | | | | | | | | | | | | | | | | | | | | | | | | | | | | | | | | | | | | | | | | | | | | | | | | | | | | | | | | | | | | | | | | | | | | | | | | | | | | | | | | | | | | | | | | |
| <div>052</div> <div>AARON BOONE</div> <div>3B</div> <div>HT: 6'2" WT: 190 BATS: RIGHT THROWS: RIGHT</div> <div>BORN: 3-9-1973, LaMesa, CA</div> <div>1997 CINCINNATI REDS BATTING RECORD</div> <table><tr><td>G</td><td>AB</td><td>R</td><td>H</td><td>2B</td><td>3B</td><td>HR</td><td>RBI</td><td>SB</td><td>SLG</td><td>BB</td><td>SO</td><td>AVG</td></tr><tr><td>16</td><td>49</td><td>5</td><td>12</td><td>1</td><td>0</td><td>0</td><td>5</td><td>1</td><td>.265</td><td>2</td><td>5</td><td>.245</td></tr></table> <div>CARDBOARD BASEBALL RATINGS</div> <table><tr><td>AVG</td><td>H</td><td>2B</td><td>3B</td><td>HR</td><td>RBI</td><td>SB</td></tr><tr><td>.245</td><td>12</td><td>1</td><td>0</td><td>0</td><td>0</td><td>1</td></tr></table> <div>DEFENSE RATING</div> <div>3B: </div> | | | | | | | | | | | | | G | AB | R | H | 2B | 3B | HR | RBI | SB | SLG | BB | SO | AVG | 16 | 49 | 5 | 12 | 1 | 0 | 0 | 5 | 1 | .265 | 2 | 5 | .245 | AVG | H | 2B | 3B | HR | RBI | SB | .245 | 12 | 1 | 0 | 0 | 0 | 1 | <div>056</div> <div>RAFAEL BOURNIGAL</div> <div>SS-2B</div> <div>HT: 5'11" WT: 160 BATS: RIGHT THROWS: RIGHT</div> <div>BORN: 5-12-1966, Azua, D.R.</div> <div>1997 OAKLAND ATHLETICS BATTING RECORD</div> <table><tr><td>G</td><td>AB</td><td>R</td><td>H</td><td>2B</td><td>3B</td><td>HR</td><td>RBI</td><td>SB</td><td>SLG</td><td>BB</td><td>SO</td><td>AVG</td></tr><tr><td>79</td><td>222</td><td>29</td><td>62</td><td>9</td><td>0</td><td>1</td><td>20</td><td>2</td><td>.333</td><td>16</td><td>19</td><td>.279</td></tr></table> <div>CARDBOARD BASEBALL RATINGS</div> <table><tr><td>AVG</td><td>H</td><td>2B</td><td>3B</td><td>HR</td><td>RBI</td><td>SB</td></tr><tr><td>.279</td><td>62</td><td>9</td><td>0</td><td>1</td><td>2</td><td>1</td></tr></table> <div>DEFENSE RATING</div> <div>SS: 2B: </div> | | | | | | | | | | | | | G | AB | R | H | 2B | 3B | HR | RBI | SB | SLG | BB | SO | AVG | 79 | 222 | 29 | 62 | 9 | 0 | 1 | 20 | 2 | .333 | 16 | 19 | .279 | AVG | H | 2B | 3B | HR | RBI | SB | .279 | 62 | 9 | 0 | 1 | 2 | 1 |
| G | AB | R | H | 2B | 3B | HR | RBI | SB | SLG | BB | SO | AVG | | | | | | | | | | | | | | | | | | | | | | | | | | | | | | | | | | | | | | | | | | | | | | | | | | | | | | | | | | | | | | | | | | | | | | | | | | | | | | | | | | | | | | | | | | | | | |
| 16 | 49 | 5 | 12 | 1 | 0 | 0 | 5 | 1 | .265 | 2 | 5 | .245 | | | | | | | | | | | | | | | | | | | | | | | | | | | | | | | | | | | | | | | | | | | | | | | | | | | | | | | | | | | | | | | | | | | | | | | | | | | | | | | | | | | | | | | | | | | | | |
| AVG | H | 2B | 3B | HR | RBI | SB | | | | | | | | | | | | | | | | | | | | | | | | | | | | | | | | | | | | | | | | | | | | | | | | | | | | | | | | | | | | | | | | | | | | | | | | | | | | | | | | | | | | | | | | | | | | | | | | | | | |
| .245 | 12 | 1 | 0 | 0 | 0 | 1 | | | | | | | | | | | | | | | | | | | | | | | | | | | | | | | | | | | | | | | | | | | | | | | | | | | | | | | | | | | | | | | | | | | | | | | | | | | | | | | | | | | | | | | | | | | | | | | | | | | |
| G | AB | R | H | 2B | 3B | HR | RBI | SB | SLG | BB | SO | AVG | | | | | | | | | | | | | | | | | | | | | | | | | | | | | | | | | | | | | | | | | | | | | | | | | | | | | | | | | | | | | | | | | | | | | | | | | | | | | | | | | | | | | | | | | | | | | |
| 79 | 222 | 29 | 62 | 9 | 0 | 1 | 20 | 2 | .333 | 16 | 19 | .279 | | | | | | | | | | | | | | | | | | | | | | | | | | | | | | | | | | | | | | | | | | | | | | | | | | | | | | | | | | | | | | | | | | | | | | | | | | | | | | | | | | | | | | | | | | | | | |
| AVG | H | 2B | 3B | HR | RBI | SB | | | | | | | | | | | | | | | | | | | | | | | | | | | | | | | | | | | | | | | | | | | | | | | | | | | | | | | | | | | | | | | | | | | | | | | | | | | | | | | | | | | | | | | | | | | | | | | | | | | |
| .279 | 62 | 9 | 0 | 1 | 2 | 1 | | | | | | | | | | | | | | | | | | | | | | | | | | | | | | | | | | | | | | | | | | | | | | | | | | | | | | | | | | | | | | | | | | | | | | | | | | | | | | | | | | | | | | | | | | | | | | | | | | | |



| | | | | | | | | | | | | | |
|---|--------------|----|-----|----|----|----|-----|----|------|-----|-----|------|----|
| 057 | DARREN BRAGG | | | | | | | | | | | | OF |
| HT: 5'9" WT: 180 BATS: LEFT THROWS: RIGHT BORN: 9-7-1969, Waterbury, CT | | | | | | | | | | | | | |
| 1997 BOSTON RED SOX BATTING RECORD | | | | | | | | | | | | | |
| G | AB | R | H | 2B | 3B | HR | RBI | SB | SLG | BB | SO | AVG | |
| 153 | 513 | 65 | 132 | 35 | 2 | 9 | 57 | 10 | .386 | 61 | 102 | .257 | |
| CARDBOARD BASEBALL RATINGS | | | | | | | | | | | | | |
| AVG | H | | | 2B | | 3B | | HR | | RBI | | SB | |
| .257 | 132 | | | 35 | | 2 | | 9 | | 5 | | 1 | |
| DEFENSE RATING | | | | | | | | | | | | | |
| OF:    | | | | | | | | | | | | | |







| | | | | | | | | | | | | | |
|---|-------------|----|-----|----|----|----|-----|----|------|-----|-----|------|----|
| 061 | RICO BROGNA | | | | | | | | | | | | 1B |
| HT: 6'2" WT: 190 BATS: LEFT THROWS: LEFT BORN: 4-18-1970, Turners Falls, MA | | | | | | | | | | | | | |
| 1997 PHILADELPHIA PHILLIES BATTING RECORD | | | | | | | | | | | | | |
| G | AB | R | H | 2B | 3B | HR | RBI | SB | SLG | BB | SO | AVG | |
| 148 | 543 | 68 | 137 | 36 | 1 | 20 | 81 | 12 | .433 | 33 | 116 | .252 | |
| CARDBOARD BASEBALL RATINGS | | | | | | | | | | | | | |
| AVG | H | | | 2B | | 3B | | HR | | RBI | | SB | |
| .252 | 137 | | | 36 | | 1 | | 20 | | 8 | | 1 | |
| DEFENSE RATING | | | | | | | | | | | | | |
| 1B:  | | | | | | | | | | | | | |




| | | | | | | | | | | | | | |
|---|--------------|----|----|----|----|----|-----|----|------|-----|----|------|----------|
| 058 | JEFF BRANSON | | | | | | | | | | | | 3B-2B-SS |
| HT: 6'0" WT: 180 BATS: LEFT THROWS: RIGHT BORN: 1-26-1967, Waynesboro, MS | | | | | | | | | | | | | |
| 1997 CLEVELAND INDIANS BATTING RECORD | | | | | | | | | | | | | |
| G | AB | R | H | 2B | 3B | HR | RBI | SB | SLG | BB | SO | AVG | |
| 94 | 170 | 14 | 34 | 7 | 1 | 3 | 12 | 1 | .306 | 14 | 40 | .200 | |
| CARDBOARD BASEBALL RATINGS | | | | | | | | | | | | | |
| AVG | H | | | 2B | | 3B | | HR | | RBI | | SB | |
| .200 | 34 | | | 7 | | 1 | | 3 | | 1 | | 1 | |
| DEFENSE RATING | | | | | | | | | | | | | |
| 3B:   2B:   SS:  | | | | | | | | | | | | | |



| | | | | | | | | | | | | | |
|---|---------------|----|----|----|----|----|-----|----|------|-----|-----|------|----------|
| 062 | SCOTT BROSIUS | | | | | | | | | | | | 3B-OF-SS |
| HT: 6'1" WT: 185 BATS: RIGHT THROWS: RIGHT BORN: 8-15-1966, Hillsboro, OR | | | | | | | | | | | | | |
| 1997 OAKLAND ATHLETICS BATTING RECORD | | | | | | | | | | | | | |
| G | AB | R | H | 2B | 3B | HR | RBI | SB | SLG | BB | SO | AVG | |
| 129 | 479 | 59 | 97 | 20 | 1 | 11 | 41 | 9 | .317 | 34 | 102 | .203 | |
| CARDBOARD BASEBALL RATINGS | | | | | | | | | | | | | |
| AVG | H | | | 2B | | 3B | | HR | | RBI | | SB | |
| .203 | 97 | | | 20 | | 1 | | 11 | | 4 | | 1 | |
| DEFENSE RATING | | | | | | | | | | | | | |
| 3B:    OF:  SS:   | | | | | | | | | | | | | |



| | | | | | | | | | | | | | |
|---|-------------|----|----|----|----|----|-----|----|------|-----|----|------|-------|
| 059 | BRENT BREDE | | | | | | | | | | | | OF-1B |
| HT: 6'4" WT: 190 BATS: LEFT THROWS: LEFT BORN: 9-13-1971, Belleville, IL | | | | | | | | | | | | | |
| 1997 MINNESOTA TWINS BATTING RECORD | | | | | | | | | | | | | |
| G | AB | R | H | 2B | 3B | HR | RBI | SB | SLG | BB | SO | AVG | |
| 61 | 190 | 25 | 52 | 11 | 1 | 3 | 21 | 7 | .389 | 21 | 38 | .274 | |
| CARDBOARD BASEBALL RATINGS | | | | | | | | | | | | | |
| AVG | H | | | 2B | | 3B | | HR | | RBI | | SB | |
| .274 | 52 | | | 11 | | 1 | | 3 | | 2 | | 1 | |
| DEFENSE RATING | | | | | | | | | | | | | |
| OF:  1B:    | | | | | | | | | | | | | |



| | | | | | | | | | | | | | |
|---|--------------|----|----|----|----|----|-----|----|------|-----|----|------|----|
| 063 | ADRIAN BROWN | | | | | | | | | | | | OF |
| HT: 6'0" WT: 175 BATS: BOTH THROWS: RIGHT BORN: 2-7-1974, McComb, MS | | | | | | | | | | | | | |
| 1997 PITTSBURGH PIRATES BATTING RECORD | | | | | | | | | | | | | |
| G | AB | R | H | 2B | 3B | HR | RBI | SB | SLG | BB | SO | AVG | |
| 48 | 147 | 17 | 28 | 6 | 0 | 1 | 10 | 8 | .252 | 13 | 18 | .190 | |
| CARDBOARD BASEBALL RATINGS | | | | | | | | | | | | | |
| AVG | H | | | 2B | | 3B | | HR | | RBI | | SB | |
| .190 | 28 | | | 6 | | 0 | | 1 | | 1 | | 1 | |
| DEFENSE RATING | | | | | | | | | | | | | |
| OF:   | | | | | | | | | | | | | |



| | | | | | | | | | | | | | |
|---|--------------|----|----|----|----|----|-----|----|------|-----|----|------|----------|
| 060 | TILSON BRITO | | | | | | | | | | | | 2B-3B-SS |
| HT: 6'0" WT: 170 BATS: RIGHT THROWS: RIGHT BORN: 5-28-1972, Santo Domingo, D.R. | | | | | | | | | | | | | |
| 1997 OAKLAND ATHLETICS BATTING RECORD | | | | | | | | | | | | | |
| G | AB | R | H | 2B | 3B | HR | RBI | SB | SLG | BB | SO | AVG | |
| 66 | 172 | 17 | 41 | 5 | 1 | 2 | 14 | 1 | .314 | 10 | 38 | .238 | |
| CARDBOARD BASEBALL RATINGS | | | | | | | | | | | | | |
| AVG | H | | | 2B | | 3B | | HR | | RBI | | SB | |
| .238 | 41 | | | 5 | | 1 | | 2 | | 1 | | 1 | |
| DEFENSE RATING | | | | | | | | | | | | | |
| 2B:   3B:   SS:   | | | | | | | | | | | | | |




| | | | | | | | | | | | | | |
|--|-------------|----|----|----|----|----|-----|----|------|-----|----|------|-------|
| 064 | BRANT BROWN | | | | | | | | | | | | OF-1B |
| HT: 6'3" WT: 220 BATS: LEFT THROWS: LEFT BORN: 6-22-1971, Porterville, CA | | | | | | | | | | | | | |
| 1997 CHICAGO CUBS BATTING RECORD | | | | | | | | | | | | | |
| G | AB | R | H | 2B | 3B | HR | RBI | SB | SLG | BB | SO | AVG | |
| 46 | 137 | 15 | 32 | 7 | 1 | 5 | 15 | 2 | .409 | 7 | 28 | .234 | |
| CARDBOARD BASEBALL RATINGS | | | | | | | | | | | | | |
| AVG | H | | | 2B | | 3B | | HR | | RBI | | SB | |
| .234 | 32 | | | 7 | | 1 | | 5 | | 1 | | 1 | |
| DEFENSE RATING | | | | | | | | | | | | | |
| OF:   1B:  | | | | | | | | | | | | | |



| | | | | | | | | | | | | | |
|---|------------|----|----|----|----|----|-----|----|------|-----|----|------|----|
| 065 | EMIL BROWN | | | | | | | | | | | | OF |
| HT: 6'2" WT: 210 BATS: RIGHT THROWS: RIGHT BORN: 12-29-1974, Chicago, IL | | | | | | | | | | | | | |
| 1997 PITTSBURGH PIRATES BATTING RECORD | | | | | | | | | | | | | |
| G | AB | R | H | 2B | 3B | HR | RBI | SB | SLG | BB | SO | AVG | |
| 66 | 95 | 16 | 17 | 2 | 1 | 2 | 6 | 5 | .284 | 10 | 32 | .179 | |
| CARDBOARD BASEBALL RATINGS | | | | | | | | | | | | | |
| AVG | H | | | 2B | | 3B | | HR | | RBI | | SB | |
| .179 | 17 | | | 2 | | 1 | | 2 | | 0 | | 1 | |
| DEFENSE RATING | | | | | | | | | | | | | |
| OF:   | | | | | | | | | | | | | |



| | | | | | | | | | | | | | |
|---|-------------|----|-----|----|----|----|-----|----|------|-----|----|------|----|
| 069 | ELLIS BURKS | | | | | | | | | | | | OF |
| HT: 6'2" WT: 175 BATS: RIGHT THROWS: RIGHT BORN: 9-11-1964, Vicksburg, MS | | | | | | | | | | | | | |
| 1997 COLORADO ROCKIES BATTING RECORD | | | | | | | | | | | | | |
| G | AB | R | H | 2B | 3B | HR | RBI | SB | SLG | BB | SO | AVG | |
| 119 | 424 | 91 | 123 | 19 | 2 | 32 | 82 | 7 | .571 | 47 | 75 | .290 | |
| CARDBOARD BASEBALL RATINGS | | | | | | | | | | | | | |
| AVG | H | | | 2B | | 3B | | HR | | RBI | | SB | |
| .290 | 123 | | | 19 | | 2 | | 32 | | 8 | | 1 | |
| DEFENSE RATING | | | | | | | | | | | | | |
| OF:   | | | | | | | | | | | | | |



| | | | | | | | | | | | | | |
|---|-----------------|----|----|----|----|----|-----|----|------|-----|----|------|----|
| 066 | JACOB BRUMFIELD | | | | | | | | | | | | OF |
| HT: 6'0" WT: 170 BATS: RIGHT THROWS: RIGHT BORN: 5-27-1965, Bogalusa, LA | | | | | | | | | | | | | |
| 1997 TORONTO BLUE JAYS BATTING RECORD | | | | | | | | | | | | | |
| G | AB | R | H | 2B | 3B | HR | RBI | SB | SLG | BB | SO | AVG | |
| 58 | 174 | 22 | 36 | 5 | 1 | 2 | 20 | 4 | .282 | 14 | 31 | .207 | |
| CARDBOARD BASEBALL RATINGS | | | | | | | | | | | | | |
| AVG | H | | | 2B | | 3B | | HR | | RBI | | SB | |
| .207 | 36 | | | 5 | | 1 | | 2 | | 2 | | 1 | |
| DEFENSE RATING | | | | | | | | | | | | | |
| OF:   | | | | | | | | | | | | | |




| | | | | | | | | | | | | | |
|---|----------------|----|-----|----|----|----|-----|----|------|-----|-----|------|----|
| 070 | JEROMY BURNITZ | | | | | | | | | | | | OF |
| HT: 6'0" WT: 190 BATS: LEFT THROWS: RIGHT BORN: 4-15-1969, Westminster, CA | | | | | | | | | | | | | |
| 1997 MILWAUKEE BREWERS BATTING RECORD | | | | | | | | | | | | | |
| G | AB | R | H | 2B | 3B | HR | RBI | SB | SLG | BB | SO | AVG | |
| 153 | 494 | 85 | 139 | 37 | 8 | 27 | 85 | 20 | .553 | 75 | 111 | .281 | |
| CARDBOARD BASEBALL RATINGS | | | | | | | | | | | | | |
| AVG | H | | | 2B | | 3B | | HR | | RBI | | SB | |
| .281 | 139 | | | 37 | | 8 | | 27 | | 8 | | 2 | |
| DEFENSE RATING | | | | | | | | | | | | | |
| OF:   | | | | | | | | | | | | | |



| | | | | | | | | | | | | | |
|---|--------------|----|----|----|----|----|-----|----|------|-----|----|------|----|
| 067 | DAMON BUFORD | | | | | | | | | | | | OF |
| HT: 5'10" WT: 170 BATS: RIGHT THROWS: RIGHT BORN: 6-12-1970, Baltimore, MD | | | | | | | | | | | | | |
| 1997 TEXAS RANGERS BATTING RECORD | | | | | | | | | | | | | |
| G | AB | R | H | 2B | 3B | HR | RBI | SB | SLG | BB | SO | AVG | |
| 122 | 366 | 49 | 82 | 18 | 0 | 8 | 39 | 18 | .339 | 30 | 83 | .224 | |
| CARDBOARD BASEBALL RATINGS | | | | | | | | | | | | | |
| AVG | H | | | 2B | | 3B | | HR | | RBI | | SB | |
| .224 | 82 | | | 18 | | 0 | | 8 | | 3 | | 2 | |
| DEFENSE RATING | | | | | | | | | | | | | |
| OF:    | | | | | | | | | | | | | |




| | | | | | | | | | | | | | |
|---|--------------|----|----|----|----|----|-----|----|------|-----|----|------|----|
| 071 | BRETT BUTLER | | | | | | | | | | | | OF |
| HT: 5'10" WT: 160 BATS: LEFT THROWS: LEFT BORN: 6-15-1957, Los Angeles, CA | | | | | | | | | | | | | |
| 1997 LOS ANGELES DODGERS BATTING RECORD | | | | | | | | | | | | | |
| G | AB | R | H | 2B | 3B | HR | RBI | SB | SLG | BB | SO | AVG | |
| 105 | 343 | 52 | 97 | 8 | 3 | 0 | 18 | 15 | .324 | 42 | 40 | .283 | |
| CARDBOARD BASEBALL RATINGS | | | | | | | | | | | | | |
| AVG | H | | | 2B | | 3B | | HR | | RBI | | SB | |
| .283 | 97 | | | 8 | | 3 | | 0 | | 1 | | 2 | |
| DEFENSE RATING | | | | | | | | | | | | | |
| OF:   | | | | | | | | | | | | | |




| | | | | | | | | | | | | | |
|---|------------|-----|-----|----|----|----|-----|----|------|-----|-----|------|----|
| 068 | JAY BUHNER | | | | | | | | | | | | OF |
| HT: 6'3" WT: 205 BATS: RIGHT THROWS: RIGHT BORN: 8-13-1964, Louisville, KY | | | | | | | | | | | | | |
| 1997 SEATTLE MARINERS BATTING RECORD | | | | | | | | | | | | | |
| G | AB | R | H | 2B | 3B | HR | RBI | SB | SLG | BB | SO | AVG | |
| 157 | 540 | 104 | 131 | 18 | 2 | 40 | 109 | 0 | .506 | 119 | 175 | .243 | |
| CARDBOARD BASEBALL RATINGS | | | | | | | | | | | | | |
| AVG | H | | | 2B | | 3B | | HR | | RBI | | SB | |
| .243 | 131 | | | 18 | | 2 | | 40 | | 10 | | 1 | |
| DEFENSE RATING | | | | | | | | | | | | | |
| OF:   | | | | | | | | | | | | | |



| | | | | | | | | | | | | | |
|---|------------|----|----|----|----|----|-----|----|------|-----|----|------|----|
| 072 | ROB BUTLER | | | | | | | | | | | | OF |
| HT: 5'11" WT: 185 BATS: LEFT THROWS: LEFT BORN: 4-10-1970, East York, ON, CAN | | | | | | | | | | | | | |
| 1997 PHILADELPHIA PHILLIES BATTING RECORD | | | | | | | | | | | | | |
| G | AB | R | H | 2B | 3B | HR | RBI | SB | SLG | BB | SO | AVG | |
| 43 | 89 | 10 | 26 | 9 | 1 | 0 | 13 | 1 | .416 | 5 | 8 | .292 | |
| CARDBOARD BASEBALL RATINGS | | | | | | | | | | | | | |
| AVG | H | | | 2B | | 3B | | HR | | RBI | | SB | |
| .292 | 26 | | | 9 | | 1 | | 0 | | 1 | | 1 | |
| DEFENSE RATING | | | | | | | | | | | | | |
| OF:   | | | | | | | | | | | | | |

| | | | | | | | | | | | | |
|---|--------------|----|----|----|----|----|-----|----|------|-----|-----|------|
| 073 | MIKE CAMERON | | | | | | | | | | | OF |
| HT: 6'2" WT: 205 BATS: RIGHT THROWS: RIGHT BORN: 1-8-1973, LaGrange, GA | | | | | | | | | | | | |
| 1997 CHICAGO WHITE SOX BATTING RECORD | | | | | | | | | | | | |
| G | AB | R | H | 2B | 3B | HR | RBI | SB | SLG | BB | SO | AVG |
| 116 | 379 | 63 | 98 | 18 | 3 | 14 | 55 | 23 | .433 | 55 | 105 | .259 |
| CARDBOARD BASEBALL RATINGS | | | | | | | | | | | | |
| AVG | H | | | 2B | | 3B | | HR | | RBI | | SB |
| .259 | 98 | | | 18 | | 3 | | 14 | | 5 | | 2 |
| DEFENSE RATING | | | | | | | | | | | | |
| OF:    | | | | | | | | | | | | |


| | | | | | | | | | | | | |
|---|------------|----|----|----|----|----|-----|----|------|-----|----|------|
| 077 | CHUCK CARR | | | | | | | | | | | OF |
| HT: 5'10" WT: 155 BATS: BOTH THROWS: RIGHT BORN: 8-10-1967, San Bernardino, CA | | | | | | | | | | | | |
| 1997 HOUSTON ASTROS BATTING RECORD | | | | | | | | | | | | |
| G | AB | R | H | 2B | 3B | HR | RBI | SB | SLG | BB | SO | AVG |
| 89 | 238 | 37 | 59 | 14 | 2 | 4 | 17 | 12 | .374 | 17 | 48 | .248 |
| CARDBOARD BASEBALL RATINGS | | | | | | | | | | | | |
| AVG | H | | | 2B | | 3B | | HR | | RBI | | SB |
| .248 | 59 | | | 14 | | 2 | | 4 | | 1 | | 1 |
| DEFENSE RATING | | | | | | | | | | | | |
| OF:   | | | | | | | | | | | | |

| | | | | | | | | | | | | |
|---|--------------|----|-----|----|----|----|-----|----|------|-----|-----|------|
| 074 | KEN CAMINITI | | | | | | | | | | | 3B |
| HT: 6'0" WT: 200 BATS: BOTH THROWS: RIGHT BORN: 4-21-1963, Hanford, CA | | | | | | | | | | | | |
| 1997 SAN DIEGO PADRES BATTING RECORD | | | | | | | | | | | | |
| G | AB | R | H | 2B | 3B | HR | RBI | SB | SLG | BB | SO | AVG |
| 137 | 486 | 92 | 141 | 28 | 0 | 26 | 90 | 11 | .508 | 80 | 118 | .290 |
| CARDBOARD BASEBALL RATINGS | | | | | | | | | | | | |
| AVG | H | | | 2B | | 3B | | HR | | RBI | | SB |
| .290 | 141 | | | 28 | | 0 | | 26 | | 9 | | 1 |
| DEFENSE RATING | | | | | | | | | | | | |
| 3B:    | | | | | | | | | | | | |













| | | | | | | | | | | | | |
|--|------------|----|-----|----|----|----|-----|----|------|-----|-----|-------|
| 078 | JOE CARTER | | | | | | | | | | | OF-1B |
| HT: 6'3" WT: 215 BATS: RIGHT THROWS: RIGHT BORN: 3-7-1960, Oklahoma City, OK | | | | | | | | | | | | |
| 1997 TORONTO BLUE JAYS BATTING RECORD | | | | | | | | | | | | |
| G | AB | R | H | 2B | 3B | HR | RBI | SB | SLG | BB | SO | AVG |
| 157 | 612 | 76 | 143 | 30 | 4 | 21 | 102 | 8 | .399 | 40 | 105 | .234 |
| CARDBOARD BASEBALL RATINGS | | | | | | | | | | | | |
| AVG | H | | | 2B | | 3B | | HR | | RBI | | SB |
| .234 | 143 | | | 30 | | 4 | | 21 | | 10 | | 1 |
| DEFENSE RATING | | | | | | | | | | | | |
| OF:   1B:  | | | | | | | | | | | | |

| | | | | | | | | | | | | |
|---|----------------|----|----|----|----|----|-----|----|------|-----|----|------|
| 075 | JOHN CANGELOSI | | | | | | | | | | | OF |
| HT: 5'8" WT: 150 BATS: BOTH THROWS: LEFT BORN: 3-10-1963, Brooklyn, NY | | | | | | | | | | | | |
| 1997 FLORIDA MARLINS BATTING RECORD | | | | | | | | | | | | |
| G | AB | R | H | 2B | 3B | HR | RBI | SB | SLG | BB | SO | AVG |
| 103 | 192 | 28 | 47 | 8 | 0 | 1 | 12 | 5 | .302 | 19 | 33 | .245 |
| CARDBOARD BASEBALL RATINGS | | | | | | | | | | | | |
| AVG | H | | | 2B | | 3B | | HR | | RBI | | SB |
| .245 | 47 | | | 8 | | 0 | | 1 | | 1 | | 1 |
| DEFENSE RATING | | | | | | | | | | | | |
| OF:   | | | | | | | | | | | | |

| | | | | | | | | | | | | |
|---|---------------|----|----|----|----|----|-----|----|------|-----|----|------|
| 079 | RAUL CASANOVA | | | | | | | | | | | C |
| HT: 6'0" WT: 200 BATS: BOTH THROWS: RIGHT BORN: 8-23-1972, Humacao, P.R. | | | | | | | | | | | | |
| 1997 DETROIT TIGERS BATTING RECORD | | | | | | | | | | | | |
| G | AB | R | H | 2B | 3B | HR | RBI | SB | SLG | BB | SO | AVG |
| 101 | 304 | 27 | 74 | 10 | 1 | 5 | 24 | 1 | .332 | 26 | 48 | .243 |
| CARDBOARD BASEBALL RATINGS | | | | | | | | | | | | |
| AVG | H | | | 2B | | 3B | | HR | | RBI | | SB |
| .243 | 74 | | | 10 | | 1 | | 5 | | 2 | | 1 |
| DEFENSE RATING | | | | | | | | | | | | |

| | | | | | | | | | | | | |
|---|--------------|----|----|----|----|----|-----|----|------|-----|-----|------|
| 076 | JOSE CANSECO | | | | | | | | | | | OF |
| HT: 6'3" WT: 195 BATS: RIGHT THROWS: RIGHT BORN: 7-2-1964, Havana, Cuba | | | | | | | | | | | | |
| 1997 OAKLAND ATHLETICS BATTING RECORD | | | | | | | | | | | | |
| G | AB | R | H | 2B | 3B | HR | RBI | SB | SLG | BB | SO | AVG |
| 108 | 388 | 56 | 91 | 19 | 0 | 23 | 74 | 8 | .461 | 51 | 122 | .235 |
| CARDBOARD BASEBALL RATINGS | | | | | | | | | | | | |
| AVG | H | | | 2B | | 3B | | HR | | RBI | | SB |
| .235 | 91 | | | 19 | | 0 | | 23 | | 7 | | 1 |
| DEFENSE RATING | | | | | | | | | | | | |
| OF:  | | | | | | | | | | | | |

| | | | | | | | | | | | | |
|---|------------------|---|----|----|----|----|-----|----|------|-----|----|------|
| 080 | ALBERTO CASTILLO | | | | | | | | | | | C |
| HT: 6'0" WT: 215 BATS: RIGHT THROWS: RIGHT BORN: 2-10-1970, San Juan De La Maguana, D.R. | | | | | | | | | | | | |
| 1997 NEW YORK METS BATTING RECORD | | | | | | | | | | | | |
| G | AB | R | H | 2B | 3B | HR | RBI | SB | SLG | BB | SO | AVG |
| 35 | 59 | 3 | 12 | 1 | 0 | 0 | 7 | 0 | .220 | 9 | 16 | .203 |
| CARDBOARD BASEBALL RATINGS | | | | | | | | | | | | |
| AVG | H | | | 2B | | 3B | | HR | | RBI | | SB |
| .203 | 12 | | | 1 | | 0 | | 0 | | 0 | | 1 |
| DEFENSE RATING | | | | | | | | | | | | |

| | | | | | | | | | | | | | | | | | | | | | | | | | | | | | | | | | | | | | | | | | | | | | | | | | | | | | | | | | | | | | | | | | | | | | | | | | | | | | | | | | |
|--|-----|----|-----|----|-----|----|-----|-----|------|-----|-----|------|-----|-----|-----|----|-----|----|---|----|-----|----|------|----|-----|------|-----|---|----|----|----|-----|----|------|-----|----|---|----|----|---|--|---|----|---|---|----|----|----|-----|----|-----|----|----|-----|-----|-----|----|-----|----|---|----|----|---|------|----|----|------|-----|---|----|----|----|-----|----|------|-----|----|---|----|---|---|
| <div>081</div> <div>LUIS CASTILLO</div> <div>2B</div> <div>HT: 5'11" WT: 195 BATS: BOTH THROWS: RIGHT BORN: 9-12-1975, San Pedro de Macoris, D.R.</div> <div>1997 FLORIDA MARLINS BATTING RECORD</div> <table><tr><td>G</td><td>AB</td><td>R</td><td>H</td><td>2B</td><td>3B</td><td>HR</td><td>RBI</td><td>SB</td><td>SLG</td><td>BB</td><td>SO</td><td>AVG</td></tr><tr><td>75</td><td>263</td><td>27</td><td>63</td><td>8</td><td>0</td><td>0</td><td>8</td><td>16</td><td>.270</td><td>27</td><td>53</td><td>.240</td></tr></table> <div>CARDBOARD BASEBALL RATINGS</div> <table><tr><td>AVG</td><td>H</td><td>2B</td><td>3B</td><td>HR</td><td>RBI</td><td>SB</td></tr><tr><td>.240</td><td>63</td><td>8</td><td>0</td><td>0</td><td>0</td><td>2</td></tr></table> <div>DEFENSE RATING</div> <div>2B: </div> | G | AB | R | H | 2B | 3B | HR | RBI | SB | SLG | BB | SO | AVG | 75 | 263 | 27 | 63 | 8 | 0 | 0 | 8 | 16 | .270 | 27 | 53 | .240 | AVG | H | 2B | 3B | HR | RBI | SB | .240 | 63 | 8 | 0 | 0 | 0 | 2 | <div>085</div> <div>ROGER CEDENO</div> <div>OF</div> <div>HT: 6'1" WT: 165 BATS: BOTH THROWS: RIGHT BORN: 8-16-1974, Valencia, Venezuela</div> <div>1997 LOS ANGELES DODGERS BATTING RECORD</div> <table><tr><td>G</td><td>AB</td><td>R</td><td>H</td><td>2B</td><td>3B</td><td>HR</td><td>RBI</td><td>SB</td><td>SLG</td><td>BB</td><td>SO</td><td>AVG</td></tr><tr><td>80</td><td>194</td><td>31</td><td>53</td><td>10</td><td>2</td><td>3</td><td>17</td><td>9</td><td>.392</td><td>25</td><td>44</td><td>.273</td></tr></table> <div>CARDBOARD BASEBALL RATINGS</div> <table><tr><td>AVG</td><td>H</td><td>2B</td><td>3B</td><td>HR</td><td>RBI</td><td>SB</td></tr><tr><td>.273</td><td>53</td><td>10</td><td>2</td><td>3</td><td>1</td><td>1</td></tr></table> <div>DEFENSE RATING</div> <div>OF: </div> | G | AB | R | H | 2B | 3B | HR | RBI | SB | SLG | BB | SO | AVG | 80 | 194 | 31 | 53 | 10 | 2 | 3 | 17 | 9 | .392 | 25 | 44 | .273 | AVG | H | 2B | 3B | HR | RBI | SB | .273 | 53 | 10 | 2 | 3 | 1 | 1 |
| G | AB | R | H | 2B | 3B | HR | RBI | SB | SLG | BB | SO | AVG | | | | | | | | | | | | | | | | | | | | | | | | | | | | | | | | | | | | | | | | | | | | | | | | | | | | | | | | | | | | | | | | | | | | | |
| 75 | 263 | 27 | 63 | 8 | 0 | 0 | 8 | 16 | .270 | 27 | 53 | .240 | | | | | | | | | | | | | | | | | | | | | | | | | | | | | | | | | | | | | | | | | | | | | | | | | | | | | | | | | | | | | | | | | | | | | |
| AVG | H | 2B | 3B | HR | RBI | SB | | | | | | | | | | | | | | | | | | | | | | | | | | | | | | | | | | | | | | | | | | | | | | | | | | | | | | | | | | | | | | | | | | | | | | | | | | | |
| .240 | 63 | 8 | 0 | 0 | 0 | 2 | | | | | | | | | | | | | | | | | | | | | | | | | | | | | | | | | | | | | | | | | | | | | | | | | | | | | | | | | | | | | | | | | | | | | | | | | | | |
| G | AB | R | H | 2B | 3B | HR | RBI | SB | SLG | BB | SO | AVG | | | | | | | | | | | | | | | | | | | | | | | | | | | | | | | | | | | | | | | | | | | | | | | | | | | | | | | | | | | | | | | | | | | | | |
| 80 | 194 | 31 | 53 | 10 | 2 | 3 | 17 | 9 | .392 | 25 | 44 | .273 | | | | | | | | | | | | | | | | | | | | | | | | | | | | | | | | | | | | | | | | | | | | | | | | | | | | | | | | | | | | | | | | | | | | | |
| AVG | H | 2B | 3B | HR | RBI | SB | | | | | | | | | | | | | | | | | | | | | | | | | | | | | | | | | | | | | | | | | | | | | | | | | | | | | | | | | | | | | | | | | | | | | | | | | | | |
| .273 | 53 | 10 | 2 | 3 | 1 | 1 | | | | | | | | | | | | | | | | | | | | | | | | | | | | | | | | | | | | | | | | | | | | | | | | | | | | | | | | | | | | | | | | | | | | | | | | | | | |
| <div>082</div> <div>VINNY CASTILLA</div> <div>3B</div> <div>HT: 6'1" WT: 175 BATS: RIGHT THROWS: RIGHT BORN: 7-4-1967, Oaxaca, 20, Mexico</div> <div>1997 COLORADO ROCKIES BATTING RECORD</div> <table><tr><td>G</td><td>AB</td><td>R</td><td>H</td><td>2B</td><td>3B</td><td>HR</td><td>RBI</td><td>SB</td><td>SLG</td><td>BB</td><td>SO</td><td>AVG</td></tr><tr><td>159</td><td>612</td><td>94</td><td>186</td><td>25</td><td>2</td><td>40</td><td>113</td><td>2</td><td>.547</td><td>44</td><td>108</td><td>.304</td></tr></table> <div>CARDBOARD BASEBALL RATINGS</div> <table><tr><td>AVG</td><td>H</td><td>2B</td><td>3B</td><td>HR</td><td>RBI</td><td>SB</td></tr><tr><td>.304</td><td>186</td><td>25</td><td>2</td><td>40</td><td>11</td><td>1</td></tr></table> <div>DEFENSE RATING</div> <div>3B: </div> | G | AB | R | H | 2B | 3B | HR | RBI | SB | SLG | BB | SO | AVG | 159 | 612 | 94 | 186 | 25 | 2 | 40 | 113 | 2 | .547 | 44 | 108 | .304 | AVG | H | 2B | 3B | HR | RBI | SB | .304 | 186 | 25 | 2 | 40 | 11 | 1 | <div>086</div> <div>ARCHI CIANFROCCO</div> <div>3B-1B-2B</div> <div>HT: 6'5" WT: 200 BATS: RIGHT THROWS: RIGHT BORN: 10-6-1966, Rome, NY</div> <div>1997 SAN DIEGO PADRES BATTING RECORD</div> <table><tr><td>G</td><td>AB</td><td>R</td><td>H</td><td>2B</td><td>3B</td><td>HR</td><td>RBI</td><td>SB</td><td>SLG</td><td>BB</td><td>SO</td><td>AVG</td></tr><tr><td>89</td><td>220</td><td>25</td><td>54</td><td>12</td><td>0</td><td>4</td><td>26</td><td>7</td><td>.355</td><td>25</td><td>80</td><td>.245</td></tr></table> <div>CARDBOARD BASEBALL RATINGS</div> <table><tr><td>AVG</td><td>H</td><td>2B</td><td>3B</td><td>HR</td><td>RBI</td><td>SB</td></tr><tr><td>.245</td><td>54</td><td>12</td><td>0</td><td>4</td><td>2</td><td>1</td></tr></table> <div>DEFENSE RATING</div> <div>3B:  1B:  2B: </div> | G | AB | R | H | 2B | 3B | HR | RBI | SB | SLG | BB | SO | AVG | 89 | 220 | 25 | 54 | 12 | 0 | 4 | 26 | 7 | .355 | 25 | 80 | .245 | AVG | H | 2B | 3B | HR | RBI | SB | .245 | 54 | 12 | 0 | 4 | 2 | 1 |
| G | AB | R | H | 2B | 3B | HR | RBI | SB | SLG | BB | SO | AVG | | | | | | | | | | | | | | | | | | | | | | | | | | | | | | | | | | | | | | | | | | | | | | | | | | | | | | | | | | | | | | | | | | | | | |
| 159 | 612 | 94 | 186 | 25 | 2 | 40 | 113 | 2 | .547 | 44 | 108 | .304 | | | | | | | | | | | | | | | | | | | | | | | | | | | | | | | | | | | | | | | | | | | | | | | | | | | | | | | | | | | | | | | | | | | | | |
| AVG | H | 2B | 3B | HR | RBI | SB | | | | | | | | | | | | | | | | | | | | | | | | | | | | | | | | | | | | | | | | | | | | | | | | | | | | | | | | | | | | | | | | | | | | | | | | | | | |
| .304 | 186 | 25 | 2 | 40 | 11 | 1 | | | | | | | | | | | | | | | | | | | | | | | | | | | | | | | | | | | | | | | | | | | | | | | | | | | | | | | | | | | | | | | | | | | | | | | | | | | |
| G | AB | R | H | 2B | 3B | HR | RBI | SB | SLG | BB | SO | AVG | | | | | | | | | | | | | | | | | | | | | | | | | | | | | | | | | | | | | | | | | | | | | | | | | | | | | | | | | | | | | | | | | | | | | |
| 89 | 220 | 25 | 54 | 12 | 0 | 4 | 26 | 7 | .355 | 25 | 80 | .245 | | | | | | | | | | | | | | | | | | | | | | | | | | | | | | | | | | | | | | | | | | | | | | | | | | | | | | | | | | | | | | | | | | | | | |
| AVG | H | 2B | 3B | HR | RBI | SB | | | | | | | | | | | | | | | | | | | | | | | | | | | | | | | | | | | | | | | | | | | | | | | | | | | | | | | | | | | | | | | | | | | | | | | | | | | |
| .245 | 54 | 12 | 0 | 4 | 2 | 1 | | | | | | | | | | | | | | | | | | | | | | | | | | | | | | | | | | | | | | | | | | | | | | | | | | | | | | | | | | | | | | | | | | | | | | | | | | | |
| <div>083</div> <div>JUAN CASTRO</div> <div>SS-2B</div> <div>HT: 5'11" WT: 190 BATS: RIGHT THROWS: RIGHT BORN: 6-20-1972, Los Mochis, 25, Mexico</div> <div>1997 LOS ANGELES DODGERS BATTING RECORD</div> <table><tr><td>G</td><td>AB</td><td>R</td><td>H</td><td>2B</td><td>3B</td><td>HR</td><td>RBI</td><td>SB</td><td>SLG</td><td>BB</td><td>SO</td><td>AVG</td></tr><tr><td>40</td><td>75</td><td>3</td><td>11</td><td>3</td><td>1</td><td>0</td><td>4</td><td>0</td><td>.213</td><td>7</td><td>20</td><td>.147</td></tr></table> <div>CARDBOARD BASEBALL RATINGS</div> <table><tr><td>AVG</td><td>H</td><td>2B</td><td>3B</td><td>HR</td><td>RBI</td><td>SB</td></tr><tr><td>.147</td><td>11</td><td>3</td><td>1</td><td>0</td><td>0</td><td>1</td></tr></table> <div>DEFENSE RATING</div> <div>SS:  2B: </div> | G | AB | R | H | 2B | 3B | HR | RBI | SB | SLG | BB | SO | AVG | 40 | 75 | 3 | 11 | 3 | 1 | 0 | 4 | 0 | .213 | 7 | 20 | .147 | AVG | H | 2B | 3B | HR | RBI | SB | .147 | 11 | 3 | 1 | 0 | 0 | 1 | <div>087</div> <div>JEFF CIRILLO</div> <div>3B</div> <div>HT: 6'2" WT: 190 BATS: RIGHT THROWS: RIGHT BORN: 9-23-1969, Pasadena, CA</div> <div>1997 MILWAUKEE BREWERS BATTING RECORD</div> <table><tr><td>G</td><td>AB</td><td>R</td><td>H</td><td>2B</td><td>3B</td><td>HR</td><td>RBI</td><td>SB</td><td>SLG</td><td>BB</td><td>SO</td><td>AVG</td></tr><tr><td>154</td><td>580</td><td>74</td><td>167</td><td>46</td><td>2</td><td>10</td><td>82</td><td>4</td><td>.426</td><td>60</td><td>74</td><td>.288</td></tr></table> <div>CARDBOARD BASEBALL RATINGS</div> <table><tr><td>AVG</td><td>H</td><td>2B</td><td>3B</td><td>HR</td><td>RBI</td><td>SB</td></tr><tr><td>.288</td><td>167</td><td>46</td><td>2</td><td>10</td><td>8</td><td>1</td></tr></table> <div>DEFENSE RATING</div> <div>3B: </div> | G | AB | R | H | 2B | 3B | HR | RBI | SB | SLG | BB | SO | AVG | 154 | 580 | 74 | 167 | 46 | 2 | 10 | 82 | 4 | .426 | 60 | 74 | .288 | AVG | H | 2B | 3B | HR | RBI | SB | .288 | 167 | 46 | 2 | 10 | 8 | 1 |
| G | AB | R | H | 2B | 3B | HR | RBI | SB | SLG | BB | SO | AVG | | | | | | | | | | | | | | | | | | | | | | | | | | | | | | | | | | | | | | | | | | | | | | | | | | | | | | | | | | | | | | | | | | | | | |
| 40 | 75 | 3 | 11 | 3 | 1 | 0 | 4 | 0 | .213 | 7 | 20 | .147 | | | | | | | | | | | | | | | | | | | | | | | | | | | | | | | | | | | | | | | | | | | | | | | | | | | | | | | | | | | | | | | | | | | | | |
| AVG | H | 2B | 3B | HR | RBI | SB | | | | | | | | | | | | | | | | | | | | | | | | | | | | | | | | | | | | | | | | | | | | | | | | | | | | | | | | | | | | | | | | | | | | | | | | | | | |
| .147 | 11 | 3 | 1 | 0 | 0 | 1 | | | | | | | | | | | | | | | | | | | | | | | | | | | | | | | | | | | | | | | | | | | | | | | | | | | | | | | | | | | | | | | | | | | | | | | | | | | |
| G | AB | R | H | 2B | 3B | HR | RBI | SB | SLG | BB | SO | AVG | | | | | | | | | | | | | | | | | | | | | | | | | | | | | | | | | | | | | | | | | | | | | | | | | | | | | | | | | | | | | | | | | | | | | |
| 154 | 580 | 74 | 167 | 46 | 2 | 10 | 82 | 4 | .426 | 60 | 74 | .288 | | | | | | | | | | | | | | | | | | | | | | | | | | | | | | | | | | | | | | | | | | | | | | | | | | | | | | | | | | | | | | | | | | | | | |
| AVG | H | 2B | 3B | HR | RBI | SB | | | | | | | | | | | | | | | | | | | | | | | | | | | | | | | | | | | | | | | | | | | | | | | | | | | | | | | | | | | | | | | | | | | | | | | | | | | |
| .288 | 167 | 46 | 2 | 10 | 8 | 1 | | | | | | | | | | | | | | | | | | | | | | | | | | | | | | | | | | | | | | | | | | | | | | | | | | | | | | | | | | | | | | | | | | | | | | | | | | | |
| <div>084</div> <div>DOMINGO CEDENO</div> <div>2B-SS</div> <div>HT: 6'1" WT: 170 BATS: BOTH THROWS: RIGHT BORN: 11-4-1968, La Romana, D.R.</div> <div>1997 TEXAS RANGERS BATTING RECORD</div> <table><tr><td>G</td><td>AB</td><td>R</td><td>H</td><td>2B</td><td>3B</td><td>HR</td><td>RBI</td><td>SB</td><td>SLG</td><td>BB</td><td>SO</td><td>AVG</td></tr><tr><td>113</td><td>365</td><td>49</td><td>103</td><td>19</td><td>6</td><td>4</td><td>36</td><td>3</td><td>.400</td><td>27</td><td>77</td><td>.282</td></tr></table> <div>CARDBOARD BASEBALL RATINGS</div> <table><tr><td>AVG</td><td>H</td><td>2B</td><td>3B</td><td>HR</td><td>RBI</td><td>SB</td></tr><tr><td>.282</td><td>103</td><td>19</td><td>6</td><td>4</td><td>3</td><td>1</td></tr></table> <div>DEFENSE RATING</div> <div>2B:  SS: </div> | G | AB | R | H | 2B | 3B | HR | RBI | SB | SLG | BB | SO | AVG | 113 | 365 | 49 | 103 | 19 | 6 | 4 | 36 | 3 | .400 | 27 | 77 | .282 | AVG | H | 2B | 3B | HR | RBI | SB | .282 | 103 | 19 | 6 | 4 | 3 | 1 | <div>088</div> <div>DAVE CLARK</div> <div>OF</div> <div>HT: 6'2" WT: 200 BATS: LEFT THROWS: RIGHT BORN: 9-3-1962, Tupelo, MS</div> <div>1997 CHICAGO CUBS BATTING RECORD</div> <table><tr><td>G</td><td>AB</td><td>R</td><td>H</td><td>2B</td><td>3B</td><td>HR</td><td>RBI</td><td>SB</td><td>SLG</td><td>BB</td><td>SO</td><td>AVG</td></tr><tr><td>102</td><td>143</td><td>19</td><td>43</td><td>8</td><td>0</td><td>5</td><td>32</td><td>1</td><td>.462</td><td>19</td><td>34</td><td>.301</td></tr></table> <div>CARDBOARD BASEBALL RATINGS</div> <table><tr><td>AVG</td><td>H</td><td>2B</td><td>3B</td><td>HR</td><td>RBI</td><td>SB</td></tr><tr><td>.301</td><td>43</td><td>8</td><td>0</td><td>5</td><td>3</td><td>1</td></tr></table> <div>DEFENSE RATING</div> <div>OF: </div> | G | AB | R | H | 2B | 3B | HR | RBI | SB | SLG | BB | SO | AVG | 102 | 143 | 19 | 43 | 8 | 0 | 5 | 32 | 1 | .462 | 19 | 34 | .301 | AVG | H | 2B | 3B | HR | RBI | SB | .301 | 43 | 8 | 0 | 5 | 3 | 1 |
| G | AB | R | H | 2B | 3B | HR | RBI | SB | SLG | BB | SO | AVG | | | | | | | | | | | | | | | | | | | | | | | | | | | | | | | | | | | | | | | | | | | | | | | | | | | | | | | | | | | | | | | | | | | | | |
| 113 | 365 | 49 | 103 | 19 | 6 | 4 | 36 | 3 | .400 | 27 | 77 | .282 | | | | | | | | | | | | | | | | | | | | | | | | | | | | | | | | | | | | | | | | | | | | | | | | | | | | | | | | | | | | | | | | | | | | | |
| AVG | H | 2B | 3B | HR | RBI | SB | | | | | | | | | | | | | | | | | | | | | | | | | | | | | | | | | | | | | | | | | | | | | | | | | | | | | | | | | | | | | | | | | | | | | | | | | | | |
| .282 | 103 | 19 | 6 | 4 | 3 | 1 | | | | | | | | | | | | | | | | | | | | | | | | | | | | | | | | | | | | | | | | | | | | | | | | | | | | | | | | | | | | | | | | | | | | | | | | | | | |
| G | AB | R | H | 2B | 3B | HR | RBI | SB | SLG | BB | SO | AVG | | | | | | | | | | | | | | | | | | | | | | | | | | | | | | | | | | | | | | | | | | | | | | | | | | | | | | | | | | | | | | | | | | | | | |
| 102 | 143 | 19 | 43 | 8 | 0 | 5 | 32 | 1 | .462 | 19 | 34 | .301 | | | | | | | | | | | | | | | | | | | | | | | | | | | | | | | | | | | | | | | | | | | | | | | | | | | | | | | | | | | | | | | | | | | | | |
| AVG | H | 2B | 3B | HR | RBI | SB | | | | | | | | | | | | | | | | | | | | | | | | | | | | | | | | | | | | | | | | | | | | | | | | | | | | | | | | | | | | | | | | | | | | | | | | | | | |
| .301 | 43 | 8 | 0 | 5 | 3 | 1 | | | | | | | | | | | | | | | | | | | | | | | | | | | | | | | | | | | | | | | | | | | | | | | | | | | | | | | | | | | | | | | | | | | | | | | | | | | |

| | | | | | | | | | | | | |
|--|-----|-----|-----|----|-----|----|-----|----|------|----|-----|------|
| 089TONY CLARK1B | | | | | | | | | | | | |
| HT: 6'8" WT: 205 BATS: BOTH THROWS: RIGHT BORN: 6-15-1972, Newton, KS | | | | | | | | | | | | |
| 1997 DETROIT TIGERS BATTING RECORD | | | | | | | | | | | | |
| G | AB | R | H | 2B | 3B | HR | RBI | SB | SLG | BB | SO | AVG |
| 159 | 580 | 105 | 160 | 28 | 3 | 32 | 117 | 1 | .500 | 93 | 144 | .276 |
| CARDBOARD BASEBALL RATINGS | | | | | | | | | | | | |
| AVG | H | 2B | 3B | HR | RBI | SB | | | | | | |
| .276 | 160 | 28 | 3 | 32 | 11 | 1 | | | | | | |
| DEFENSE RATING | | | | | | | | | | | | |
| 1B: ♠♣ | | | | | | | | | | | | |

| | | | | | | | | | | | | |
|---|----|----|----|----|-----|----|-----|----|------|----|----|------|
| 093LOU COLLIERSS | | | | | | | | | | | | |
| HT: 5'10" WT: 170 BATS: RIGHT THROWS: RIGHT BORN: 8-21-1973, Chicago, IL | | | | | | | | | | | | |
| 1997 PITTSBURGH PIRATES BATTING RECORD | | | | | | | | | | | | |
| G | AB | R | H | 2B | 3B | HR | RBI | SB | SLG | BB | SO | AVG |
| 18 | 37 | 3 | 5 | 0 | 0 | 0 | 3 | 1 | .135 | 1 | 11 | .135 |
| CARDBOARD BASEBALL RATINGS | | | | | | | | | | | | |
| AVG | H | 2B | 3B | HR | RBI | SB | | | | | | |
| .135 | 5 | 0 | 0 | 0 | 0 | 1 | | | | | | |
| DEFENSE RATING | | | | | | | | | | | | |
| SS: ♠♣ | | | | | | | | | | | | |

| | | | | | | | | | | | | |
|--|-----|----|-----|----|-----|----|-----|----|------|----|----|------|
| 090WILL CLARK1B | | | | | | | | | | | | |
| HT: 6'2" WT: 190 BATS: LEFT THROWS: LEFT BORN: 3-13-1964, New Orleans, LA | | | | | | | | | | | | |
| 1997 TEXAS RANGERS BATTING RECORD | | | | | | | | | | | | |
| G | AB | R | H | 2B | 3B | HR | RBI | SB | SLG | BB | SO | AVG |
| 110 | 393 | 56 | 128 | 29 | 1 | 12 | 51 | 0 | .496 | 49 | 62 | .326 |
| CARDBOARD BASEBALL RATINGS | | | | | | | | | | | | |
| AVG | H | 2B | 3B | HR | RBI | SB | | | | | | |
| .326 | 128 | 29 | 1 | 12 | 5 | 1 | | | | | | |
| DEFENSE RATING | | | | | | | | | | | | |
| 1B: ♠♣♥ | | | | | | | | | | | | |

| | | | | | | | | | | | | |
|---|-----|----|----|----|-----|----|-----|----|------|----|----|------|
| 094JEFF CONINE1B | | | | | | | | | | | | |
| HT: 6'1" WT: 205 BATS: RIGHT THROWS: RIGHT BORN: 6-27-1966, Tacoma, WA | | | | | | | | | | | | |
| 1997 FLORIDA MARLINS BATTING RECORD | | | | | | | | | | | | |
| G | AB | R | H | 2B | 3B | HR | RBI | SB | SLG | BB | SO | AVG |
| 151 | 405 | 46 | 98 | 13 | 1 | 17 | 61 | 2 | .405 | 57 | 89 | .242 |
| CARDBOARD BASEBALL RATINGS | | | | | | | | | | | | |
| AVG | H | 2B | 3B | HR | RBI | SB | | | | | | |
| .242 | 98 | 13 | 1 | 17 | 6 | 1 | | | | | | |
| DEFENSE RATING | | | | | | | | | | | | |
| 1B: ♠♣ | | | | | | | | | | | | |

| | | | | | | | | | | | | |
|---|-----|----|-----|----|-----|----|-----|----|------|----|-----|------|
| 091ROYCE CLAYTONSS | | | | | | | | | | | | |
| HT: 6'0" WT: 175 BATS: RIGHT THROWS: RIGHT BORN: 1-2-1970, Burbank, CA | | | | | | | | | | | | |
| 1997 ST. LOUIS CARDINALS BATTING RECORD | | | | | | | | | | | | |
| G | AB | R | H | 2B | 3B | HR | RBI | SB | SLG | BB | SO | AVG |
| 154 | 576 | 75 | 153 | 39 | 5 | 9 | 61 | 30 | .398 | 33 | 109 | .266 |
| CARDBOARD BASEBALL RATINGS | | | | | | | | | | | | |
| AVG | H | 2B | 3B | HR | RBI | SB | | | | | | |
| .266 | 153 | 39 | 5 | 9 | 6 | 3 | | | | | | |
| DEFENSE RATING | | | | | | | | | | | | |
| SS: ♠♣ | | | | | | | | | | | | |

| | | | | | | | | | | | | |
|---|-----|----|-----|----|-----|----|-----|----|------|----|----|------|
| 095RON COOMER3B-OF-1B | | | | | | | | | | | | |
| HT: 5'11" WT: 195 BATS: RIGHT THROWS: RIGHT BORN: 11-18-1966, Crest Hill, IL | | | | | | | | | | | | |
| 1997 MINNESOTA TWINS BATTING RECORD | | | | | | | | | | | | |
| G | AB | R | H | 2B | 3B | HR | RBI | SB | SLG | BB | SO | AVG |
| 140 | 523 | 63 | 156 | 30 | 2 | 13 | 85 | 4 | .438 | 22 | 91 | .298 |
| CARDBOARD BASEBALL RATINGS | | | | | | | | | | | | |
| AVG | H | 2B | 3B | HR | RBI | SB | | | | | | |
| .298 | 156 | 30 | 2 | 13 | 8 | 1 | | | | | | |
| DEFENSE RATING | | | | | | | | | | | | |
| 3B: ♠♣ OF: ♠♣♥ 1B: ♠♣♥ | | | | | | | | | | | | |

| | | | | | | | | | | | | |
|--|-----|----|----|----|-----|----|-----|----|------|----|----|------|
| 092GREG COLBRUNN1B | | | | | | | | | | | | |
| HT: 6'0" WT: 190 BATS: RIGHT THROWS: RIGHT BORN: 7-26-1969, Fontana, CA | | | | | | | | | | | | |
| 1997 ATLANTA BRAVES BATTING RECORD | | | | | | | | | | | | |
| G | AB | R | H | 2B | 3B | HR | RBI | SB | SLG | BB | SO | AVG |
| 98 | 271 | 27 | 76 | 17 | 0 | 7 | 35 | 1 | .421 | 10 | 49 | .280 |
| CARDBOARD BASEBALL RATINGS | | | | | | | | | | | | |
| AVG | H | 2B | 3B | HR | RBI | SB | | | | | | |
| .280 | 76 | 17 | 0 | 7 | 3 | 1 | | | | | | |
| DEFENSE RATING | | | | | | | | | | | | |
| 1B: ♠♣ | | | | | | | | | | | | |



| | | | | | | | | | | | | |
|--|-----|----|----|----|-----|----|-----|----|------|----|----|------|
| 096SCOTT COOPER3B-1B | | | | | | | | | | | | |
| HT: 6'3" WT: 200 BATS: LEFT THROWS: RIGHT BORN: 10-13-1967, St. Louis, MO | | | | | | | | | | | | |
| 1997 KANSAS CITY ROYALS BATTING RECORD | | | | | | | | | | | | |
| G | AB | R | H | 2B | 3B | HR | RBI | SB | SLG | BB | SO | AVG |
| 75 | 159 | 12 | 32 | 6 | 1 | 3 | 15 | 1 | .308 | 17 | 32 | .201 |
| CARDBOARD BASEBALL RATINGS | | | | | | | | | | | | |
| AVG | H | 2B | 3B | HR | RBI | SB | | | | | | |
| .201 | 32 | 6 | 1 | 3 | 1 | 1 | | | | | | |
| DEFENSE RATING | | | | | | | | | | | | |
| 3B: ♠♣ 1B: ♠ | | | | | | | | | | | | |


| | | | | | | | | | | | | | | | | | | | | | | | | | |
|--------------------------------------|-----------|-----|--|---|--------------|-------|---|----|------|----|----|------|------|----|----|----|----|-----|----|-----|----|------|----|----|------|
| 097 | JOEY CORA | 2B | HT: 5'7" WT: 150 BATS: BOTH THROWS: RIGHT BORN: 5-14-1965, Caguas, P.R. | 101 | TRIPP CROMER | 2B-SS | HT: 6'2" WT: 165 BATS: RIGHT THROWS: RIGHT BORN: 11-21-1967, Lake City, SC | | | | | | | | | | | | | | | | | | |
| 1997 SEATTLE MARINERS BATTING RECORD | | | | 1997 LOS ANGELES DODGERS BATTING RECORD | | | | | | | | | | | | | | | | | | | | | |
| G | AB | R | H | 2B | 3B | HR | RBI | SB | SLG | BB | SO | AVG | G | AB | R | H | 2B | 3B | HR | RBI | SB | SLG | BB | SO | AVG |
| 149 | 574 | 105 | 172 | 40 | 4 | 11 | 54 | 6 | .441 | 53 | 49 | .300 | 28 | 86 | 8 | 25 | 3 | 0 | 4 | 20 | 0 | .465 | 6 | 16 | .291 |
| CARDBOARD BASEBALL RATINGS | | | | CARDBOARD BASEBALL RATINGS | | | | | | | | | | | | | | | | | | | | | |
| AVG | H | 2B | 3B | HR | RBI | SB | | | | | | | AVG | H | 2B | 3B | HR | RBI | SB | | | | | | |
| .300 | 172 | 40 | 4 | 11 | 5 | 1 | | | | | | | .291 | 25 | 3 | 0 | 4 | 2 | 1 | | | | | | |
| DEFENSE RATING | | | | DEFENSE RATING | | | | | | | | | | | | | | | | | | | | | |
| 2B: ♠♣ | | | | 2B: ♠♣ SS: ♠♣♥ | | | | | | | | | | | | | | | | | | | | | |




| | | | | | | | | | | | | | | | | | | | | | | | | | |
|------------------------------------|-------------|----|---|------------------------------------|------------|----|---|----|------|----|-----|------|------|-----|----|-----|----|-----|----|-----|----|------|----|----|------|
| 098 | WIL CORDERO | OF | HT: 6'2" WT: 185 BATS: RIGHT THROWS: RIGHT BORN: 10-3-1971, Mayaguez, P.R. | 102 | DEIVI CRUZ | SS | HT: 5'11" WT: 160 BATS: RIGHT THROWS: RIGHT BORN: 11-6-1972, Nizao, D.R. | | | | | | | | | | | | | | | | | | |
| 1997 BOSTON RED SOX BATTING RECORD | | | | 1997 DETROIT TIGERS BATTING RECORD | | | | | | | | | | | | | | | | | | | | | |
| G | AB | R | H | 2B | 3B | HR | RBI | SB | SLG | BB | SO | AVG | G | AB | R | H | 2B | 3B | HR | RBI | SB | SLG | BB | SO | AVG |
| 140 | 570 | 82 | 160 | 26 | 3 | 18 | 72 | 1 | .432 | 31 | 122 | .281 | 147 | 436 | 35 | 105 | 26 | 0 | 2 | 40 | 3 | .314 | 14 | 55 | .241 |
| CARDBOARD BASEBALL RATINGS | | | | CARDBOARD BASEBALL RATINGS | | | | | | | | | | | | | | | | | | | | | |
| AVG | H | 2B | 3B | HR | RBI | SB | | | | | | | AVG | H | 2B | 3B | HR | RBI | SB | | | | | | |
| .281 | 160 | 26 | 3 | 18 | 7 | 1 | | | | | | | .241 | 105 | 26 | 0 | 2 | 4 | 1 | | | | | | |
| DEFENSE RATING | | | | DEFENSE RATING | | | | | | | | | | | | | | | | | | | | | |
| OF: ♠ | | | | SS: ♠♣ | | | | | | | | | | | | | | | | | | | | | |



| | | | | | | | | | | | | | | | | | | | | | | | | | |
|-------------------------------------|---------------|----|--|---------------------------------------|-----------|----|--|----|------|----|----|------|------|-----|----|----|----|-----|----|-----|----|------|----|-----|------|
| 099 | MARTY CORDOVA | OF | HT: 6'0" WT: 200 BATS: RIGHT THROWS: RIGHT BORN: 7-10-1969, Las Vegas, NV | 103 | JOSE CRUZ | OF | HT: 6'0" WT: 190 BATS: BOTH THROWS: RIGHT BORN: 4-19-1974, Arroyo, P.R. | | | | | | | | | | | | | | | | | | |
| 1997 MINNESOTA TWINS BATTING RECORD | | | | 1997 TORONTO BLUE JAYS BATTING RECORD | | | | | | | | | | | | | | | | | | | | | |
| G | AB | R | H | 2B | 3B | HR | RBI | SB | SLG | BB | SO | AVG | G | AB | R | H | 2B | 3B | HR | RBI | SB | SLG | BB | SO | AVG |
| 103 | 378 | 44 | 93 | 18 | 4 | 15 | 51 | 5 | .434 | 30 | 92 | .246 | 104 | 395 | 59 | 98 | 19 | 1 | 26 | 68 | 7 | .499 | 41 | 117 | .248 |
| CARDBOARD BASEBALL RATINGS | | | | CARDBOARD BASEBALL RATINGS | | | | | | | | | | | | | | | | | | | | | |
| AVG | H | 2B | 3B | HR | RBI | SB | | | | | | | AVG | H | 2B | 3B | HR | RBI | SB | | | | | | |
| .246 | 93 | 18 | 4 | 15 | 5 | 1 | | | | | | | .248 | 98 | 19 | 1 | 26 | 6 | 1 | | | | | | |
| DEFENSE RATING | | | | DEFENSE RATING | | | | | | | | | | | | | | | | | | | | | |
| OF: ♠♣ | | | | OF: ♠ | | | | | | | | | | | | | | | | | | | | | |





| | | | | | | | | | | | | | | | | | | | | | | | | | |
|-------------------------------------|----------------|----|--|---|----------------|----|--|----|------|----|----|------|------|-----|----|----|----|-----|----|-----|----|------|----|----|------|
| 100 | CRAIG COUNSELL | 2B | HT: 6'0" WT: 180 BATS: LEFT THROWS: RIGHT BORN: 8-21-1970, South Bend, IN | 104 | MIDRE CUMMINGS | OF | HT: 6'1" WT: 190 BATS: LEFT THROWS: RIGHT BORN: 10-14-1971, St. Croix, V.I. | | | | | | | | | | | | | | | | | | |
| 1997 FLORIDA MARLINS BATTING RECORD | | | | 1997 PHILADELPHIA PHILLIES BATTING RECORD | | | | | | | | | | | | | | | | | | | | | |
| G | AB | R | H | 2B | 3B | HR | RBI | SB | SLG | BB | SO | AVG | G | AB | R | H | 2B | 3B | HR | RBI | SB | SLG | BB | SO | AVG |
| 52 | 164 | 20 | 49 | 9 | 2 | 1 | 16 | 1 | .396 | 18 | 17 | .299 | 115 | 314 | 35 | 83 | 22 | 6 | 4 | 31 | 2 | .411 | 31 | 56 | .264 |
| CARDBOARD BASEBALL RATINGS | | | | CARDBOARD BASEBALL RATINGS | | | | | | | | | | | | | | | | | | | | | |
| AVG | H | 2B | 3B | HR | RBI | SB | | | | | | | AVG | H | 2B | 3B | HR | RBI | SB | | | | | | |
| .299 | 49 | 9 | 2 | 1 | 1 | 1 | | | | | | | .264 | 83 | 22 | 6 | 4 | 3 | 1 | | | | | | |
| DEFENSE RATING | | | | DEFENSE RATING | | | | | | | | | | | | | | | | | | | | | |
| 2B: ♠♣♥ | | | | OF: ♠♣ | | | | | | | | | | | | | | | | | | | | | |


| | | | | | | | | | | | | | |
|---|-------------|----|----|----|----|----|-----|-----|------|----|----|------|----|
| 105 | CHAD CURTIS | | | | | | | | | | | | OF |
| HT: 5'10" WT: 175 BATS: RIGHT THROWS: RIGHT BORN: 11-6-1968, Marion, IN | | | | | | | | | | | | | |
| 1997 NEW YORK YANKEES BATTING RECORD | | | | | | | | | | | | | |
| G | AB | R | H | 2B | 3B | HR | RBI | SB | SLG | BB | SO | AVG | |
| 115 | 349 | 59 | 99 | 22 | 1 | 15 | 55 | 12 | .481 | 43 | 59 | .284 | |
| CARDBOARD BASEBALL RATINGS | | | | | | | | | | | | | |
| AVG | H | | | 2B | 3B | | HR | RBI | SB | | | | |
| .284 | 99 | | | 22 | 1 | | 15 | 5 | 1 | | | | |
| DEFENSE RATING | | | | | | | | | | | | | |
| OF:   | | | | | | | | | | | | | |

| | | | | | | | | | | | | | |
|---|------------|----|----|----|----|----|-----|-----|------|----|----|------|----|
| 109 | ERIC DAVIS | | | | | | | | | | | | OF |
| HT: 6'2" WT: 165 BATS: RIGHT THROWS: RIGHT BORN: 5-29-1962, Los Angeles, CA | | | | | | | | | | | | | |
| 1997 BALTIMORE ORIOLES BATTING RECORD | | | | | | | | | | | | | |
| G | AB | R | H | 2B | 3B | HR | RBI | SB | SLG | BB | SO | AVG | |
| 42 | 158 | 29 | 48 | 11 | 0 | 8 | 25 | 6 | .525 | 14 | 47 | .304 | |
| CARDBOARD BASEBALL RATINGS | | | | | | | | | | | | | |
| AVG | H | | | 2B | 3B | | HR | RBI | SB | | | | |
| .304 | 48 | | | 11 | 0 | | 8 | 2 | 1 | | | | |
| DEFENSE RATING | | | | | | | | | | | | | |
| OF:  | | | | | | | | | | | | | |



| | | | | | | | | | | | | | |
|---|--------------|----|-----|----|----|----|-----|-----|------|----|----|------|----|
| 106 | JOHNNY DAMON | | | | | | | | | | | | OF |
| HT: 6'2" WT: 205 BATS: LEFT THROWS: LEFT BORN: 11-5-1973, Fort Riley, KS | | | | | | | | | | | | | |
| 1997 KANSAS CITY ROYALS BATTING RECORD | | | | | | | | | | | | | |
| G | AB | R | H | 2B | 3B | HR | RBI | SB | SLG | BB | SO | AVG | |
| 146 | 472 | 70 | 130 | 12 | 8 | 8 | 48 | 16 | .386 | 42 | 70 | .275 | |
| CARDBOARD BASEBALL RATINGS | | | | | | | | | | | | | |
| AVG | H | | | 2B | 3B | | HR | RBI | SB | | | | |
| .275 | 130 | | | 12 | 8 | | 8 | 4 | 2 | | | | |
| DEFENSE RATING | | | | | | | | | | | | | |
| OF:    | | | | | | | | | | | | | |












| | | | | | | | | | | | | | |
|---|------------|----|-----|----|----|----|-----|-----|------|----|-----|------|----|
| 110 | RUSS DAVIS | | | | | | | | | | | | 3B |
| HT: 6'0" WT: 170 BATS: RIGHT THROWS: RIGHT BORN: 9-13-1969, Birmingham, AL | | | | | | | | | | | | | |
| 1997 SEATTLE MARINERS BATTING RECORD | | | | | | | | | | | | | |
| G | AB | R | H | 2B | 3B | HR | RBI | SB | SLG | BB | SO | AVG | |
| 119 | 420 | 57 | 114 | 29 | 1 | 20 | 63 | 6 | .488 | 27 | 100 | .271 | |
| CARDBOARD BASEBALL RATINGS | | | | | | | | | | | | | |
| AVG | H | | | 2B | 3B | | HR | RBI | SB | | | | |
| .271 | 114 | | | 29 | 1 | | 20 | 6 | 1 | | | | |
| DEFENSE RATING | | | | | | | | | | | | | |
| 3B:   | | | | | | | | | | | | | |

















| | | | | | | | | | | | | | |
|---|----------------|----|-----|----|----|----|-----|-----|------|----|----|------|-------|
| 107 | DARREN DAULTON | | | | | | | | | | | | OF-1B |
| HT: 6'2" WT: 195 BATS: LEFT THROWS: RIGHT BORN: 1-3-1962, Arkansas City, KS | | | | | | | | | | | | | |
| 1997 FLORIDA MARLINS BATTING RECORD | | | | | | | | | | | | | |
| G | AB | R | H | 2B | 3B | HR | RBI | SB | SLG | BB | SO | AVG | |
| 136 | 395 | 68 | 104 | 21 | 8 | 14 | 63 | 6 | .463 | 76 | 74 | .263 | |
| CARDBOARD BASEBALL RATINGS | | | | | | | | | | | | | |
| AVG | H | | | 2B | 3B | | HR | RBI | SB | | | | |
| .263 | 104 | | | 21 | 8 | | 14 | 6 | 1 | | | | |
| DEFENSE RATING | | | | | | | | | | | | | |
| OF:   1B:   | | | | | | | | | | | | | |


















| | | | | | | | | | | | | | |
|---|----------------|----|-----|----|----|----|-----|-----|------|----|-----|------|----|
| 111 | CARLOS DELGADO | | | | | | | | | | | | 1B |
| HT: 6'3" WT: 245 BATS: LEFT THROWS: RIGHT BORN: 6-25-1972, Aguadilla, P.R. | | | | | | | | | | | | | |
| 1997 TORONTO BLUE JAYS BATTING RECORD | | | | | | | | | | | | | |
| G | AB | R | H | 2B | 3B | HR | RBI | SB | SLG | BB | SO | AVG | |
| 153 | 519 | 79 | 136 | 42 | 3 | 30 | 91 | 0 | .528 | 64 | 133 | .262 | |
| CARDBOARD BASEBALL RATINGS | | | | | | | | | | | | | |
| AVG | H | | | 2B | 3B | | HR | RBI | SB | | | | |
| .262 | 136 | | | 42 | 3 | | 30 | 9 | 1 | | | | |
| DEFENSE RATING | | | | | | | | | | | | | |
| 1B:  | | | | | | | | | | | | | |

















| | | | | | | | | | | | | | |
|---|-------------|----|-----|----|----|----|-----|-----|------|----|----|------|----|
| 108 | CHILI DAVIS | | | | | | | | | | | | DH |
| HT: 6'3" WT: 195 BATS: BOTH THROWS: RIGHT BORN: 1-17-1960, Kingston, Jamaica | | | | | | | | | | | | | |
| 1997 KANSAS CITY ROYALS BATTING RECORD | | | | | | | | | | | | | |
| G | AB | R | H | 2B | 3B | HR | RBI | SB | SLG | BB | SO | AVG | |
| 140 | 477 | 71 | 133 | 20 | 0 | 30 | 90 | 6 | .509 | 85 | 96 | .279 | |
| CARDBOARD BASEBALL RATINGS | | | | | | | | | | | | | |
| AVG | H | | | 2B | 3B | | HR | RBI | SB | | | | |
| .279 | 133 | | | 20 | 0 | | 30 | 9 | 1 | | | | |
| DEFENSE RATING | | | | | | | | | | | | | |




























| | | | | | | | | | | | | | |
|---|------------------|----|-----|----|----|----|-----|-----|------|----|----|------|----|
| 112 | DELINO DESHIELDS | | | | | | | | | | | | 2B |
| HT: 6'1" WT: 170 BATS: LEFT THROWS: RIGHT BORN: 1-15-1969, Seaford, DE | | | | | | | | | | | | | |
| 1997 ST. LOUIS CARDINALS BATTING RECORD | | | | | | | | | | | | | |
| G | AB | R | H | 2B | 3B | HR | RBI | SB | SLG | BB | SO | AVG | |
| 150 | 572 | 92 | 169 | 26 | 14 | 11 | 58 | 55 | .448 | 55 | 72 | .295 | |
| CARDBOARD BASEBALL RATINGS | | | | | | | | | | | | | |
| AVG | H | | | 2B | 3B | | HR | RBI | SB | | | | |
| .295 | 169 | | | 26 | 14 | | 11 | 5 | 6 | | | | |
| DEFENSE RATING | | | | | | | | | | | | | |
| 2B:   | | | | | | | | | | | | | |






















| <div>113</div> <div>MIKE DEVEREAUX</div> <div>OF</div> <div>HT: 6'0" WT: 195 BATS: RIGHT THROWS: RIGHT BORN: 4-10-1963, Casper, WY</div> <div>1997 TEXAS RANGERS BATTING RECORD</div> <table><tr><th>G</th><th>AB</th><th>R</th><th>H</th><th>2B</th><th>3B</th><th>HR</th><th>RBI</th><th>SB</th><th>SLG</th><th>BB</th><th>SO</th><th>AVG</th></tr><tr><td>29</td><td>72</td><td>8</td><td>15</td><td>3</td><td>0</td><td>0</td><td>7</td><td>1</td><td>.250</td><td>7</td><td>10</td><td>.208</td></tr></table> <div>CARDBOARD BASEBALL RATINGS</div> <table><tr><th>AVG</th><th>H</th><th>2B</th><th>3B</th><th>HR</th><th>RBI</th><th>SB</th></tr><tr><td>.208</td><td>15</td><td>3</td><td>0</td><td>0</td><td>0</td><td>1</td></tr></table> <div>DEFENSE RATING</div> <div>OF: </div> | | | | | | | | | | | | | G | AB | R | H | 2B | 3B | HR | RBI | SB | SLG | BB | SO | AVG | 29 | 72 | 8 | 15 | 3 | 0 | 0 | 7 | 1 | .250 | 7 | 10 | .208 | AVG | H | 2B | 3B | HR | RBI | SB | .208 | 15 | 3 | 0 | 0 | 0 | 1 | <div>117</div> <div>GARY DISARCINA</div> <div>SS</div> <div>HT: 6'1" WT: 170 BATS: RIGHT THROWS: RIGHT BORN: 11-19-1967, Malden, MA</div> <div>1997 ANAHEIM ANGELS BATTING RECORD</div> <table><tr><th>G</th><th>AB</th><th>R</th><th>H</th><th>2B</th><th>3B</th><th>HR</th><th>RBI</th><th>SB</th><th>SLG</th><th>BB</th><th>SO</th><th>AVG</th></tr><tr><td>154</td><td>549</td><td>52</td><td>135</td><td>28</td><td>2</td><td>4</td><td>47</td><td>7</td><td>.326</td><td>17</td><td>29</td><td>.246</td></tr></table> <div>CARDBOARD BASEBALL RATINGS</div> <table><tr><th>AVG</th><th>H</th><th>2B</th><th>3B</th><th>HR</th><th>RBI</th><th>SB</th></tr><tr><td>.246</td><td>135</td><td>28</td><td>2</td><td>4</td><td>4</td><td>1</td></tr></table> <div>DEFENSE RATING</div> <div>SS: </div> | | | | | | | | | | | | | G | AB | R | H | 2B | 3B | HR | RBI | SB | SLG | BB | SO | AVG | 154 | 549 | 52 | 135 | 28 | 2 | 4 | 47 | 7 | .326 | 17 | 29 | .246 | AVG | H | 2B | 3B | HR | RBI | SB | .246 | 135 | 28 | 2 | 4 | 4 | 1 |
|---|-----|----|-----|----|-----|----|-----|----|------|----|----|------|---|----|---|---|----|----|----|-----|----|-----|----|----|-----|----|-----|----|----|----|---|---|----|---|------|----|----|------|-----|---|----|----|----|-----|----|------|----|----|---|---|---|---|--|--|--|--|--|--|--|--|--|--|--|--|--|---|----|---|---|----|----|----|-----|----|-----|----|----|-----|-----|-----|----|-----|----|---|---|----|---|------|----|----|------|-----|---|----|----|----|-----|----|------|-----|----|---|---|---|---|
| G | AB | R | H | 2B | 3B | HR | RBI | SB | SLG | BB | SO | AVG | | | | | | | | | | | | | | | | | | | | | | | | | | | | | | | | | | | | | | | | | | | | | | | | | | | | | | | | | | | | | | | | | | | | | | | | | | | | | | | | | | | | | | | | | | | | | |
| 29 | 72 | 8 | 15 | 3 | 0 | 0 | 7 | 1 | .250 | 7 | 10 | .208 | | | | | | | | | | | | | | | | | | | | | | | | | | | | | | | | | | | | | | | | | | | | | | | | | | | | | | | | | | | | | | | | | | | | | | | | | | | | | | | | | | | | | | | | | | | | | |
| AVG | H | 2B | 3B | HR | RBI | SB | | | | | | | | | | | | | | | | | | | | | | | | | | | | | | | | | | | | | | | | | | | | | | | | | | | | | | | | | | | | | | | | | | | | | | | | | | | | | | | | | | | | | | | | | | | | | | | | | | | |
| .208 | 15 | 3 | 0 | 0 | 0 | 1 | | | | | | | | | | | | | | | | | | | | | | | | | | | | | | | | | | | | | | | | | | | | | | | | | | | | | | | | | | | | | | | | | | | | | | | | | | | | | | | | | | | | | | | | | | | | | | | | | | | |
| G | AB | R | H | 2B | 3B | HR | RBI | SB | SLG | BB | SO | AVG | | | | | | | | | | | | | | | | | | | | | | | | | | | | | | | | | | | | | | | | | | | | | | | | | | | | | | | | | | | | | | | | | | | | | | | | | | | | | | | | | | | | | | | | | | | | | |
| 154 | 549 | 52 | 135 | 28 | 2 | 4 | 47 | 7 | .326 | 17 | 29 | .246 | | | | | | | | | | | | | | | | | | | | | | | | | | | | | | | | | | | | | | | | | | | | | | | | | | | | | | | | | | | | | | | | | | | | | | | | | | | | | | | | | | | | | | | | | | | | | |
| AVG | H | 2B | 3B | HR | RBI | SB | | | | | | | | | | | | | | | | | | | | | | | | | | | | | | | | | | | | | | | | | | | | | | | | | | | | | | | | | | | | | | | | | | | | | | | | | | | | | | | | | | | | | | | | | | | | | | | | | | | |
| .246 | 135 | 28 | 2 | 4 | 4 | 1 | | | | | | | | | | | | | | | | | | | | | | | | | | | | | | | | | | | | | | | | | | | | | | | | | | | | | | | | | | | | | | | | | | | | | | | | | | | | | | | | | | | | | | | | | | | | | | | | | | | |
| <div>114</div> <div>ALEX DIAZ</div> <div>OF</div> <div>HT: 5'11" WT: 175 BATS: BOTH THROWS: RIGHT BORN: 10-5-1968, Brooklyn, NY</div> <div>1997 TEXAS RANGERS BATTING RECORD</div> <table><tr><th>G</th><th>AB</th><th>R</th><th>H</th><th>2B</th><th>3B</th><th>HR</th><th>RBI</th><th>SB</th><th>SLG</th><th>BB</th><th>SO</th><th>AVG</th></tr><tr><td>28</td><td>90</td><td>8</td><td>20</td><td>4</td><td>0</td><td>2</td><td>12</td><td>1</td><td>.333</td><td>5</td><td>13</td><td>.222</td></tr></table> <div>CARDBOARD BASEBALL RATINGS</div> <table><tr><th>AVG</th><th>H</th><th>2B</th><th>3B</th><th>HR</th><th>RBI</th><th>SB</th></tr><tr><td>.222</td><td>20</td><td>4</td><td>0</td><td>2</td><td>1</td><td>1</td></tr></table> <div>DEFENSE RATING</div> <div>OF: </div> | | | | | | | | | | | | | G | AB | R | H | 2B | 3B | HR | RBI | SB | SLG | BB | SO | AVG | 28 | 90 | 8 | 20 | 4 | 0 | 2 | 12 | 1 | .333 | 5 | 13 | .222 | AVG | H | 2B | 3B | HR | RBI | SB | .222 | 20 | 4 | 0 | 2 | 1 | 1 | <div>118</div> <div>ROB DUCEY</div> <div>OF</div> <div>HT: 6'2" WT: 175 BATS: LEFT THROWS: RIGHT BORN: 5-24-1965, Toronto, ON, CAN</div> <div>1997 SEATTLE MARINERS BATTING RECORD</div> <table><tr><th>G</th><th>AB</th><th>R</th><th>H</th><th>2B</th><th>3B</th><th>HR</th><th>RBI</th><th>SB</th><th>SLG</th><th>BB</th><th>SO</th><th>AVG</th></tr><tr><td>76</td><td>143</td><td>25</td><td>41</td><td>15</td><td>2</td><td>5</td><td>10</td><td>3</td><td>.524</td><td>6</td><td>31</td><td>.287</td></tr></table> <div>CARDBOARD BASEBALL RATINGS</div> <table><tr><th>AVG</th><th>H</th><th>2B</th><th>3B</th><th>HR</th><th>RBI</th><th>SB</th></tr><tr><td>.287</td><td>41</td><td>15</td><td>2</td><td>5</td><td>1</td><td>1</td></tr></table> <div>DEFENSE RATING</div> <div>OF: </div> | | | | | | | | | | | | | G | AB | R | H | 2B | 3B | HR | RBI | SB | SLG | BB | SO | AVG | 76 | 143 | 25 | 41 | 15 | 2 | 5 | 10 | 3 | .524 | 6 | 31 | .287 | AVG | H | 2B | 3B | HR | RBI | SB | .287 | 41 | 15 | 2 | 5 | 1 | 1 |
| G | AB | R | H | 2B | 3B | HR | RBI | SB | SLG | BB | SO | AVG | | | | | | | | | | | | | | | | | | | | | | | | | | | | | | | | | | | | | | | | | | | | | | | | | | | | | | | | | | | | | | | | | | | | | | | | | | | | | | | | | | | | | | | | | | | | | |
| 28 | 90 | 8 | 20 | 4 | 0 | 2 | 12 | 1 | .333 | 5 | 13 | .222 | | | | | | | | | | | | | | | | | | | | | | | | | | | | | | | | | | | | | | | | | | | | | | | | | | | | | | | | | | | | | | | | | | | | | | | | | | | | | | | | | | | | | | | | | | | | | |
| AVG | H | 2B | 3B | HR | RBI | SB | | | | | | | | | | | | | | | | | | | | | | | | | | | | | | | | | | | | | | | | | | | | | | | | | | | | | | | | | | | | | | | | | | | | | | | | | | | | | | | | | | | | | | | | | | | | | | | | | | | |
| .222 | 20 | 4 | 0 | 2 | 1 | 1 | | | | | | | | | | | | | | | | | | | | | | | | | | | | | | | | | | | | | | | | | | | | | | | | | | | | | | | | | | | | | | | | | | | | | | | | | | | | | | | | | | | | | | | | | | | | | | | | | | | |
| G | AB | R | H | 2B | 3B | HR | RBI | SB | SLG | BB | SO | AVG | | | | | | | | | | | | | | | | | | | | | | | | | | | | | | | | | | | | | | | | | | | | | | | | | | | | | | | | | | | | | | | | | | | | | | | | | | | | | | | | | | | | | | | | | | | | | |
| 76 | 143 | 25 | 41 | 15 | 2 | 5 | 10 | 3 | .524 | 6 | 31 | .287 | | | | | | | | | | | | | | | | | | | | | | | | | | | | | | | | | | | | | | | | | | | | | | | | | | | | | | | | | | | | | | | | | | | | | | | | | | | | | | | | | | | | | | | | | | | | | |
| AVG | H | 2B | 3B | HR | RBI | SB | | | | | | | | | | | | | | | | | | | | | | | | | | | | | | | | | | | | | | | | | | | | | | | | | | | | | | | | | | | | | | | | | | | | | | | | | | | | | | | | | | | | | | | | | | | | | | | | | | | |
| .287 | 41 | 15 | 2 | 5 | 1 | 1 | | | | | | | | | | | | | | | | | | | | | | | | | | | | | | | | | | | | | | | | | | | | | | | | | | | | | | | | | | | | | | | | | | | | | | | | | | | | | | | | | | | | | | | | | | | | | | | | | | | |
| <div>115</div> <div>EDDY DIAZ</div> <div>2B</div> <div>HT: 5'10" WT: 160 BATS: RIGHT THROWS: RIGHT BORN: 9-29-1971, Barquisimeto, Venezuela</div> <div>1997 MILWAUKEE BREWERS BATTING RECORD</div> <table><tr><th>G</th><th>AB</th><th>R</th><th>H</th><th>2B</th><th>3B</th><th>HR</th><th>RBI</th><th>SB</th><th>SLG</th><th>BB</th><th>SO</th><th>AVG</th></tr><tr><td>16</td><td>50</td><td>4</td><td>11</td><td>2</td><td>1</td><td>0</td><td>7</td><td>0</td><td>.300</td><td>1</td><td>5</td><td>.220</td></tr></table> <div>CARDBOARD BASEBALL RATINGS</div> <table><tr><th>AVG</th><th>H</th><th>2B</th><th>3B</th><th>HR</th><th>RBI</th><th>SB</th></tr><tr><td>.220</td><td>11</td><td>2</td><td>1</td><td>0</td><td>0</td><td>1</td></tr></table> <div>DEFENSE RATING</div> <div>2B: </div> | | | | | | | | | | | | | G | AB | R | H | 2B | 3B | HR | RBI | SB | SLG | BB | SO | AVG | 16 | 50 | 4 | 11 | 2 | 1 | 0 | 7 | 0 | .300 | 1 | 5 | .220 | AVG | H | 2B | 3B | HR | RBI | SB | .220 | 11 | 2 | 1 | 0 | 0 | 1 | <div>119</div> <div>MARIANO DUNCAN</div> <div>2B-OF</div> <div>HT: 6'0" WT: 160 BATS: RIGHT THROWS: RIGHT BORN: 3-13-1963, San Pedro de Macoris, D.R.</div> <div>1997 TORONTO BLUE JAYS BATTING RECORD</div> <table><tr><th>G</th><th>AB</th><th>R</th><th>H</th><th>2B</th><th>3B</th><th>HR</th><th>RBI</th><th>SB</th><th>SLG</th><th>BB</th><th>SO</th><th>AVG</th></tr><tr><td>89</td><td>339</td><td>36</td><td>80</td><td>14</td><td>0</td><td>1</td><td>25</td><td>6</td><td>.286</td><td>12</td><td>78</td><td>.236</td></tr></table> <div>CARDBOARD BASEBALL RATINGS</div> <table><tr><th>AVG</th><th>H</th><th>2B</th><th>3B</th><th>HR</th><th>RBI</th><th>SB</th></tr><tr><td>.236</td><td>80</td><td>14</td><td>0</td><td>1</td><td>2</td><td>1</td></tr></table> <div>DEFENSE RATING</div> <div>2B:  OF: </div> | | | | | | | | | | | | | G | AB | R | H | 2B | 3B | HR | RBI | SB | SLG | BB | SO | AVG | 89 | 339 | 36 | 80 | 14 | 0 | 1 | 25 | 6 | .286 | 12 | 78 | .236 | AVG | H | 2B | 3B | HR | RBI | SB | .236 | 80 | 14 | 0 | 1 | 2 | 1 |
| G | AB | R | H | 2B | 3B | HR | RBI | SB | SLG | BB | SO | AVG | | | | | | | | | | | | | | | | | | | | | | | | | | | | | | | | | | | | | | | | | | | | | | | | | | | | | | | | | | | | | | | | | | | | | | | | | | | | | | | | | | | | | | | | | | | | | |
| 16 | 50 | 4 | 11 | 2 | 1 | 0 | 7 | 0 | .300 | 1 | 5 | .220 | | | | | | | | | | | | | | | | | | | | | | | | | | | | | | | | | | | | | | | | | | | | | | | | | | | | | | | | | | | | | | | | | | | | | | | | | | | | | | | | | | | | | | | | | | | | | |
| AVG | H | 2B | 3B | HR | RBI | SB | | | | | | | | | | | | | | | | | | | | | | | | | | | | | | | | | | | | | | | | | | | | | | | | | | | | | | | | | | | | | | | | | | | | | | | | | | | | | | | | | | | | | | | | | | | | | | | | | | | |
| .220 | 11 | 2 | 1 | 0 | 0 | 1 | | | | | | | | | | | | | | | | | | | | | | | | | | | | | | | | | | | | | | | | | | | | | | | | | | | | | | | | | | | | | | | | | | | | | | | | | | | | | | | | | | | | | | | | | | | | | | | | | | | |
| G | AB | R | H | 2B | 3B | HR | RBI | SB | SLG | BB | SO | AVG | | | | | | | | | | | | | | | | | | | | | | | | | | | | | | | | | | | | | | | | | | | | | | | | | | | | | | | | | | | | | | | | | | | | | | | | | | | | | | | | | | | | | | | | | | | | | |
| 89 | 339 | 36 | 80 | 14 | 0 | 1 | 25 | 6 | .286 | 12 | 78 | .236 | | | | | | | | | | | | | | | | | | | | | | | | | | | | | | | | | | | | | | | | | | | | | | | | | | | | | | | | | | | | | | | | | | | | | | | | | | | | | | | | | | | | | | | | | | | | | |
| AVG | H | 2B | 3B | HR | RBI | SB | | | | | | | | | | | | | | | | | | | | | | | | | | | | | | | | | | | | | | | | | | | | | | | | | | | | | | | | | | | | | | | | | | | | | | | | | | | | | | | | | | | | | | | | | | | | | | | | | | | |
| .236 | 80 | 14 | 0 | 1 | 2 | 1 | | | | | | | | | | | | | | | | | | | | | | | | | | | | | | | | | | | | | | | | | | | | | | | | | | | | | | | | | | | | | | | | | | | | | | | | | | | | | | | | | | | | | | | | | | | | | | | | | | | |
| <div>116</div> <div>MIKE DIFELICE</div> <div>C</div> <div>HT: 6'2" WT: 205 BATS: RIGHT THROWS: RIGHT BORN: 5-28-1969, Philadelphia, PA</div> <div>1997 ST. LOUIS CARDINALS BATTING RECORD</div> <table><tr><th>G</th><th>AB</th><th>R</th><th>H</th><th>2B</th><th>3B</th><th>HR</th><th>RBI</th><th>SB</th><th>SLG</th><th>BB</th><th>SO</th><th>AVG</th></tr><tr><td>93</td><td>260</td><td>16</td><td>62</td><td>10</td><td>1</td><td>4</td><td>30</td><td>1</td><td>.331</td><td>19</td><td>61</td><td>.238</td></tr></table> <div>CARDBOARD BASEBALL RATINGS</div> <table><tr><th>AVG</th><th>H</th><th>2B</th><th>3B</th><th>HR</th><th>RBI</th><th>SB</th></tr><tr><td>.238</td><td>62</td><td>10</td><td>1</td><td>4</td><td>3</td><td>1</td></tr></table> <div>DEFENSE RATING</div> | | | | | | | | | | | | | G | AB | R | H | 2B | 3B | HR | RBI | SB | SLG | BB | SO | AVG | 93 | 260 | 16 | 62 | 10 | 1 | 4 | 30 | 1 | .331 | 19 | 61 | .238 | AVG | H | 2B | 3B | HR | RBI | SB | .238 | 62 | 10 | 1 | 4 | 3 | 1 | <div>120</div> <div>TODD DUNN</div> <div>OF</div> <div>HT: 6'5" WT: 220 BATS: RIGHT THROWS: RIGHT BORN: 7-29-1970, Tulsa, OK</div> <div>1997 MILWAUKEE BREWERS BATTING RECORD</div> <table><tr><th>G</th><th>AB</th><th>R</th><th>H</th><th>2B</th><th>3B</th><th>HR</th><th>RBI</th><th>SB</th><th>SLG</th><th>BB</th><th>SO</th><th>AVG</th></tr><tr><td>44</td><td>118</td><td>17</td><td>27</td><td>5</td><td>0</td><td>3</td><td>9</td><td>3</td><td>.347</td><td>2</td><td>39</td><td>.229</td></tr></table> <div>CARDBOARD BASEBALL RATINGS</div> <table><tr><th>AVG</th><th>H</th><th>2B</th><th>3B</th><th>HR</th><th>RBI</th><th>SB</th></tr><tr><td>.229</td><td>27</td><td>5</td><td>0</td><td>3</td><td>0</td><td>1</td></tr></table> <div>DEFENSE RATING</div> <div>OF: </div> | | | | | | | | | | | | | G | AB | R | H | 2B | 3B | HR | RBI | SB | SLG | BB | SO | AVG | 44 | 118 | 17 | 27 | 5 | 0 | 3 | 9 | 3 | .347 | 2 | 39 | .229 | AVG | H | 2B | 3B | HR | RBI | SB | .229 | 27 | 5 | 0 | 3 | 0 | 1 |
| G | AB | R | H | 2B | 3B | HR | RBI | SB | SLG | BB | SO | AVG | | | | | | | | | | | | | | | | | | | | | | | | | | | | | | | | | | | | | | | | | | | | | | | | | | | | | | | | | | | | | | | | | | | | | | | | | | | | | | | | | | | | | | | | | | | | | |
| 93 | 260 | 16 | 62 | 10 | 1 | 4 | 30 | 1 | .331 | 19 | 61 | .238 | | | | | | | | | | | | | | | | | | | | | | | | | | | | | | | | | | | | | | | | | | | | | | | | | | | | | | | | | | | | | | | | | | | | | | | | | | | | | | | | | | | | | | | | | | | | | |
| AVG | H | 2B | 3B | HR | RBI | SB | | | | | | | | | | | | | | | | | | | | | | | | | | | | | | | | | | | | | | | | | | | | | | | | | | | | | | | | | | | | | | | | | | | | | | | | | | | | | | | | | | | | | | | | | | | | | | | | | | | |
| .238 | 62 | 10 | 1 | 4 | 3 | 1 | | | | | | | | | | | | | | | | | | | | | | | | | | | | | | | | | | | | | | | | | | | | | | | | | | | | | | | | | | | | | | | | | | | | | | | | | | | | | | | | | | | | | | | | | | | | | | | | | | | |
| G | AB | R | H | 2B | 3B | HR | RBI | SB | SLG | BB | SO | AVG | | | | | | | | | | | | | | | | | | | | | | | | | | | | | | | | | | | | | | | | | | | | | | | | | | | | | | | | | | | | | | | | | | | | | | | | | | | | | | | | | | | | | | | | | | | | | |
| 44 | 118 | 17 | 27 | 5 | 0 | 3 | 9 | 3 | .347 | 2 | 39 | .229 | | | | | | | | | | | | | | | | | | | | | | | | | | | | | | | | | | | | | | | | | | | | | | | | | | | | | | | | | | | | | | | | | | | | | | | | | | | | | | | | | | | | | | | | | | | | | |
| AVG | H | 2B | 3B | HR | RBI | SB | | | | | | | | | | | | | | | | | | | | | | | | | | | | | | | | | | | | | | | | | | | | | | | | | | | | | | | | | | | | | | | | | | | | | | | | | | | | | | | | | | | | | | | | | | | | | | | | | | | |
| .229 | 27 | 5 | 0 | 3 | 0 | 1 | | | | | | | | | | | | | | | | | | | | | | | | | | | | | | | | | | | | | | | | | | | | | | | | | | | | | | | | | | | | | | | | | | | | | | | | | | | | | | | | | | | | | | | | | | | | | | | | | | | |


| | | | | | | | | | | | | | | | | | | | | | | | | | | | | | | | | | | | | | | | | | | | | | | | | | | | | | | | | | | | | | | | | | | | | | | | | | | | | | | | | | |
|---|-----|-----|-----|----|-----|----|-----|-----|------|-----|-----|------|-----|-----|-----|-----|-----|----|---|----|----|----|------|----|----|------|-----|---|----|----|----|-----|----|------|-----|----|---|----|---|---|--|---|----|---|---|----|----|----|-----|----|-----|----|----|-----|-----|-----|----|-----|----|---|----|----|----|------|----|-----|------|-----|---|----|----|----|-----|----|------|-----|----|---|----|---|---|
| <div>121</div> <div>SHAWON DUNSTON</div> <div>SS-OF</div> <div>HT: 6'1" WT: 175 BATS: RIGHT THROWS: RIGHT BORN: 3-21-1963, Brooklyn, NY</div> <div>1997 PITTSBURGH PIRATES BATTING RECORD</div> <table><tr><td>G</td><td>AB</td><td>R</td><td>H</td><td>2B</td><td>3B</td><td>HR</td><td>RBI</td><td>SB</td><td>SLG</td><td>BB</td><td>SO</td><td>AVG</td></tr><tr><td>132</td><td>490</td><td>71</td><td>147</td><td>22</td><td>5</td><td>14</td><td>57</td><td>32</td><td>.451</td><td>8</td><td>75</td><td>.300</td></tr></table> <div>CARDBOARD BASEBALL RATINGS</div> <table><tr><td>AVG</td><td>H</td><td>2B</td><td>3B</td><td>HR</td><td>RBI</td><td>SB</td></tr><tr><td>.300</td><td>147</td><td>22</td><td>5</td><td>14</td><td>5</td><td>3</td></tr></table> <div>DEFENSE RATING</div> <div>SS:  OF: </div> | G | AB | R | H | 2B | 3B | HR | RBI | SB | SLG | BB | SO | AVG | 132 | 490 | 71 | 147 | 22 | 5 | 14 | 57 | 32 | .451 | 8 | 75 | .300 | AVG | H | 2B | 3B | HR | RBI | SB | .300 | 147 | 22 | 5 | 14 | 5 | 3 | <div>125</div> <div>DAMION EASLEY</div> <div>2B-SS</div> <div>HT: 5'11" WT: 155 BATS: RIGHT THROWS: RIGHT BORN: 11-11-1969, New York, NY</div> <div>1997 DETROIT TIGERS BATTING RECORD</div> <table><tr><td>G</td><td>AB</td><td>R</td><td>H</td><td>2B</td><td>3B</td><td>HR</td><td>RBI</td><td>SB</td><td>SLG</td><td>BB</td><td>SO</td><td>AVG</td></tr><tr><td>151</td><td>527</td><td>97</td><td>139</td><td>37</td><td>3</td><td>22</td><td>72</td><td>28</td><td>.471</td><td>68</td><td>102</td><td>.264</td></tr></table> <div>CARDBOARD BASEBALL RATINGS</div> <table><tr><td>AVG</td><td>H</td><td>2B</td><td>3B</td><td>HR</td><td>RBI</td><td>SB</td></tr><tr><td>.264</td><td>139</td><td>37</td><td>3</td><td>22</td><td>7</td><td>3</td></tr></table> <div>DEFENSE RATING</div> <div>2B:  SS: </div> | G | AB | R | H | 2B | 3B | HR | RBI | SB | SLG | BB | SO | AVG | 151 | 527 | 97 | 139 | 37 | 3 | 22 | 72 | 28 | .471 | 68 | 102 | .264 | AVG | H | 2B | 3B | HR | RBI | SB | .264 | 139 | 37 | 3 | 22 | 7 | 3 |
| G | AB | R | H | 2B | 3B | HR | RBI | SB | SLG | BB | SO | AVG | | | | | | | | | | | | | | | | | | | | | | | | | | | | | | | | | | | | | | | | | | | | | | | | | | | | | | | | | | | | | | | | | | | | | |
| 132 | 490 | 71 | 147 | 22 | 5 | 14 | 57 | 32 | .451 | 8 | 75 | .300 | | | | | | | | | | | | | | | | | | | | | | | | | | | | | | | | | | | | | | | | | | | | | | | | | | | | | | | | | | | | | | | | | | | | | |
| AVG | H | 2B | 3B | HR | RBI | SB | | | | | | | | | | | | | | | | | | | | | | | | | | | | | | | | | | | | | | | | | | | | | | | | | | | | | | | | | | | | | | | | | | | | | | | | | | | |
| .300 | 147 | 22 | 5 | 14 | 5 | 3 | | | | | | | | | | | | | | | | | | | | | | | | | | | | | | | | | | | | | | | | | | | | | | | | | | | | | | | | | | | | | | | | | | | | | | | | | | | |
| G | AB | R | H | 2B | 3B | HR | RBI | SB | SLG | BB | SO | AVG | | | | | | | | | | | | | | | | | | | | | | | | | | | | | | | | | | | | | | | | | | | | | | | | | | | | | | | | | | | | | | | | | | | | | |
| 151 | 527 | 97 | 139 | 37 | 3 | 22 | 72 | 28 | .471 | 68 | 102 | .264 | | | | | | | | | | | | | | | | | | | | | | | | | | | | | | | | | | | | | | | | | | | | | | | | | | | | | | | | | | | | | | | | | | | | | |
| AVG | H | 2B | 3B | HR | RBI | SB | | | | | | | | | | | | | | | | | | | | | | | | | | | | | | | | | | | | | | | | | | | | | | | | | | | | | | | | | | | | | | | | | | | | | | | | | | | |
| .264 | 139 | 37 | 3 | 22 | 7 | 3 | | | | | | | | | | | | | | | | | | | | | | | | | | | | | | | | | | | | | | | | | | | | | | | | | | | | | | | | | | | | | | | | | | | | | | | | | | | |
| <div>122</div> <div>TODD DUNWOODY</div> <div>OF</div> <div>HT: 6'1" WT: 190 BATS: LEFT THROWS: LEFT BORN: 4-11-1975, Lafayette, IN</div> <div>1997 FLORIDA MARLINS BATTING RECORD</div> <table><tr><td>G</td><td>AB</td><td>R</td><td>H</td><td>2B</td><td>3B</td><td>HR</td><td>RBI</td><td>SB</td><td>SLG</td><td>BB</td><td>SO</td><td>AVG</td></tr><tr><td>19</td><td>50</td><td>7</td><td>13</td><td>2</td><td>2</td><td>2</td><td>7</td><td>2</td><td>.500</td><td>7</td><td>21</td><td>.260</td></tr></table> <div>CARDBOARD BASEBALL RATINGS</div> <table><tr><td>AVG</td><td>H</td><td>2B</td><td>3B</td><td>HR</td><td>RBI</td><td>SB</td></tr><tr><td>.260</td><td>13</td><td>2</td><td>2</td><td>2</td><td>0</td><td>1</td></tr></table> <div>DEFENSE RATING</div> <div>OF: </div> | G | AB | R | H | 2B | 3B | HR | RBI | SB | SLG | BB | SO | AVG | 19 | 50 | 7 | 13 | 2 | 2 | 2 | 7 | 2 | .500 | 7 | 21 | .260 | AVG | H | 2B | 3B | HR | RBI | SB | .260 | 13 | 2 | 2 | 2 | 0 | 1 | <div>126</div> <div>JIM EDMONDS</div> <div>OF-1B</div> <div>HT: 6'1" WT: 210 BATS: LEFT THROWS: LEFT BORN: 6-27-1970, Fullerton, CA</div> <div>1997 ANAHEIM ANGELS BATTING RECORD</div> <table><tr><td>G</td><td>AB</td><td>R</td><td>H</td><td>2B</td><td>3B</td><td>HR</td><td>RBI</td><td>SB</td><td>SLG</td><td>BB</td><td>SO</td><td>AVG</td></tr><tr><td>133</td><td>502</td><td>82</td><td>146</td><td>27</td><td>0</td><td>26</td><td>80</td><td>5</td><td>.500</td><td>60</td><td>80</td><td>.291</td></tr></table> <div>CARDBOARD BASEBALL RATINGS</div> <table><tr><td>AVG</td><td>H</td><td>2B</td><td>3B</td><td>HR</td><td>RBI</td><td>SB</td></tr><tr><td>.291</td><td>146</td><td>27</td><td>0</td><td>26</td><td>8</td><td>1</td></tr></table> <div>DEFENSE RATING</div> <div>OF:  1B: </div> | G | AB | R | H | 2B | 3B | HR | RBI | SB | SLG | BB | SO | AVG | 133 | 502 | 82 | 146 | 27 | 0 | 26 | 80 | 5 | .500 | 60 | 80 | .291 | AVG | H | 2B | 3B | HR | RBI | SB | .291 | 146 | 27 | 0 | 26 | 8 | 1 |
| G | AB | R | H | 2B | 3B | HR | RBI | SB | SLG | BB | SO | AVG | | | | | | | | | | | | | | | | | | | | | | | | | | | | | | | | | | | | | | | | | | | | | | | | | | | | | | | | | | | | | | | | | | | | | |
| 19 | 50 | 7 | 13 | 2 | 2 | 2 | 7 | 2 | .500 | 7 | 21 | .260 | | | | | | | | | | | | | | | | | | | | | | | | | | | | | | | | | | | | | | | | | | | | | | | | | | | | | | | | | | | | | | | | | | | | | |
| AVG | H | 2B | 3B | HR | RBI | SB | | | | | | | | | | | | | | | | | | | | | | | | | | | | | | | | | | | | | | | | | | | | | | | | | | | | | | | | | | | | | | | | | | | | | | | | | | | |
| .260 | 13 | 2 | 2 | 2 | 0 | 1 | | | | | | | | | | | | | | | | | | | | | | | | | | | | | | | | | | | | | | | | | | | | | | | | | | | | | | | | | | | | | | | | | | | | | | | | | | | |
| G | AB | R | H | 2B | 3B | HR | RBI | SB | SLG | BB | SO | AVG | | | | | | | | | | | | | | | | | | | | | | | | | | | | | | | | | | | | | | | | | | | | | | | | | | | | | | | | | | | | | | | | | | | | | |
| 133 | 502 | 82 | 146 | 27 | 0 | 26 | 80 | 5 | .500 | 60 | 80 | .291 | | | | | | | | | | | | | | | | | | | | | | | | | | | | | | | | | | | | | | | | | | | | | | | | | | | | | | | | | | | | | | | | | | | | | |
| AVG | H | 2B | 3B | HR | RBI | SB | | | | | | | | | | | | | | | | | | | | | | | | | | | | | | | | | | | | | | | | | | | | | | | | | | | | | | | | | | | | | | | | | | | | | | | | | | | |
| .291 | 146 | 27 | 0 | 26 | 8 | 1 | | | | | | | | | | | | | | | | | | | | | | | | | | | | | | | | | | | | | | | | | | | | | | | | | | | | | | | | | | | | | | | | | | | | | | | | | | | |
| <div>123</div> <div>RAY DURHAM</div> <div>2B</div> <div>HT: 5'8" WT: 170 BATS: BOTH THROWS: RIGHT BORN: 11-30-1971, Charlotte, NC</div> <div>1997 CHICAGO WHITE SOX BATTING RECORD</div> <table><tr><td>G</td><td>AB</td><td>R</td><td>H</td><td>2B</td><td>3B</td><td>HR</td><td>RBI</td><td>SB</td><td>SLG</td><td>BB</td><td>SO</td><td>AVG</td></tr><tr><td>155</td><td>634</td><td>106</td><td>172</td><td>27</td><td>5</td><td>11</td><td>53</td><td>33</td><td>.382</td><td>61</td><td>96</td><td>.271</td></tr></table> <div>CARDBOARD BASEBALL RATINGS</div> <table><tr><td>AVG</td><td>H</td><td>2B</td><td>3B</td><td>HR</td><td>RBI</td><td>SB</td></tr><tr><td>.271</td><td>172</td><td>27</td><td>5</td><td>11</td><td>5</td><td>3</td></tr></table> <div>DEFENSE RATING</div> <div>2B: </div> | G | AB | R | H | 2B | 3B | HR | RBI | SB | SLG | BB | SO | AVG | 155 | 634 | 106 | 172 | 27 | 5 | 11 | 53 | 33 | .382 | 61 | 96 | .271 | AVG | H | 2B | 3B | HR | RBI | SB | .271 | 172 | 27 | 5 | 11 | 5 | 3 | <div>127</div> <div>JIM EISENREICH</div> <div>OF-1B</div> <div>HT: 5'11" WT: 180 BATS: LEFT THROWS: LEFT BORN: 4-18-1959, St. Cloud, MN</div> <div>1997 FLORIDA MARLINS BATTING RECORD</div> <table><tr><td>G</td><td>AB</td><td>R</td><td>H</td><td>2B</td><td>3B</td><td>HR</td><td>RBI</td><td>SB</td><td>SLG</td><td>BB</td><td>SO</td><td>AVG</td></tr><tr><td>120</td><td>293</td><td>36</td><td>82</td><td>19</td><td>1</td><td>2</td><td>34</td><td>0</td><td>.372</td><td>30</td><td>28</td><td>.280</td></tr></table> <div>CARDBOARD BASEBALL RATINGS</div> <table><tr><td>AVG</td><td>H</td><td>2B</td><td>3B</td><td>HR</td><td>RBI</td><td>SB</td></tr><tr><td>.280</td><td>82</td><td>19</td><td>1</td><td>2</td><td>3</td><td>1</td></tr></table> <div>DEFENSE RATING</div> <div>OF:  1B: </div> | G | AB | R | H | 2B | 3B | HR | RBI | SB | SLG | BB | SO | AVG | 120 | 293 | 36 | 82 | 19 | 1 | 2 | 34 | 0 | .372 | 30 | 28 | .280 | AVG | H | 2B | 3B | HR | RBI | SB | .280 | 82 | 19 | 1 | 2 | 3 | 1 |
| G | AB | R | H | 2B | 3B | HR | RBI | SB | SLG | BB | SO | AVG | | | | | | | | | | | | | | | | | | | | | | | | | | | | | | | | | | | | | | | | | | | | | | | | | | | | | | | | | | | | | | | | | | | | | |
| 155 | 634 | 106 | 172 | 27 | 5 | 11 | 53 | 33 | .382 | 61 | 96 | .271 | | | | | | | | | | | | | | | | | | | | | | | | | | | | | | | | | | | | | | | | | | | | | | | | | | | | | | | | | | | | | | | | | | | | | |
| AVG | H | 2B | 3B | HR | RBI | SB | | | | | | | | | | | | | | | | | | | | | | | | | | | | | | | | | | | | | | | | | | | | | | | | | | | | | | | | | | | | | | | | | | | | | | | | | | | |
| .271 | 172 | 27 | 5 | 11 | 5 | 3 | | | | | | | | | | | | | | | | | | | | | | | | | | | | | | | | | | | | | | | | | | | | | | | | | | | | | | | | | | | | | | | | | | | | | | | | | | | |
| G | AB | R | H | 2B | 3B | HR | RBI | SB | SLG | BB | SO | AVG | | | | | | | | | | | | | | | | | | | | | | | | | | | | | | | | | | | | | | | | | | | | | | | | | | | | | | | | | | | | | | | | | | | | | |
| 120 | 293 | 36 | 82 | 19 | 1 | 2 | 34 | 0 | .372 | 30 | 28 | .280 | | | | | | | | | | | | | | | | | | | | | | | | | | | | | | | | | | | | | | | | | | | | | | | | | | | | | | | | | | | | | | | | | | | | | |
| AVG | H | 2B | 3B | HR | RBI | SB | | | | | | | | | | | | | | | | | | | | | | | | | | | | | | | | | | | | | | | | | | | | | | | | | | | | | | | | | | | | | | | | | | | | | | | | | | | |
| .280 | 82 | 19 | 1 | 2 | 3 | 1 | | | | | | | | | | | | | | | | | | | | | | | | | | | | | | | | | | | | | | | | | | | | | | | | | | | | | | | | | | | | | | | | | | | | | | | | | | | |
| <div>124</div> <div>JERMAINE DYE</div> <div>OF</div> <div>HT: 6'4" WT: 210 BATS: RIGHT THROWS: RIGHT BORN: 1-28-1974, Oakland, CA</div> <div>1997 KANSAS CITY ROYALS BATTING RECORD</div> <table><tr><td>G</td><td>AB</td><td>R</td><td>H</td><td>2B</td><td>3B</td><td>HR</td><td>RBI</td><td>SB</td><td>SLG</td><td>BB</td><td>SO</td><td>AVG</td></tr><tr><td>75</td><td>263</td><td>26</td><td>62</td><td>14</td><td>0</td><td>7</td><td>22</td><td>2</td><td>.369</td><td>17</td><td>51</td><td>.236</td></tr></table> <div>CARDBOARD BASEBALL RATINGS</div> <table><tr><td>AVG</td><td>H</td><td>2B</td><td>3B</td><td>HR</td><td>RBI</td><td>SB</td></tr><tr><td>.236</td><td>62</td><td>14</td><td>0</td><td>7</td><td>2</td><td>1</td></tr></table> <div>DEFENSE RATING</div> <div>OF: </div> | G | AB | R | H | 2B | 3B | HR | RBI | SB | SLG | BB | SO | AVG | 75 | 263 | 26 | 62 | 14 | 0 | 7 | 22 | 2 | .369 | 17 | 51 | .236 | AVG | H | 2B | 3B | HR | RBI | SB | .236 | 62 | 14 | 0 | 7 | 2 | 1 | <div>128</div> <div>KEVIN ELSTER</div> <div>SS</div> <div>HT: 6'2" WT: 180 BATS: RIGHT THROWS: RIGHT BORN: 8-3-1964, San Pedro, CA</div> <div>1997 PITTSBURGH PIRATES BATTING RECORD</div> <table><tr><td>G</td><td>AB</td><td>R</td><td>H</td><td>2B</td><td>3B</td><td>HR</td><td>RBI</td><td>SB</td><td>SLG</td><td>BB</td><td>SO</td><td>AVG</td></tr><tr><td>39</td><td>138</td><td>14</td><td>31</td><td>6</td><td>2</td><td>7</td><td>25</td><td>0</td><td>.449</td><td>21</td><td>39</td><td>.225</td></tr></table> <div>CARDBOARD BASEBALL RATINGS</div> <table><tr><td>AVG</td><td>H</td><td>2B</td><td>3B</td><td>HR</td><td>RBI</td><td>SB</td></tr><tr><td>.225</td><td>31</td><td>6</td><td>2</td><td>7</td><td>2</td><td>1</td></tr></table> <div>DEFENSE RATING</div> <div>SS: </div> | G | AB | R | H | 2B | 3B | HR | RBI | SB | SLG | BB | SO | AVG | 39 | 138 | 14 | 31 | 6 | 2 | 7 | 25 | 0 | .449 | 21 | 39 | .225 | AVG | H | 2B | 3B | HR | RBI | SB | .225 | 31 | 6 | 2 | 7 | 2 | 1 |
| G | AB | R | H | 2B | 3B | HR | RBI | SB | SLG | BB | SO | AVG | | | | | | | | | | | | | | | | | | | | | | | | | | | | | | | | | | | | | | | | | | | | | | | | | | | | | | | | | | | | | | | | | | | | | |
| 75 | 263 | 26 | 62 | 14 | 0 | 7 | 22 | 2 | .369 | 17 | 51 | .236 | | | | | | | | | | | | | | | | | | | | | | | | | | | | | | | | | | | | | | | | | | | | | | | | | | | | | | | | | | | | | | | | | | | | | |
| AVG | H | 2B | 3B | HR | RBI | SB | | | | | | | | | | | | | | | | | | | | | | | | | | | | | | | | | | | | | | | | | | | | | | | | | | | | | | | | | | | | | | | | | | | | | | | | | | | |
| .236 | 62 | 14 | 0 | 7 | 2 | 1 | | | | | | | | | | | | | | | | | | | | | | | | | | | | | | | | | | | | | | | | | | | | | | | | | | | | | | | | | | | | | | | | | | | | | | | | | | | |
| G | AB | R | H | 2B | 3B | HR | RBI | SB | SLG | BB | SO | AVG | | | | | | | | | | | | | | | | | | | | | | | | | | | | | | | | | | | | | | | | | | | | | | | | | | | | | | | | | | | | | | | | | | | | | |
| 39 | 138 | 14 | 31 | 6 | 2 | 7 | 25 | 0 | .449 | 21 | 39 | .225 | | | | | | | | | | | | | | | | | | | | | | | | | | | | | | | | | | | | | | | | | | | | | | | | | | | | | | | | | | | | | | | | | | | | | |
| AVG | H | 2B | 3B | HR | RBI | SB | | | | | | | | | | | | | | | | | | | | | | | | | | | | | | | | | | | | | | | | | | | | | | | | | | | | | | | | | | | | | | | | | | | | | | | | | | | |
| .225 | 31 | 6 | 2 | 7 | 2 | 1 | | | | | | | | | | | | | | | | | | | | | | | | | | | | | | | | | | | | | | | | | | | | | | | | | | | | | | | | | | | | | | | | | | | | | | | | | | | |


| | | | | | | | | | | | | | | | | | | | | | | | | | | | | | | | | | | | | | | | | | | | | | | | | | | | | | | | | | | | | | | | | | | | | | | | | | | | | | | | | | | | | | | | | | | | | | | | | | | | | | | | | | |
|---|-----|----|-----|----|-----|----|-----|----|------|----|-----|------|---|----|---|---|----|----|----|-----|----|-----|----|----|-----|-----|-----|----|-----|----|---|----|----|----|------|----|----|------|-----|---|----|----|----|-----|----|------|-----|----|---|----|---|---|--|--|--|--|--|--|--|--|--|--|--|--|--|---|----|---|---|----|----|----|-----|----|-----|----|----|-----|-----|-----|----|-----|----|---|----|----|----|------|----|-----|------|-----|---|----|----|----|-----|----|------|-----|----|---|----|---|---|
| <div>129</div> <div>DARIN ERSTAD</div> <div>1B</div> <div>HT: 6'2" WT: 195 BATS: LEFT THROWS: LEFT</div> <div>BORN: 6-4-1974, Jamestown, ND</div> <div>1997 ANAHEIM ANGELS BATTING RECORD</div> <table><tr><td>G</td><td>AB</td><td>R</td><td>H</td><td>2B</td><td>3B</td><td>HR</td><td>RBI</td><td>SB</td><td>SLG</td><td>BB</td><td>SO</td><td>AVG</td></tr><tr><td>139</td><td>539</td><td>99</td><td>161</td><td>34</td><td>4</td><td>16</td><td>77</td><td>23</td><td>.466</td><td>51</td><td>86</td><td>.299</td></tr></table> <div>CARDBOARD BASEBALL RATINGS</div> <table><tr><td>AVG</td><td>H</td><td>2B</td><td>3B</td><td>HR</td><td>RBI</td><td>SB</td></tr><tr><td>.299</td><td>161</td><td>34</td><td>4</td><td>16</td><td>7</td><td>2</td></tr></table> <div>DEFENSE RATING</div> <div>1B: </div> | | | | | | | | | | | | | G | AB | R | H | 2B | 3B | HR | RBI | SB | SLG | BB | SO | AVG | 139 | 539 | 99 | 161 | 34 | 4 | 16 | 77 | 23 | .466 | 51 | 86 | .299 | AVG | H | 2B | 3B | HR | RBI | SB | .299 | 161 | 34 | 4 | 16 | 7 | 2 | <div>133</div> <div>CARL EVERETT</div> <div>OF</div> <div>HT: 6'0" WT: 181 BATS: BOTH THROWS: RIGHT</div> <div>BORN: 6-3-1971, Tampa, FL</div> <div>1997 NEW YORK METS BATTING RECORD</div> <table><tr><td>G</td><td>AB</td><td>R</td><td>H</td><td>2B</td><td>3B</td><td>HR</td><td>RBI</td><td>SB</td><td>SLG</td><td>BB</td><td>SO</td><td>AVG</td></tr><tr><td>142</td><td>443</td><td>58</td><td>110</td><td>28</td><td>3</td><td>14</td><td>57</td><td>17</td><td>.420</td><td>32</td><td>102</td><td>.248</td></tr></table> <div>CARDBOARD BASEBALL RATINGS</div> <table><tr><td>AVG</td><td>H</td><td>2B</td><td>3B</td><td>HR</td><td>RBI</td><td>SB</td></tr><tr><td>.248</td><td>110</td><td>28</td><td>3</td><td>14</td><td>5</td><td>2</td></tr></table> <div>DEFENSE RATING</div> <div>OF: </div> | | | | | | | | | | | | | G | AB | R | H | 2B | 3B | HR | RBI | SB | SLG | BB | SO | AVG | 142 | 443 | 58 | 110 | 28 | 3 | 14 | 57 | 17 | .420 | 32 | 102 | .248 | AVG | H | 2B | 3B | HR | RBI | SB | .248 | 110 | 28 | 3 | 14 | 5 | 2 |
| G | AB | R | H | 2B | 3B | HR | RBI | SB | SLG | BB | SO | AVG | | | | | | | | | | | | | | | | | | | | | | | | | | | | | | | | | | | | | | | | | | | | | | | | | | | | | | | | | | | | | | | | | | | | | | | | | | | | | | | | | | | | | | | | | | | | | |
| 139 | 539 | 99 | 161 | 34 | 4 | 16 | 77 | 23 | .466 | 51 | 86 | .299 | | | | | | | | | | | | | | | | | | | | | | | | | | | | | | | | | | | | | | | | | | | | | | | | | | | | | | | | | | | | | | | | | | | | | | | | | | | | | | | | | | | | | | | | | | | | | |
| AVG | H | 2B | 3B | HR | RBI | SB | | | | | | | | | | | | | | | | | | | | | | | | | | | | | | | | | | | | | | | | | | | | | | | | | | | | | | | | | | | | | | | | | | | | | | | | | | | | | | | | | | | | | | | | | | | | | | | | | | | |
| .299 | 161 | 34 | 4 | 16 | 7 | 2 | | | | | | | | | | | | | | | | | | | | | | | | | | | | | | | | | | | | | | | | | | | | | | | | | | | | | | | | | | | | | | | | | | | | | | | | | | | | | | | | | | | | | | | | | | | | | | | | | | | |
| G | AB | R | H | 2B | 3B | HR | RBI | SB | SLG | BB | SO | AVG | | | | | | | | | | | | | | | | | | | | | | | | | | | | | | | | | | | | | | | | | | | | | | | | | | | | | | | | | | | | | | | | | | | | | | | | | | | | | | | | | | | | | | | | | | | | | |
| 142 | 443 | 58 | 110 | 28 | 3 | 14 | 57 | 17 | .420 | 32 | 102 | .248 | | | | | | | | | | | | | | | | | | | | | | | | | | | | | | | | | | | | | | | | | | | | | | | | | | | | | | | | | | | | | | | | | | | | | | | | | | | | | | | | | | | | | | | | | | | | | |
| AVG | H | 2B | 3B | HR | RBI | SB | | | | | | | | | | | | | | | | | | | | | | | | | | | | | | | | | | | | | | | | | | | | | | | | | | | | | | | | | | | | | | | | | | | | | | | | | | | | | | | | | | | | | | | | | | | | | | | | | | | |
| .248 | 110 | 28 | 3 | 14 | 5 | 2 | | | | | | | | | | | | | | | | | | | | | | | | | | | | | | | | | | | | | | | | | | | | | | | | | | | | | | | | | | | | | | | | | | | | | | | | | | | | | | | | | | | | | | | | | | | | | | | | | | | |
| <div>130</div> <div>ALVARO ESPINOZA</div> <div>SS-2B</div> <div>HT: 6'0" WT: 170 BATS: RIGHT THROWS: RIGHT</div> <div>BORN: 2-19-1962, Valencia, Venezuela</div> <div>1997 SEATTLE MARINERS BATTING RECORD</div> <table><tr><td>G</td><td>AB</td><td>R</td><td>H</td><td>2B</td><td>3B</td><td>HR</td><td>RBI</td><td>SB</td><td>SLG</td><td>BB</td><td>SO</td><td>AVG</td></tr><tr><td>33</td><td>72</td><td>3</td><td>13</td><td>1</td><td>0</td><td>0</td><td>7</td><td>1</td><td>.194</td><td>2</td><td>12</td><td>.181</td></tr></table> <div>CARDBOARD BASEBALL RATINGS</div> <table><tr><td>AVG</td><td>H</td><td>2B</td><td>3B</td><td>HR</td><td>RBI</td><td>SB</td></tr><tr><td>.181</td><td>13</td><td>1</td><td>0</td><td>0</td><td>0</td><td>1</td></tr></table> <div>DEFENSE RATING</div> <div>SS:  2B: </div> | | | | | | | | | | | | | G | AB | R | H | 2B | 3B | HR | RBI | SB | SLG | BB | SO | AVG | 33 | 72 | 3 | 13 | 1 | 0 | 0 | 7 | 1 | .194 | 2 | 12 | .181 | AVG | H | 2B | 3B | HR | RBI | SB | .181 | 13 | 1 | 0 | 0 | 0 | 1 | <div>134</div> <div>JORGE FABREGAS</div> <div>C</div> <div>HT: 6'3" WT: 205 BATS: LEFT THROWS: RIGHT</div> <div>BORN: 3-13-1970, Miami, FL</div> <div>1997 CHICAGO WHITE SOX BATTING RECORD</div> <table><tr><td>G</td><td>AB</td><td>R</td><td>H</td><td>2B</td><td>3B</td><td>HR</td><td>RBI</td><td>SB</td><td>SLG</td><td>BB</td><td>SO</td><td>AVG</td></tr><tr><td>121</td><td>360</td><td>33</td><td>93</td><td>11</td><td>1</td><td>7</td><td>51</td><td>1</td><td>.353</td><td>14</td><td>46</td><td>.258</td></tr></table> <div>CARDBOARD BASEBALL RATINGS</div> <table><tr><td>AVG</td><td>H</td><td>2B</td><td>3B</td><td>HR</td><td>RBI</td><td>SB</td></tr><tr><td>.258</td><td>93</td><td>11</td><td>1</td><td>7</td><td>5</td><td>1</td></tr></table> <div>DEFENSE RATING</div> | | | | | | | | | | | | | G | AB | R | H | 2B | 3B | HR | RBI | SB | SLG | BB | SO | AVG | 121 | 360 | 33 | 93 | 11 | 1 | 7 | 51 | 1 | .353 | 14 | 46 | .258 | AVG | H | 2B | 3B | HR | RBI | SB | .258 | 93 | 11 | 1 | 7 | 5 | 1 |
| G | AB | R | H | 2B | 3B | HR | RBI | SB | SLG | BB | SO | AVG | | | | | | | | | | | | | | | | | | | | | | | | | | | | | | | | | | | | | | | | | | | | | | | | | | | | | | | | | | | | | | | | | | | | | | | | | | | | | | | | | | | | | | | | | | | | | |
| 33 | 72 | 3 | 13 | 1 | 0 | 0 | 7 | 1 | .194 | 2 | 12 | .181 | | | | | | | | | | | | | | | | | | | | | | | | | | | | | | | | | | | | | | | | | | | | | | | | | | | | | | | | | | | | | | | | | | | | | | | | | | | | | | | | | | | | | | | | | | | | | |
| AVG | H | 2B | 3B | HR | RBI | SB | | | | | | | | | | | | | | | | | | | | | | | | | | | | | | | | | | | | | | | | | | | | | | | | | | | | | | | | | | | | | | | | | | | | | | | | | | | | | | | | | | | | | | | | | | | | | | | | | | | |
| .181 | 13 | 1 | 0 | 0 | 0 | 1 | | | | | | | | | | | | | | | | | | | | | | | | | | | | | | | | | | | | | | | | | | | | | | | | | | | | | | | | | | | | | | | | | | | | | | | | | | | | | | | | | | | | | | | | | | | | | | | | | | | |
| G | AB | R | H | 2B | 3B | HR | RBI | SB | SLG | BB | SO | AVG | | | | | | | | | | | | | | | | | | | | | | | | | | | | | | | | | | | | | | | | | | | | | | | | | | | | | | | | | | | | | | | | | | | | | | | | | | | | | | | | | | | | | | | | | | | | | |
| 121 | 360 | 33 | 93 | 11 | 1 | 7 | 51 | 1 | .353 | 14 | 46 | .258 | | | | | | | | | | | | | | | | | | | | | | | | | | | | | | | | | | | | | | | | | | | | | | | | | | | | | | | | | | | | | | | | | | | | | | | | | | | | | | | | | | | | | | | | | | | | | |
| AVG | H | 2B | 3B | HR | RBI | SB | | | | | | | | | | | | | | | | | | | | | | | | | | | | | | | | | | | | | | | | | | | | | | | | | | | | | | | | | | | | | | | | | | | | | | | | | | | | | | | | | | | | | | | | | | | | | | | | | | | |
| .258 | 93 | 11 | 1 | 7 | 5 | 1 | | | | | | | | | | | | | | | | | | | | | | | | | | | | | | | | | | | | | | | | | | | | | | | | | | | | | | | | | | | | | | | | | | | | | | | | | | | | | | | | | | | | | | | | | | | | | | | | | | | |
| <div>131</div> <div>TONY EUSEBIO</div> <div>C</div> <div>HT: 6'2" WT: 180 BATS: RIGHT THROWS: RIGHT</div> <div>BORN: 4-27-1967, Los Llanos, D.R.</div> <div>1997 HOUSTON ASTROS BATTING RECORD</div> <table><tr><td>G</td><td>AB</td><td>R</td><td>H</td><td>2B</td><td>3B</td><td>HR</td><td>RBI</td><td>SB</td><td>SLG</td><td>BB</td><td>SO</td><td>AVG</td></tr><tr><td>60</td><td>164</td><td>12</td><td>45</td><td>2</td><td>0</td><td>1</td><td>18</td><td>0</td><td>.305</td><td>19</td><td>27</td><td>.274</td></tr></table> <div>CARDBOARD BASEBALL RATINGS</div> <table><tr><td>AVG</td><td>H</td><td>2B</td><td>3B</td><td>HR</td><td>RBI</td><td>SB</td></tr><tr><td>.274</td><td>45</td><td>2</td><td>0</td><td>1</td><td>1</td><td>1</td></tr></table> <div>DEFENSE RATING</div> | | | | | | | | | | | | | G | AB | R | H | 2B | 3B | HR | RBI | SB | SLG | BB | SO | AVG | 60 | 164 | 12 | 45 | 2 | 0 | 1 | 18 | 0 | .305 | 19 | 27 | .274 | AVG | H | 2B | 3B | HR | RBI | SB | .274 | 45 | 2 | 0 | 1 | 1 | 1 | <div>135</div> <div>SAL FASANO</div> <div>C</div> <div>HT: 6'2" WT: 220 BATS: RIGHT THROWS: RIGHT</div> <div>BORN: 8-10-1971, Chicago, IL</div> <div>1997 KANSAS CITY ROYALS BATTING RECORD</div> <table><tr><td>G</td><td>AB</td><td>R</td><td>H</td><td>2B</td><td>3B</td><td>HR</td><td>RBI</td><td>SB</td><td>SLG</td><td>BB</td><td>SO</td><td>AVG</td></tr><tr><td>13</td><td>38</td><td>4</td><td>8</td><td>2</td><td>0</td><td>1</td><td>1</td><td>0</td><td>.342</td><td>1</td><td>12</td><td>.211</td></tr></table> <div>CARDBOARD BASEBALL RATINGS</div> <table><tr><td>AVG</td><td>H</td><td>2B</td><td>3B</td><td>HR</td><td>RBI</td><td>SB</td></tr><tr><td>.211</td><td>8</td><td>2</td><td>0</td><td>1</td><td>0</td><td>1</td></tr></table> <div>DEFENSE RATING</div> | | | | | | | | | | | | | G | AB | R | H | 2B | 3B | HR | RBI | SB | SLG | BB | SO | AVG | 13 | 38 | 4 | 8 | 2 | 0 | 1 | 1 | 0 | .342 | 1 | 12 | .211 | AVG | H | 2B | 3B | HR | RBI | SB | .211 | 8 | 2 | 0 | 1 | 0 | 1 |
| G | AB | R | H | 2B | 3B | HR | RBI | SB | SLG | BB | SO | AVG | | | | | | | | | | | | | | | | | | | | | | | | | | | | | | | | | | | | | | | | | | | | | | | | | | | | | | | | | | | | | | | | | | | | | | | | | | | | | | | | | | | | | | | | | | | | | |
| 60 | 164 | 12 | 45 | 2 | 0 | 1 | 18 | 0 | .305 | 19 | 27 | .274 | | | | | | | | | | | | | | | | | | | | | | | | | | | | | | | | | | | | | | | | | | | | | | | | | | | | | | | | | | | | | | | | | | | | | | | | | | | | | | | | | | | | | | | | | | | | | |
| AVG | H | 2B | 3B | HR | RBI | SB | | | | | | | | | | | | | | | | | | | | | | | | | | | | | | | | | | | | | | | | | | | | | | | | | | | | | | | | | | | | | | | | | | | | | | | | | | | | | | | | | | | | | | | | | | | | | | | | | | | |
| .274 | 45 | 2 | 0 | 1 | 1 | 1 | | | | | | | | | | | | | | | | | | | | | | | | | | | | | | | | | | | | | | | | | | | | | | | | | | | | | | | | | | | | | | | | | | | | | | | | | | | | | | | | | | | | | | | | | | | | | | | | | | | |
| G | AB | R | H | 2B | 3B | HR | RBI | SB | SLG | BB | SO | AVG | | | | | | | | | | | | | | | | | | | | | | | | | | | | | | | | | | | | | | | | | | | | | | | | | | | | | | | | | | | | | | | | | | | | | | | | | | | | | | | | | | | | | | | | | | | | | |
| 13 | 38 | 4 | 8 | 2 | 0 | 1 | 1 | 0 | .342 | 1 | 12 | .211 | | | | | | | | | | | | | | | | | | | | | | | | | | | | | | | | | | | | | | | | | | | | | | | | | | | | | | | | | | | | | | | | | | | | | | | | | | | | | | | | | | | | | | | | | | | | | |
| AVG | H | 2B | 3B | HR | RBI | SB | | | | | | | | | | | | | | | | | | | | | | | | | | | | | | | | | | | | | | | | | | | | | | | | | | | | | | | | | | | | | | | | | | | | | | | | | | | | | | | | | | | | | | | | | | | | | | | | | | | |
| .211 | 8 | 2 | 0 | 1 | 0 | 1 | | | | | | | | | | | | | | | | | | | | | | | | | | | | | | | | | | | | | | | | | | | | | | | | | | | | | | | | | | | | | | | | | | | | | | | | | | | | | | | | | | | | | | | | | | | | | | | | | | | |
| <div>132</div> <div>TOM EVANS</div> <div>3B</div> <div>HT: 6'1" WT: 200 BATS: RIGHT THROWS: RIGHT</div> <div>BORN: 7-9-1974, Kirkland, WA</div> <div>1997 TORONTO BLUE JAYS BATTING RECORD</div> <table><tr><td>G</td><td>AB</td><td>R</td><td>H</td><td>2B</td><td>3B</td><td>HR</td><td>RBI</td><td>SB</td><td>SLG</td><td>BB</td><td>SO</td><td>AVG</td></tr><tr><td>12</td><td>38</td><td>7</td><td>11</td><td>2</td><td>0</td><td>1</td><td>2</td><td>0</td><td>.421</td><td>2</td><td>10</td><td>.289</td></tr></table> <div>CARDBOARD BASEBALL RATINGS</div> <table><tr><td>AVG</td><td>H</td><td>2B</td><td>3B</td><td>HR</td><td>RBI</td><td>SB</td></tr><tr><td>.289</td><td>11</td><td>2</td><td>0</td><td>1</td><td>0</td><td>1</td></tr></table> <div>DEFENSE RATING</div> <div>3B: </div> | | | | | | | | | | | | | G | AB | R | H | 2B | 3B | HR | RBI | SB | SLG | BB | SO | AVG | 12 | 38 | 7 | 11 | 2 | 0 | 1 | 2 | 0 | .421 | 2 | 10 | .289 | AVG | H | 2B | 3B | HR | RBI | SB | .289 | 11 | 2 | 0 | 1 | 0 | 1 | <div>136</div> <div>TONY FERNANDEZ</div> <div>2B-SS</div> <div>HT: 6'2" WT: 165 BATS: BOTH THROWS: RIGHT</div> <div>BORN: 6-30-1962, San Pedro de Macoris, D.R.</div> <div>1997 CLEVELAND INDIANS BATTING RECORD</div> <table><tr><td>G</td><td>AB</td><td>R</td><td>H</td><td>2B</td><td>3B</td><td>HR</td><td>RBI</td><td>SB</td><td>SLG</td><td>BB</td><td>SO</td><td>AVG</td></tr><tr><td>120</td><td>409</td><td>55</td><td>117</td><td>21</td><td>1</td><td>11</td><td>44</td><td>6</td><td>.423</td><td>22</td><td>47</td><td>.286</td></tr></table> <div>CARDBOARD BASEBALL RATINGS</div> <table><tr><td>AVG</td><td>H</td><td>2B</td><td>3B</td><td>HR</td><td>RBI</td><td>SB</td></tr><tr><td>.286</td><td>117</td><td>21</td><td>1</td><td>11</td><td>4</td><td>1</td></tr></table> <div>DEFENSE RATING</div> <div>2B:  SS: </div> | | | | | | | | | | | | | G | AB | R | H | 2B | 3B | HR | RBI | SB | SLG | BB | SO | AVG | 120 | 409 | 55 | 117 | 21 | 1 | 11 | 44 | 6 | .423 | 22 | 47 | .286 | AVG | H | 2B | 3B | HR | RBI | SB | .286 | 117 | 21 | 1 | 11 | 4 | 1 |
| G | AB | R | H | 2B | 3B | HR | RBI | SB | SLG | BB | SO | AVG | | | | | | | | | | | | | | | | | | | | | | | | | | | | | | | | | | | | | | | | | | | | | | | | | | | | | | | | | | | | | | | | | | | | | | | | | | | | | | | | | | | | | | | | | | | | | |
| 12 | 38 | 7 | 11 | 2 | 0 | 1 | 2 | 0 | .421 | 2 | 10 | .289 | | | | | | | | | | | | | | | | | | | | | | | | | | | | | | | | | | | | | | | | | | | | | | | | | | | | | | | | | | | | | | | | | | | | | | | | | | | | | | | | | | | | | | | | | | | | | |
| AVG | H | 2B | 3B | HR | RBI | SB | | | | | | | | | | | | | | | | | | | | | | | | | | | | | | | | | | | | | | | | | | | | | | | | | | | | | | | | | | | | | | | | | | | | | | | | | | | | | | | | | | | | | | | | | | | | | | | | | | | |
| .289 | 11 | 2 | 0 | 1 | 0 | 1 | | | | | | | | | | | | | | | | | | | | | | | | | | | | | | | | | | | | | | | | | | | | | | | | | | | | | | | | | | | | | | | | | | | | | | | | | | | | | | | | | | | | | | | | | | | | | | | | | | | |
| G | AB | R | H | 2B | 3B | HR | RBI | SB | SLG | BB | SO | AVG | | | | | | | | | | | | | | | | | | | | | | | | | | | | | | | | | | | | | | | | | | | | | | | | | | | | | | | | | | | | | | | | | | | | | | | | | | | | | | | | | | | | | | | | | | | | | |
| 120 | 409 | 55 | 117 | 21 | 1 | 11 | 44 | 6 | .423 | 22 | 47 | .286 | | | | | | | | | | | | | | | | | | | | | | | | | | | | | | | | | | | | | | | | | | | | | | | | | | | | | | | | | | | | | | | | | | | | | | | | | | | | | | | | | | | | | | | | | | | | | |
| AVG | H | 2B | 3B | HR | RBI | SB | | | | | | | | | | | | | | | | | | | | | | | | | | | | | | | | | | | | | | | | | | | | | | | | | | | | | | | | | | | | | | | | | | | | | | | | | | | | | | | | | | | | | | | | | | | | | | | | | | | |
| .286 | 117 | 21 | 1 | 11 | 4 | 1 | | | | | | | | | | | | | | | | | | | | | | | | | | | | | | | | | | | | | | | | | | | | | | | | | | | | | | | | | | | | | | | | | | | | | | | | | | | | | | | | | | | | | | | | | | | | | | | | | | | |


| | | | | | | | | | | | | | | | | | | | | | | | | | | | | | | | | | | | | | | | | | | | | | | | | | | | | | | | | | | | | | | | | | | | | | | | | | | | | | | | | | | | | | | | | | | | | | | | | | | | | | | | | | |
|--|-----|-----|-----|----|-----|----|-----|----|------|----|-----|------|---|----|---|---|----|----|----|-----|----|-----|----|----|-----|-----|-----|-----|-----|----|---|----|----|----|------|----|----|------|-----|---|----|----|----|-----|----|------|-----|----|---|----|---|---|---|--|--|--|--|--|--|--|--|--|--|--|--|---|----|---|---|----|----|----|-----|----|-----|----|----|-----|-----|-----|----|-----|----|---|---|----|----|------|----|-----|------|-----|---|----|----|----|-----|----|------|-----|----|---|---|---|---|
| <div>137</div> <div>CECIL FIELDER</div> <div>1B</div> <div>HT: 6'3" WT: 230 BATS: RIGHT THROWS: RIGHT</div> <div>BORN: 9-21-1963, Los Angeles, CA</div> <div>1997 NEW YORK YANKEES BATTING RECORD</div> <table><tr><td>G</td><td>AB</td><td>R</td><td>H</td><td>2B</td><td>3B</td><td>HR</td><td>RBI</td><td>SB</td><td>SLG</td><td>BB</td><td>SO</td><td>AVG</td></tr><tr><td>98</td><td>361</td><td>40</td><td>94</td><td>15</td><td>0</td><td>13</td><td>61</td><td>0</td><td>.410</td><td>51</td><td>87</td><td>.260</td></tr></table> <div>CARDBOARD BASEBALL RATINGS</div> <table><tr><td>AVG</td><td>H</td><td>2B</td><td>3B</td><td>HR</td><td>RBI</td><td>SB</td></tr><tr><td>.260</td><td>94</td><td>15</td><td>0</td><td>13</td><td>6</td><td>1</td></tr></table> <div>DEFENSE RATING</div> <div>1B: </div> | | | | | | | | | | | | | G | AB | R | H | 2B | 3B | HR | RBI | SB | SLG | BB | SO | AVG | 98 | 361 | 40 | 94 | 15 | 0 | 13 | 61 | 0 | .410 | 51 | 87 | .260 | AVG | H | 2B | 3B | HR | RBI | SB | .260 | 94 | 15 | 0 | 13 | 6 | 1 | <div>141</div> <div>CLIFF FLOYD</div> <div>OF-1B</div> <div>HT: 6'5" WT: 220 BATS: LEFT THROWS: RIGHT</div> <div>BORN: 12-5-1972, Chicago, IL</div> <div>1997 FLORIDA MARLINS BATTING RECORD</div> <table><tr><td>G</td><td>AB</td><td>R</td><td>H</td><td>2B</td><td>3B</td><td>HR</td><td>RBI</td><td>SB</td><td>SLG</td><td>BB</td><td>SO</td><td>AVG</td></tr><tr><td>61</td><td>137</td><td>23</td><td>32</td><td>9</td><td>1</td><td>6</td><td>19</td><td>6</td><td>.445</td><td>24</td><td>33</td><td>.234</td></tr></table> <div>CARDBOARD BASEBALL RATINGS</div> <table><tr><td>AVG</td><td>H</td><td>2B</td><td>3B</td><td>HR</td><td>RBI</td><td>SB</td></tr><tr><td>.234</td><td>32</td><td>9</td><td>1</td><td>6</td><td>1</td><td>1</td></tr></table> <div>DEFENSE RATING</div> <div>OF:  1B: </div> | | | | | | | | | | | | | G | AB | R | H | 2B | 3B | HR | RBI | SB | SLG | BB | SO | AVG | 61 | 137 | 23 | 32 | 9 | 1 | 6 | 19 | 6 | .445 | 24 | 33 | .234 | AVG | H | 2B | 3B | HR | RBI | SB | .234 | 32 | 9 | 1 | 6 | 1 | 1 |
| G | AB | R | H | 2B | 3B | HR | RBI | SB | SLG | BB | SO | AVG | | | | | | | | | | | | | | | | | | | | | | | | | | | | | | | | | | | | | | | | | | | | | | | | | | | | | | | | | | | | | | | | | | | | | | | | | | | | | | | | | | | | | | | | | | | | | |
| 98 | 361 | 40 | 94 | 15 | 0 | 13 | 61 | 0 | .410 | 51 | 87 | .260 | | | | | | | | | | | | | | | | | | | | | | | | | | | | | | | | | | | | | | | | | | | | | | | | | | | | | | | | | | | | | | | | | | | | | | | | | | | | | | | | | | | | | | | | | | | | | |
| AVG | H | 2B | 3B | HR | RBI | SB | | | | | | | | | | | | | | | | | | | | | | | | | | | | | | | | | | | | | | | | | | | | | | | | | | | | | | | | | | | | | | | | | | | | | | | | | | | | | | | | | | | | | | | | | | | | | | | | | | | |
| .260 | 94 | 15 | 0 | 13 | 6 | 1 | | | | | | | | | | | | | | | | | | | | | | | | | | | | | | | | | | | | | | | | | | | | | | | | | | | | | | | | | | | | | | | | | | | | | | | | | | | | | | | | | | | | | | | | | | | | | | | | | | | |
| G | AB | R | H | 2B | 3B | HR | RBI | SB | SLG | BB | SO | AVG | | | | | | | | | | | | | | | | | | | | | | | | | | | | | | | | | | | | | | | | | | | | | | | | | | | | | | | | | | | | | | | | | | | | | | | | | | | | | | | | | | | | | | | | | | | | | |
| 61 | 137 | 23 | 32 | 9 | 1 | 6 | 19 | 6 | .445 | 24 | 33 | .234 | | | | | | | | | | | | | | | | | | | | | | | | | | | | | | | | | | | | | | | | | | | | | | | | | | | | | | | | | | | | | | | | | | | | | | | | | | | | | | | | | | | | | | | | | | | | | |
| AVG | H | 2B | 3B | HR | RBI | SB | | | | | | | | | | | | | | | | | | | | | | | | | | | | | | | | | | | | | | | | | | | | | | | | | | | | | | | | | | | | | | | | | | | | | | | | | | | | | | | | | | | | | | | | | | | | | | | | | | | |
| .234 | 32 | 9 | 1 | 6 | 1 | 1 | | | | | | | | | | | | | | | | | | | | | | | | | | | | | | | | | | | | | | | | | | | | | | | | | | | | | | | | | | | | | | | | | | | | | | | | | | | | | | | | | | | | | | | | | | | | | | | | | | | |
| <div>138</div> <div>STEVE FINLEY</div> <div>OF</div> <div>HT: 6'2" WT: 175 BATS: LEFT THROWS: LEFT</div> <div>BORN: 3-12-1965, Union City, TN</div> <div>1997 SAN DIEGO PADRES BATTING RECORD</div> <table><tr><td>G</td><td>AB</td><td>R</td><td>H</td><td>2B</td><td>3B</td><td>HR</td><td>RBI</td><td>SB</td><td>SLG</td><td>BB</td><td>SO</td><td>AVG</td></tr><tr><td>143</td><td>560</td><td>101</td><td>146</td><td>26</td><td>5</td><td>28</td><td>92</td><td>15</td><td>.475</td><td>43</td><td>92</td><td>.261</td></tr></table> <div>CARDBOARD BASEBALL RATINGS</div> <table><tr><td>AVG</td><td>H</td><td>2B</td><td>3B</td><td>HR</td><td>RBI</td><td>SB</td></tr><tr><td>.261</td><td>146</td><td>26</td><td>5</td><td>28</td><td>9</td><td>2</td></tr></table> <div>DEFENSE RATING</div> <div>OF: </div> | | | | | | | | | | | | | G | AB | R | H | 2B | 3B | HR | RBI | SB | SLG | BB | SO | AVG | 143 | 560 | 101 | 146 | 26 | 5 | 28 | 92 | 15 | .475 | 43 | 92 | .261 | AVG | H | 2B | 3B | HR | RBI | SB | .261 | 146 | 26 | 5 | 28 | 9 | 2 | <div>142</div> <div>BROOK FORDYCE</div> <div>C</div> <div>HT: 6'1" WT: 185 BATS: RIGHT THROWS: RIGHT</div> <div>BORN: 5-7-1970, New London, CT</div> <div>1997 CINCINNATI REDS BATTING RECORD</div> <table><tr><td>G</td><td>AB</td><td>R</td><td>H</td><td>2B</td><td>3B</td><td>HR</td><td>RBI</td><td>SB</td><td>SLG</td><td>BB</td><td>SO</td><td>AVG</td></tr><tr><td>47</td><td>96</td><td>7</td><td>20</td><td>5</td><td>0</td><td>1</td><td>8</td><td>2</td><td>.292</td><td>8</td><td>15</td><td>.208</td></tr></table> <div>CARDBOARD BASEBALL RATINGS</div> <table><tr><td>AVG</td><td>H</td><td>2B</td><td>3B</td><td>HR</td><td>RBI</td><td>SB</td></tr><tr><td>.208</td><td>20</td><td>5</td><td>0</td><td>1</td><td>0</td><td>1</td></tr></table> <div>DEFENSE RATING</div> | | | | | | | | | | | | | G | AB | R | H | 2B | 3B | HR | RBI | SB | SLG | BB | SO | AVG | 47 | 96 | 7 | 20 | 5 | 0 | 1 | 8 | 2 | .292 | 8 | 15 | .208 | AVG | H | 2B | 3B | HR | RBI | SB | .208 | 20 | 5 | 0 | 1 | 0 | 1 |
| G | AB | R | H | 2B | 3B | HR | RBI | SB | SLG | BB | SO | AVG | | | | | | | | | | | | | | | | | | | | | | | | | | | | | | | | | | | | | | | | | | | | | | | | | | | | | | | | | | | | | | | | | | | | | | | | | | | | | | | | | | | | | | | | | | | | | |
| 143 | 560 | 101 | 146 | 26 | 5 | 28 | 92 | 15 | .475 | 43 | 92 | .261 | | | | | | | | | | | | | | | | | | | | | | | | | | | | | | | | | | | | | | | | | | | | | | | | | | | | | | | | | | | | | | | | | | | | | | | | | | | | | | | | | | | | | | | | | | | | | |
| AVG | H | 2B | 3B | HR | RBI | SB | | | | | | | | | | | | | | | | | | | | | | | | | | | | | | | | | | | | | | | | | | | | | | | | | | | | | | | | | | | | | | | | | | | | | | | | | | | | | | | | | | | | | | | | | | | | | | | | | | | |
| .261 | 146 | 26 | 5 | 28 | 9 | 2 | | | | | | | | | | | | | | | | | | | | | | | | | | | | | | | | | | | | | | | | | | | | | | | | | | | | | | | | | | | | | | | | | | | | | | | | | | | | | | | | | | | | | | | | | | | | | | | | | | | |
| G | AB | R | H | 2B | 3B | HR | RBI | SB | SLG | BB | SO | AVG | | | | | | | | | | | | | | | | | | | | | | | | | | | | | | | | | | | | | | | | | | | | | | | | | | | | | | | | | | | | | | | | | | | | | | | | | | | | | | | | | | | | | | | | | | | | | |
| 47 | 96 | 7 | 20 | 5 | 0 | 1 | 8 | 2 | .292 | 8 | 15 | .208 | | | | | | | | | | | | | | | | | | | | | | | | | | | | | | | | | | | | | | | | | | | | | | | | | | | | | | | | | | | | | | | | | | | | | | | | | | | | | | | | | | | | | | | | | | | | | |
| AVG | H | 2B | 3B | HR | RBI | SB | | | | | | | | | | | | | | | | | | | | | | | | | | | | | | | | | | | | | | | | | | | | | | | | | | | | | | | | | | | | | | | | | | | | | | | | | | | | | | | | | | | | | | | | | | | | | | | | | | | |
| .208 | 20 | 5 | 0 | 1 | 0 | 1 | | | | | | | | | | | | | | | | | | | | | | | | | | | | | | | | | | | | | | | | | | | | | | | | | | | | | | | | | | | | | | | | | | | | | | | | | | | | | | | | | | | | | | | | | | | | | | | | | | | |
| <div>139</div> <div>JOHN FLAHERTY</div> <div>C</div> <div>HT: 6'1" WT: 195 BATS: RIGHT THROWS: RIGHT</div> <div>BORN: 10-21-1967, New York, NY</div> <div>1997 SAN DIEGO PADRES BATTING RECORD</div> <table><tr><td>G</td><td>AB</td><td>R</td><td>H</td><td>2B</td><td>3B</td><td>HR</td><td>RBI</td><td>SB</td><td>SLG</td><td>BB</td><td>SO</td><td>AVG</td></tr><tr><td>129</td><td>439</td><td>38</td><td>120</td><td>21</td><td>1</td><td>9</td><td>46</td><td>4</td><td>.387</td><td>33</td><td>62</td><td>.273</td></tr></table> <div>CARDBOARD BASEBALL RATINGS</div> <table><tr><td>AVG</td><td>H</td><td>2B</td><td>3B</td><td>HR</td><td>RBI</td><td>SB</td></tr><tr><td>.273</td><td>120</td><td>21</td><td>1</td><td>9</td><td>4</td><td>1</td></tr></table> <div>DEFENSE RATING</div> | | | | | | | | | | | | | G | AB | R | H | 2B | 3B | HR | RBI | SB | SLG | BB | SO | AVG | 129 | 439 | 38 | 120 | 21 | 1 | 9 | 46 | 4 | .387 | 33 | 62 | .273 | AVG | H | 2B | 3B | HR | RBI | SB | .273 | 120 | 21 | 1 | 9 | 4 | 1 | <div>143</div> <div>JULIO FRANCO</div> <div>2B-1B</div> <div>HT: 6'0" WT: 160 BATS: RIGHT THROWS: RIGHT</div> <div>BORN: 8-23-1958, Hato Mayor, D.R.</div> <div>1997 MILWAUKEE BREWERS BATTING RECORD</div> <table><tr><td>G</td><td>AB</td><td>R</td><td>H</td><td>2B</td><td>3B</td><td>HR</td><td>RBI</td><td>SB</td><td>SLG</td><td>BB</td><td>SO</td><td>AVG</td></tr><tr><td>120</td><td>430</td><td>68</td><td>116</td><td>16</td><td>1</td><td>7</td><td>44</td><td>15</td><td>.360</td><td>69</td><td>116</td><td>.270</td></tr></table> <div>CARDBOARD BASEBALL RATINGS</div> <table><tr><td>AVG</td><td>H</td><td>2B</td><td>3B</td><td>HR</td><td>RBI</td><td>SB</td></tr><tr><td>.270</td><td>116</td><td>16</td><td>1</td><td>7</td><td>4</td><td>2</td></tr></table> <div>DEFENSE RATING</div> <div>2B:  1B: </div> | | | | | | | | | | | | | G | AB | R | H | 2B | 3B | HR | RBI | SB | SLG | BB | SO | AVG | 120 | 430 | 68 | 116 | 16 | 1 | 7 | 44 | 15 | .360 | 69 | 116 | .270 | AVG | H | 2B | 3B | HR | RBI | SB | .270 | 116 | 16 | 1 | 7 | 4 | 2 |
| G | AB | R | H | 2B | 3B | HR | RBI | SB | SLG | BB | SO | AVG | | | | | | | | | | | | | | | | | | | | | | | | | | | | | | | | | | | | | | | | | | | | | | | | | | | | | | | | | | | | | | | | | | | | | | | | | | | | | | | | | | | | | | | | | | | | | |
| 129 | 439 | 38 | 120 | 21 | 1 | 9 | 46 | 4 | .387 | 33 | 62 | .273 | | | | | | | | | | | | | | | | | | | | | | | | | | | | | | | | | | | | | | | | | | | | | | | | | | | | | | | | | | | | | | | | | | | | | | | | | | | | | | | | | | | | | | | | | | | | | |
| AVG | H | 2B | 3B | HR | RBI | SB | | | | | | | | | | | | | | | | | | | | | | | | | | | | | | | | | | | | | | | | | | | | | | | | | | | | | | | | | | | | | | | | | | | | | | | | | | | | | | | | | | | | | | | | | | | | | | | | | | | |
| .273 | 120 | 21 | 1 | 9 | 4 | 1 | | | | | | | | | | | | | | | | | | | | | | | | | | | | | | | | | | | | | | | | | | | | | | | | | | | | | | | | | | | | | | | | | | | | | | | | | | | | | | | | | | | | | | | | | | | | | | | | | | | |
| G | AB | R | H | 2B | 3B | HR | RBI | SB | SLG | BB | SO | AVG | | | | | | | | | | | | | | | | | | | | | | | | | | | | | | | | | | | | | | | | | | | | | | | | | | | | | | | | | | | | | | | | | | | | | | | | | | | | | | | | | | | | | | | | | | | | | |
| 120 | 430 | 68 | 116 | 16 | 1 | 7 | 44 | 15 | .360 | 69 | 116 | .270 | | | | | | | | | | | | | | | | | | | | | | | | | | | | | | | | | | | | | | | | | | | | | | | | | | | | | | | | | | | | | | | | | | | | | | | | | | | | | | | | | | | | | | | | | | | | | |
| AVG | H | 2B | 3B | HR | RBI | SB | | | | | | | | | | | | | | | | | | | | | | | | | | | | | | | | | | | | | | | | | | | | | | | | | | | | | | | | | | | | | | | | | | | | | | | | | | | | | | | | | | | | | | | | | | | | | | | | | | | |
| .270 | 116 | 16 | 1 | 7 | 4 | 2 | | | | | | | | | | | | | | | | | | | | | | | | | | | | | | | | | | | | | | | | | | | | | | | | | | | | | | | | | | | | | | | | | | | | | | | | | | | | | | | | | | | | | | | | | | | | | | | | | | | |
| <div>140</div> <div>DARRIN FLETCHER</div> <div>C</div> <div>HT: 6'2" WT: 195 BATS: LEFT THROWS: RIGHT</div> <div>BORN: 10-3-1966, Elmhurst, IL</div> <div>1997 MONTREAL EXPOS BATTING RECORD</div> <table><tr><td>G</td><td>AB</td><td>R</td><td>H</td><td>2B</td><td>3B</td><td>HR</td><td>RBI</td><td>SB</td><td>SLG</td><td>BB</td><td>SO</td><td>AVG</td></tr><tr><td>96</td><td>310</td><td>39</td><td>86</td><td>20</td><td>1</td><td>17</td><td>55</td><td>1</td><td>.513</td><td>17</td><td>35</td><td>.277</td></tr></table> <div>CARDBOARD BASEBALL RATINGS</div> <table><tr><td>AVG</td><td>H</td><td>2B</td><td>3B</td><td>HR</td><td>RBI</td><td>SB</td></tr><tr><td>.277</td><td>86</td><td>20</td><td>1</td><td>17</td><td>5</td><td>1</td></tr></table> <div>DEFENSE RATING</div> | | | | | | | | | | | | | G | AB | R | H | 2B | 3B | HR | RBI | SB | SLG | BB | SO | AVG | 96 | 310 | 39 | 86 | 20 | 1 | 17 | 55 | 1 | .513 | 17 | 35 | .277 | AVG | H | 2B | 3B | HR | RBI | SB | .277 | 86 | 20 | 1 | 17 | 5 | 1 | <div>144</div> <div>MATT FRANCO</div> <div>3B-1B</div> <div>HT: 6'2" WT: 200 BATS: LEFT THROWS: RIGHT</div> <div>BORN: 8-19-1969, Santa Monica, CA</div> <div>1997 NEW YORK METS BATTING RECORD</div> <table><tr><td>G</td><td>AB</td><td>R</td><td>H</td><td>2B</td><td>3B</td><td>HR</td><td>RBI</td><td>SB</td><td>SLG</td><td>BB</td><td>SO</td><td>AVG</td></tr><tr><td>112</td><td>163</td><td>21</td><td>45</td><td>5</td><td>0</td><td>5</td><td>21</td><td>1</td><td>.399</td><td>13</td><td>23</td><td>.276</td></tr></table> <div>CARDBOARD BASEBALL RATINGS</div> <table><tr><td>AVG</td><td>H</td><td>2B</td><td>3B</td><td>HR</td><td>RBI</td><td>SB</td></tr><tr><td>.276</td><td>45</td><td>5</td><td>0</td><td>5</td><td>2</td><td>1</td></tr></table> <div>DEFENSE RATING</div> <div>3B:  1B: </div> | | | | | | | | | | | | | G | AB | R | H | 2B | 3B | HR | RBI | SB | SLG | BB | SO | AVG | 112 | 163 | 21 | 45 | 5 | 0 | 5 | 21 | 1 | .399 | 13 | 23 | .276 | AVG | H | 2B | 3B | HR | RBI | SB | .276 | 45 | 5 | 0 | 5 | 2 | 1 |
| G | AB | R | H | 2B | 3B | HR | RBI | SB | SLG | BB | SO | AVG | | | | | | | | | | | | | | | | | | | | | | | | | | | | | | | | | | | | | | | | | | | | | | | | | | | | | | | | | | | | | | | | | | | | | | | | | | | | | | | | | | | | | | | | | | | | | |
| 96 | 310 | 39 | 86 | 20 | 1 | 17 | 55 | 1 | .513 | 17 | 35 | .277 | | | | | | | | | | | | | | | | | | | | | | | | | | | | | | | | | | | | | | | | | | | | | | | | | | | | | | | | | | | | | | | | | | | | | | | | | | | | | | | | | | | | | | | | | | | | | |
| AVG | H | 2B | 3B | HR | RBI | SB | | | | | | | | | | | | | | | | | | | | | | | | | | | | | | | | | | | | | | | | | | | | | | | | | | | | | | | | | | | | | | | | | | | | | | | | | | | | | | | | | | | | | | | | | | | | | | | | | | | |
| .277 | 86 | 20 | 1 | 17 | 5 | 1 | | | | | | | | | | | | | | | | | | | | | | | | | | | | | | | | | | | | | | | | | | | | | | | | | | | | | | | | | | | | | | | | | | | | | | | | | | | | | | | | | | | | | | | | | | | | | | | | | | | |
| G | AB | R | H | 2B | 3B | HR | RBI | SB | SLG | BB | SO | AVG | | | | | | | | | | | | | | | | | | | | | | | | | | | | | | | | | | | | | | | | | | | | | | | | | | | | | | | | | | | | | | | | | | | | | | | | | | | | | | | | | | | | | | | | | | | | | |
| 112 | 163 | 21 | 45 | 5 | 0 | 5 | 21 | 1 | .399 | 13 | 23 | .276 | | | | | | | | | | | | | | | | | | | | | | | | | | | | | | | | | | | | | | | | | | | | | | | | | | | | | | | | | | | | | | | | | | | | | | | | | | | | | | | | | | | | | | | | | | | | | |
| AVG | H | 2B | 3B | HR | RBI | SB | | | | | | | | | | | | | | | | | | | | | | | | | | | | | | | | | | | | | | | | | | | | | | | | | | | | | | | | | | | | | | | | | | | | | | | | | | | | | | | | | | | | | | | | | | | | | | | | | | | |
| .276 | 45 | 5 | 0 | 5 | 2 | 1 | | | | | | | | | | | | | | | | | | | | | | | | | | | | | | | | | | | | | | | | | | | | | | | | | | | | | | | | | | | | | | | | | | | | | | | | | | | | | | | | | | | | | | | | | | | | | | | | | | | |


| | | | | | | | | | | | | | | | | | | | | | | | | | | | | | | | | | | | | | | | | | | | | | | | | | | | | | | | | | | | | | | | | | | | | | | | | | | | | | | | | | | | | | | | | | | | | | | | | | | | | | | | | | |
|---|-----|-----|-----|----|-----|----|-----|----|------|----|-----|------|---|----|---|---|----|----|----|-----|----|-----|----|----|-----|-----|-----|----|-----|----|---|----|-----|----|------|----|-----|------|-----|---|----|----|----|-----|----|------|-----|----|---|----|----|---|--|--|--|--|--|--|--|--|--|--|--|--|--|---|----|---|---|----|----|----|-----|----|-----|----|----|-----|-----|-----|-----|-----|----|---|----|-----|----|------|----|-----|------|-----|---|----|----|----|-----|----|------|-----|----|---|----|----|---|
| <div>145</div> <div>MICAH FRANKLIN</div> <div>OF</div> <div>HT: 6'0" WT: 205 BATS: BOTH THROWS: RIGHT BORN: 4-25-1972, San Francisco, CA</div> <div>1997 ST. LOUIS CARDINALS BATTING RECORD</div> <table><tr><td>G</td><td>AB</td><td>R</td><td>H</td><td>2B</td><td>3B</td><td>HR</td><td>RBI</td><td>SB</td><td>SLG</td><td>BB</td><td>SO</td><td>AVG</td></tr><tr><td>17</td><td>34</td><td>6</td><td>11</td><td>0</td><td>0</td><td>2</td><td>2</td><td>0</td><td>.500</td><td>3</td><td>10</td><td>.324</td></tr></table> <div>CARDBOARD BASEBALL RATINGS</div> <table><tr><td>AVG</td><td>H</td><td>2B</td><td>3B</td><td>HR</td><td>RBI</td><td>SB</td></tr><tr><td>.324</td><td>11</td><td>0</td><td>0</td><td>2</td><td>0</td><td>1</td></tr></table> <div>DEFENSE RATING</div> <div>OF: </div> | | | | | | | | | | | | | G | AB | R | H | 2B | 3B | HR | RBI | SB | SLG | BB | SO | AVG | 17 | 34 | 6 | 11 | 0 | 0 | 2 | 2 | 0 | .500 | 3 | 10 | .324 | AVG | H | 2B | 3B | HR | RBI | SB | .324 | 11 | 0 | 0 | 2 | 0 | 1 | <div>149</div> <div>GARY GAETTI</div> <div>3B-1B</div> <div>HT: 6'0" WT: 180 BATS: RIGHT THROWS: RIGHT BORN: 8-19-1958, Centralia, IL</div> <div>1997 ST. LOUIS CARDINALS BATTING RECORD</div> <table><tr><td>G</td><td>AB</td><td>R</td><td>H</td><td>2B</td><td>3B</td><td>HR</td><td>RBI</td><td>SB</td><td>SLG</td><td>BB</td><td>SO</td><td>AVG</td></tr><tr><td>148</td><td>502</td><td>63</td><td>126</td><td>24</td><td>1</td><td>17</td><td>69</td><td>7</td><td>.404</td><td>36</td><td>88</td><td>.251</td></tr></table> <div>CARDBOARD BASEBALL RATINGS</div> <table><tr><td>AVG</td><td>H</td><td>2B</td><td>3B</td><td>HR</td><td>RBI</td><td>SB</td></tr><tr><td>.251</td><td>126</td><td>24</td><td>1</td><td>17</td><td>6</td><td>1</td></tr></table> <div>DEFENSE RATING</div> <div>3B:  1B: </div> | | | | | | | | | | | | | G | AB | R | H | 2B | 3B | HR | RBI | SB | SLG | BB | SO | AVG | 148 | 502 | 63 | 126 | 24 | 1 | 17 | 69 | 7 | .404 | 36 | 88 | .251 | AVG | H | 2B | 3B | HR | RBI | SB | .251 | 126 | 24 | 1 | 17 | 6 | 1 |
| G | AB | R | H | 2B | 3B | HR | RBI | SB | SLG | BB | SO | AVG | | | | | | | | | | | | | | | | | | | | | | | | | | | | | | | | | | | | | | | | | | | | | | | | | | | | | | | | | | | | | | | | | | | | | | | | | | | | | | | | | | | | | | | | | | | | | |
| 17 | 34 | 6 | 11 | 0 | 0 | 2 | 2 | 0 | .500 | 3 | 10 | .324 | | | | | | | | | | | | | | | | | | | | | | | | | | | | | | | | | | | | | | | | | | | | | | | | | | | | | | | | | | | | | | | | | | | | | | | | | | | | | | | | | | | | | | | | | | | | | |
| AVG | H | 2B | 3B | HR | RBI | SB | | | | | | | | | | | | | | | | | | | | | | | | | | | | | | | | | | | | | | | | | | | | | | | | | | | | | | | | | | | | | | | | | | | | | | | | | | | | | | | | | | | | | | | | | | | | | | | | | | | |
| .324 | 11 | 0 | 0 | 2 | 0 | 1 | | | | | | | | | | | | | | | | | | | | | | | | | | | | | | | | | | | | | | | | | | | | | | | | | | | | | | | | | | | | | | | | | | | | | | | | | | | | | | | | | | | | | | | | | | | | | | | | | | | |
| G | AB | R | H | 2B | 3B | HR | RBI | SB | SLG | BB | SO | AVG | | | | | | | | | | | | | | | | | | | | | | | | | | | | | | | | | | | | | | | | | | | | | | | | | | | | | | | | | | | | | | | | | | | | | | | | | | | | | | | | | | | | | | | | | | | | | |
| 148 | 502 | 63 | 126 | 24 | 1 | 17 | 69 | 7 | .404 | 36 | 88 | .251 | | | | | | | | | | | | | | | | | | | | | | | | | | | | | | | | | | | | | | | | | | | | | | | | | | | | | | | | | | | | | | | | | | | | | | | | | | | | | | | | | | | | | | | | | | | | | |
| AVG | H | 2B | 3B | HR | RBI | SB | | | | | | | | | | | | | | | | | | | | | | | | | | | | | | | | | | | | | | | | | | | | | | | | | | | | | | | | | | | | | | | | | | | | | | | | | | | | | | | | | | | | | | | | | | | | | | | | | | | |
| .251 | 126 | 24 | 1 | 17 | 6 | 1 | | | | | | | | | | | | | | | | | | | | | | | | | | | | | | | | | | | | | | | | | | | | | | | | | | | | | | | | | | | | | | | | | | | | | | | | | | | | | | | | | | | | | | | | | | | | | | | | | | | |
| <div>146</div> <div>JEFF FRYE</div> <div>2B-3B-OF</div> <div>HT: 5'9" WT: 180 BATS: RIGHT THROWS: RIGHT BORN: 8-31-1966, Oakland, CA</div> <div>1997 BOSTON RED SOX BATTING RECORD</div> <table><tr><td>G</td><td>AB</td><td>R</td><td>H</td><td>2B</td><td>3B</td><td>HR</td><td>RBI</td><td>SB</td><td>SLG</td><td>BB</td><td>SO</td><td>AVG</td></tr><tr><td>127</td><td>404</td><td>56</td><td>126</td><td>36</td><td>2</td><td>3</td><td>51</td><td>19</td><td>.433</td><td>27</td><td>44</td><td>.312</td></tr></table> <div>CARDBOARD BASEBALL RATINGS</div> <table><tr><td>AVG</td><td>H</td><td>2B</td><td>3B</td><td>HR</td><td>RBI</td><td>SB</td></tr><tr><td>.312</td><td>126</td><td>36</td><td>2</td><td>3</td><td>5</td><td>2</td></tr></table> <div>DEFENSE RATING</div> <div>2B:  3B:  OF: </div> | | | | | | | | | | | | | G | AB | R | H | 2B | 3B | HR | RBI | SB | SLG | BB | SO | AVG | 127 | 404 | 56 | 126 | 36 | 2 | 3 | 51 | 19 | .433 | 27 | 44 | .312 | AVG | H | 2B | 3B | HR | RBI | SB | .312 | 126 | 36 | 2 | 3 | 5 | 2 | <div>150</div> <div>GREG GAGNE</div> <div>SS</div> <div>HT: 5'11" WT: 185 BATS: RIGHT THROWS: RIGHT BORN: 11-12-1961, Fall River, MA</div> <div>1997 LOS ANGELES DODGERS BATTING RECORD</div> <table><tr><td>G</td><td>AB</td><td>R</td><td>H</td><td>2B</td><td>3B</td><td>HR</td><td>RBI</td><td>SB</td><td>SLG</td><td>BB</td><td>SO</td><td>AVG</td></tr><tr><td>144</td><td>514</td><td>49</td><td>129</td><td>20</td><td>3</td><td>9</td><td>57</td><td>2</td><td>.354</td><td>31</td><td>120</td><td>.251</td></tr></table> <div>CARDBOARD BASEBALL RATINGS</div> <table><tr><td>AVG</td><td>H</td><td>2B</td><td>3B</td><td>HR</td><td>RBI</td><td>SB</td></tr><tr><td>.251</td><td>129</td><td>20</td><td>3</td><td>9</td><td>5</td><td>1</td></tr></table> <div>DEFENSE RATING</div> <div>SS: </div> | | | | | | | | | | | | | G | AB | R | H | 2B | 3B | HR | RBI | SB | SLG | BB | SO | AVG | 144 | 514 | 49 | 129 | 20 | 3 | 9 | 57 | 2 | .354 | 31 | 120 | .251 | AVG | H | 2B | 3B | HR | RBI | SB | .251 | 129 | 20 | 3 | 9 | 5 | 1 |
| G | AB | R | H | 2B | 3B | HR | RBI | SB | SLG | BB | SO | AVG | | | | | | | | | | | | | | | | | | | | | | | | | | | | | | | | | | | | | | | | | | | | | | | | | | | | | | | | | | | | | | | | | | | | | | | | | | | | | | | | | | | | | | | | | | | | | |
| 127 | 404 | 56 | 126 | 36 | 2 | 3 | 51 | 19 | .433 | 27 | 44 | .312 | | | | | | | | | | | | | | | | | | | | | | | | | | | | | | | | | | | | | | | | | | | | | | | | | | | | | | | | | | | | | | | | | | | | | | | | | | | | | | | | | | | | | | | | | | | | | |
| AVG | H | 2B | 3B | HR | RBI | SB | | | | | | | | | | | | | | | | | | | | | | | | | | | | | | | | | | | | | | | | | | | | | | | | | | | | | | | | | | | | | | | | | | | | | | | | | | | | | | | | | | | | | | | | | | | | | | | | | | | |
| .312 | 126 | 36 | 2 | 3 | 5 | 2 | | | | | | | | | | | | | | | | | | | | | | | | | | | | | | | | | | | | | | | | | | | | | | | | | | | | | | | | | | | | | | | | | | | | | | | | | | | | | | | | | | | | | | | | | | | | | | | | | | | |
| G | AB | R | H | 2B | 3B | HR | RBI | SB | SLG | BB | SO | AVG | | | | | | | | | | | | | | | | | | | | | | | | | | | | | | | | | | | | | | | | | | | | | | | | | | | | | | | | | | | | | | | | | | | | | | | | | | | | | | | | | | | | | | | | | | | | | |
| 144 | 514 | 49 | 129 | 20 | 3 | 9 | 57 | 2 | .354 | 31 | 120 | .251 | | | | | | | | | | | | | | | | | | | | | | | | | | | | | | | | | | | | | | | | | | | | | | | | | | | | | | | | | | | | | | | | | | | | | | | | | | | | | | | | | | | | | | | | | | | | | |
| AVG | H | 2B | 3B | HR | RBI | SB | | | | | | | | | | | | | | | | | | | | | | | | | | | | | | | | | | | | | | | | | | | | | | | | | | | | | | | | | | | | | | | | | | | | | | | | | | | | | | | | | | | | | | | | | | | | | | | | | | | |
| .251 | 129 | 20 | 3 | 9 | 5 | 1 | | | | | | | | | | | | | | | | | | | | | | | | | | | | | | | | | | | | | | | | | | | | | | | | | | | | | | | | | | | | | | | | | | | | | | | | | | | | | | | | | | | | | | | | | | | | | | | | | | | |
| <div>147</div> <div>TRAVIS FRYMAN</div> <div>3B</div> <div>HT: 6'1" WT: 180 BATS: RIGHT THROWS: RIGHT BORN: 3-25-1969, Lexington, KY</div> <div>1997 DETROIT TIGERS BATTING RECORD</div> <table><tr><td>G</td><td>AB</td><td>R</td><td>H</td><td>2B</td><td>3B</td><td>HR</td><td>RBI</td><td>SB</td><td>SLG</td><td>BB</td><td>SO</td><td>AVG</td></tr><tr><td>154</td><td>595</td><td>90</td><td>163</td><td>27</td><td>3</td><td>22</td><td>102</td><td>16</td><td>.440</td><td>46</td><td>113</td><td>.274</td></tr></table> <div>CARDBOARD BASEBALL RATINGS</div> <table><tr><td>AVG</td><td>H</td><td>2B</td><td>3B</td><td>HR</td><td>RBI</td><td>SB</td></tr><tr><td>.274</td><td>163</td><td>27</td><td>3</td><td>22</td><td>10</td><td>2</td></tr></table> <div>DEFENSE RATING</div> <div>3B: </div> | | | | | | | | | | | | | G | AB | R | H | 2B | 3B | HR | RBI | SB | SLG | BB | SO | AVG | 154 | 595 | 90 | 163 | 27 | 3 | 22 | 102 | 16 | .440 | 46 | 113 | .274 | AVG | H | 2B | 3B | HR | RBI | SB | .274 | 163 | 27 | 3 | 22 | 10 | 2 | <div>151</div> <div>ANDRES GALARRAGA</div> <div>1B</div> <div>HT: 6'3" WT: 235 BATS: RIGHT THROWS: RIGHT BORN: 6-18-1961, Caracas, Venezuela</div> <div>1997 COLORADO ROCKIES BATTING RECORD</div> <table><tr><td>G</td><td>AB</td><td>R</td><td>H</td><td>2B</td><td>3B</td><td>HR</td><td>RBI</td><td>SB</td><td>SLG</td><td>BB</td><td>SO</td><td>AVG</td></tr><tr><td>154</td><td>600</td><td>120</td><td>191</td><td>31</td><td>3</td><td>41</td><td>140</td><td>15</td><td>.585</td><td>54</td><td>141</td><td>.318</td></tr></table> <div>CARDBOARD BASEBALL RATINGS</div> <table><tr><td>AVG</td><td>H</td><td>2B</td><td>3B</td><td>HR</td><td>RBI</td><td>SB</td></tr><tr><td>.318</td><td>191</td><td>31</td><td>3</td><td>41</td><td>14</td><td>2</td></tr></table> <div>DEFENSE RATING</div> <div>1B: </div> | | | | | | | | | | | | | G | AB | R | H | 2B | 3B | HR | RBI | SB | SLG | BB | SO | AVG | 154 | 600 | 120 | 191 | 31 | 3 | 41 | 140 | 15 | .585 | 54 | 141 | .318 | AVG | H | 2B | 3B | HR | RBI | SB | .318 | 191 | 31 | 3 | 41 | 14 | 2 |
| G | AB | R | H | 2B | 3B | HR | RBI | SB | SLG | BB | SO | AVG | | | | | | | | | | | | | | | | | | | | | | | | | | | | | | | | | | | | | | | | | | | | | | | | | | | | | | | | | | | | | | | | | | | | | | | | | | | | | | | | | | | | | | | | | | | | | |
| 154 | 595 | 90 | 163 | 27 | 3 | 22 | 102 | 16 | .440 | 46 | 113 | .274 | | | | | | | | | | | | | | | | | | | | | | | | | | | | | | | | | | | | | | | | | | | | | | | | | | | | | | | | | | | | | | | | | | | | | | | | | | | | | | | | | | | | | | | | | | | | | |
| AVG | H | 2B | 3B | HR | RBI | SB | | | | | | | | | | | | | | | | | | | | | | | | | | | | | | | | | | | | | | | | | | | | | | | | | | | | | | | | | | | | | | | | | | | | | | | | | | | | | | | | | | | | | | | | | | | | | | | | | | | |
| .274 | 163 | 27 | 3 | 22 | 10 | 2 | | | | | | | | | | | | | | | | | | | | | | | | | | | | | | | | | | | | | | | | | | | | | | | | | | | | | | | | | | | | | | | | | | | | | | | | | | | | | | | | | | | | | | | | | | | | | | | | | | | |
| G | AB | R | H | 2B | 3B | HR | RBI | SB | SLG | BB | SO | AVG | | | | | | | | | | | | | | | | | | | | | | | | | | | | | | | | | | | | | | | | | | | | | | | | | | | | | | | | | | | | | | | | | | | | | | | | | | | | | | | | | | | | | | | | | | | | | |
| 154 | 600 | 120 | 191 | 31 | 3 | 41 | 140 | 15 | .585 | 54 | 141 | .318 | | | | | | | | | | | | | | | | | | | | | | | | | | | | | | | | | | | | | | | | | | | | | | | | | | | | | | | | | | | | | | | | | | | | | | | | | | | | | | | | | | | | | | | | | | | | | |
| AVG | H | 2B | 3B | HR | RBI | SB | | | | | | | | | | | | | | | | | | | | | | | | | | | | | | | | | | | | | | | | | | | | | | | | | | | | | | | | | | | | | | | | | | | | | | | | | | | | | | | | | | | | | | | | | | | | | | | | | | | |
| .318 | 191 | 31 | 3 | 41 | 14 | 2 | | | | | | | | | | | | | | | | | | | | | | | | | | | | | | | | | | | | | | | | | | | | | | | | | | | | | | | | | | | | | | | | | | | | | | | | | | | | | | | | | | | | | | | | | | | | | | | | | | | |
| <div>148</div> <div>BRAD FULLMER</div> <div>1B</div> <div>HT: 6'1" WT: 185 BATS: LEFT THROWS: RIGHT BORN: 1-17-1975, Chatsworth, CA</div> <div>1997 MONTREAL EXPOS BATTING RECORD</div> <table><tr><td>G</td><td>AB</td><td>R</td><td>H</td><td>2B</td><td>3B</td><td>HR</td><td>RBI</td><td>SB</td><td>SLG</td><td>BB</td><td>SO</td><td>AVG</td></tr><tr><td>19</td><td>40</td><td>4</td><td>12</td><td>2</td><td>0</td><td>3</td><td>8</td><td>0</td><td>.575</td><td>2</td><td>7</td><td>.300</td></tr></table> <div>CARDBOARD BASEBALL RATINGS</div> <table><tr><td>AVG</td><td>H</td><td>2B</td><td>3B</td><td>HR</td><td>RBI</td><td>SB</td></tr><tr><td>.300</td><td>12</td><td>2</td><td>0</td><td>3</td><td>0</td><td>1</td></tr></table> <div>DEFENSE RATING</div> <div>1B: </div> | | | | | | | | | | | | | G | AB | R | H | 2B | 3B | HR | RBI | SB | SLG | BB | SO | AVG | 19 | 40 | 4 | 12 | 2 | 0 | 3 | 8 | 0 | .575 | 2 | 7 | .300 | AVG | H | 2B | 3B | HR | RBI | SB | .300 | 12 | 2 | 0 | 3 | 0 | 1 | <div>152</div> <div>MIKE GALLEGO</div> <div>2B-3B-SS</div> <div>HT: 5'8" WT: 160 BATS: RIGHT THROWS: RIGHT BORN: 10-31-1960, Whittier, CA</div> <div>1997 ST. LOUIS CARDINALS BATTING RECORD</div> <table><tr><td>G</td><td>AB</td><td>R</td><td>H</td><td>2B</td><td>3B</td><td>HR</td><td>RBI</td><td>SB</td><td>SLG</td><td>BB</td><td>SO</td><td>AVG</td></tr><tr><td>27</td><td>43</td><td>6</td><td>7</td><td>2</td><td>0</td><td>0</td><td>1</td><td>0</td><td>.209</td><td>1</td><td>6</td><td>.163</td></tr></table> <div>CARDBOARD BASEBALL RATINGS</div> <table><tr><td>AVG</td><td>H</td><td>2B</td><td>3B</td><td>HR</td><td>RBI</td><td>SB</td></tr><tr><td>.163</td><td>7</td><td>2</td><td>0</td><td>0</td><td>0</td><td>1</td></tr></table> <div>DEFENSE RATING</div> <div>2B:  3B:  SS: </div> | | | | | | | | | | | | | G | AB | R | H | 2B | 3B | HR | RBI | SB | SLG | BB | SO | AVG | 27 | 43 | 6 | 7 | 2 | 0 | 0 | 1 | 0 | .209 | 1 | 6 | .163 | AVG | H | 2B | 3B | HR | RBI | SB | .163 | 7 | 2 | 0 | 0 | 0 | 1 |
| G | AB | R | H | 2B | 3B | HR | RBI | SB | SLG | BB | SO | AVG | | | | | | | | | | | | | | | | | | | | | | | | | | | | | | | | | | | | | | | | | | | | | | | | | | | | | | | | | | | | | | | | | | | | | | | | | | | | | | | | | | | | | | | | | | | | | |
| 19 | 40 | 4 | 12 | 2 | 0 | 3 | 8 | 0 | .575 | 2 | 7 | .300 | | | | | | | | | | | | | | | | | | | | | | | | | | | | | | | | | | | | | | | | | | | | | | | | | | | | | | | | | | | | | | | | | | | | | | | | | | | | | | | | | | | | | | | | | | | | | |
| AVG | H | 2B | 3B | HR | RBI | SB | | | | | | | | | | | | | | | | | | | | | | | | | | | | | | | | | | | | | | | | | | | | | | | | | | | | | | | | | | | | | | | | | | | | | | | | | | | | | | | | | | | | | | | | | | | | | | | | | | | |
| .300 | 12 | 2 | 0 | 3 | 0 | 1 | | | | | | | | | | | | | | | | | | | | | | | | | | | | | | | | | | | | | | | | | | | | | | | | | | | | | | | | | | | | | | | | | | | | | | | | | | | | | | | | | | | | | | | | | | | | | | | | | | | |
| G | AB | R | H | 2B | 3B | HR | RBI | SB | SLG | BB | SO | AVG | | | | | | | | | | | | | | | | | | | | | | | | | | | | | | | | | | | | | | | | | | | | | | | | | | | | | | | | | | | | | | | | | | | | | | | | | | | | | | | | | | | | | | | | | | | | | |
| 27 | 43 | 6 | 7 | 2 | 0 | 0 | 1 | 0 | .209 | 1 | 6 | .163 | | | | | | | | | | | | | | | | | | | | | | | | | | | | | | | | | | | | | | | | | | | | | | | | | | | | | | | | | | | | | | | | | | | | | | | | | | | | | | | | | | | | | | | | | | | | | |
| AVG | H | 2B | 3B | HR | RBI | SB | | | | | | | | | | | | | | | | | | | | | | | | | | | | | | | | | | | | | | | | | | | | | | | | | | | | | | | | | | | | | | | | | | | | | | | | | | | | | | | | | | | | | | | | | | | | | | | | | | | |
| .163 | 7 | 2 | 0 | 0 | 0 | 1 | | | | | | | | | | | | | | | | | | | | | | | | | | | | | | | | | | | | | | | | | | | | | | | | | | | | | | | | | | | | | | | | | | | | | | | | | | | | | | | | | | | | | | | | | | | | | | | | | | | |


| | | | | | | | | | | | | | | | | | | | | | | | | | | | | | | | | | | | | | | | | | | | | | | | | | | | | | | | | | | | | | | | | | | | | | | | | | | | | | | | | | | | | | | | | | | | | | | | | | | | | | | | | | |
|---|-----|-----|-----|----|-----|----|-----|----|------|----|-----|------|---|----|---|---|----|----|----|-----|----|-----|----|----|-----|-----|-----|----|-----|----|---|----|----|----|------|----|-----|------|-----|---|----|----|----|-----|----|------|-----|----|---|----|---|---|--|--|--|--|--|--|--|--|--|--|--|--|--|---|----|---|---|----|----|----|-----|----|-----|----|----|-----|-----|-----|-----|-----|----|----|----|----|----|------|----|----|------|-----|---|----|----|----|-----|----|------|-----|----|----|----|---|---|
| <div>153</div> <div>RON GANT</div> <div>OF</div> <div>HT: 6'0" WT: 172 BATS: RIGHT THROWS: RIGHT BORN: 3-2-1965, Victoria, TX</div> <div>1997 ST. LOUIS CARDINALS BATTING RECORD</div> <table><tr><td>G</td><td>AB</td><td>R</td><td>H</td><td>2B</td><td>3B</td><td>HR</td><td>RBI</td><td>SB</td><td>SLG</td><td>BB</td><td>SO</td><td>AVG</td></tr><tr><td>139</td><td>502</td><td>68</td><td>115</td><td>21</td><td>4</td><td>17</td><td>62</td><td>14</td><td>.388</td><td>58</td><td>162</td><td>.229</td></tr></table> <div>CARDBOARD BASEBALL RATINGS</div> <table><tr><td>AVG</td><td>H</td><td>2B</td><td>3B</td><td>HR</td><td>RBI</td><td>SB</td></tr><tr><td>.229</td><td>115</td><td>21</td><td>4</td><td>17</td><td>6</td><td>1</td></tr></table> <div>DEFENSE RATING</div> <div>OF: </div> | | | | | | | | | | | | | G | AB | R | H | 2B | 3B | HR | RBI | SB | SLG | BB | SO | AVG | 139 | 502 | 68 | 115 | 21 | 4 | 17 | 62 | 14 | .388 | 58 | 162 | .229 | AVG | H | 2B | 3B | HR | RBI | SB | .229 | 115 | 21 | 4 | 17 | 6 | 1 | <div>157</div> <div>NOMAR GARCIAPARRA</div> <div>SS</div> <div>HT: 6'0" WT: 165 BATS: RIGHT THROWS: RIGHT BORN: 7-23-1973, Whittier, CA</div> <div>1997 BOSTON RED SOX BATTING RECORD</div> <table><tr><td>G</td><td>AB</td><td>R</td><td>H</td><td>2B</td><td>3B</td><td>HR</td><td>RBI</td><td>SB</td><td>SLG</td><td>BB</td><td>SO</td><td>AVG</td></tr><tr><td>153</td><td>684</td><td>122</td><td>209</td><td>44</td><td>11</td><td>30</td><td>98</td><td>22</td><td>.534</td><td>35</td><td>92</td><td>.306</td></tr></table> <div>CARDBOARD BASEBALL RATINGS</div> <table><tr><td>AVG</td><td>H</td><td>2B</td><td>3B</td><td>HR</td><td>RBI</td><td>SB</td></tr><tr><td>.306</td><td>209</td><td>44</td><td>11</td><td>30</td><td>9</td><td>2</td></tr></table> <div>DEFENSE RATING</div> <div>SS: </div> | | | | | | | | | | | | | G | AB | R | H | 2B | 3B | HR | RBI | SB | SLG | BB | SO | AVG | 153 | 684 | 122 | 209 | 44 | 11 | 30 | 98 | 22 | .534 | 35 | 92 | .306 | AVG | H | 2B | 3B | HR | RBI | SB | .306 | 209 | 44 | 11 | 30 | 9 | 2 |
| G | AB | R | H | 2B | 3B | HR | RBI | SB | SLG | BB | SO | AVG | | | | | | | | | | | | | | | | | | | | | | | | | | | | | | | | | | | | | | | | | | | | | | | | | | | | | | | | | | | | | | | | | | | | | | | | | | | | | | | | | | | | | | | | | | | | | |
| 139 | 502 | 68 | 115 | 21 | 4 | 17 | 62 | 14 | .388 | 58 | 162 | .229 | | | | | | | | | | | | | | | | | | | | | | | | | | | | | | | | | | | | | | | | | | | | | | | | | | | | | | | | | | | | | | | | | | | | | | | | | | | | | | | | | | | | | | | | | | | | | |
| AVG | H | 2B | 3B | HR | RBI | SB | | | | | | | | | | | | | | | | | | | | | | | | | | | | | | | | | | | | | | | | | | | | | | | | | | | | | | | | | | | | | | | | | | | | | | | | | | | | | | | | | | | | | | | | | | | | | | | | | | | |
| .229 | 115 | 21 | 4 | 17 | 6 | 1 | | | | | | | | | | | | | | | | | | | | | | | | | | | | | | | | | | | | | | | | | | | | | | | | | | | | | | | | | | | | | | | | | | | | | | | | | | | | | | | | | | | | | | | | | | | | | | | | | | | |
| G | AB | R | H | 2B | 3B | HR | RBI | SB | SLG | BB | SO | AVG | | | | | | | | | | | | | | | | | | | | | | | | | | | | | | | | | | | | | | | | | | | | | | | | | | | | | | | | | | | | | | | | | | | | | | | | | | | | | | | | | | | | | | | | | | | | | |
| 153 | 684 | 122 | 209 | 44 | 11 | 30 | 98 | 22 | .534 | 35 | 92 | .306 | | | | | | | | | | | | | | | | | | | | | | | | | | | | | | | | | | | | | | | | | | | | | | | | | | | | | | | | | | | | | | | | | | | | | | | | | | | | | | | | | | | | | | | | | | | | | |
| AVG | H | 2B | 3B | HR | RBI | SB | | | | | | | | | | | | | | | | | | | | | | | | | | | | | | | | | | | | | | | | | | | | | | | | | | | | | | | | | | | | | | | | | | | | | | | | | | | | | | | | | | | | | | | | | | | | | | | | | | | |
| .306 | 209 | 44 | 11 | 30 | 9 | 2 | | | | | | | | | | | | | | | | | | | | | | | | | | | | | | | | | | | | | | | | | | | | | | | | | | | | | | | | | | | | | | | | | | | | | | | | | | | | | | | | | | | | | | | | | | | | | | | | | | | |
| <div>154</div> <div>CARLOS GARCIA</div> <div>2B-SS</div> <div>HT: 6'1" WT: 185 BATS: RIGHT THROWS: RIGHT BORN: 10-15-1967, Tachira, Venezuela</div> <div>1997 TORONTO BLUE JAYS BATTING RECORD</div> <table><tr><td>G</td><td>AB</td><td>R</td><td>H</td><td>2B</td><td>3B</td><td>HR</td><td>RBI</td><td>SB</td><td>SLG</td><td>BB</td><td>SO</td><td>AVG</td></tr><tr><td>103</td><td>350</td><td>29</td><td>77</td><td>18</td><td>2</td><td>3</td><td>23</td><td>11</td><td>.309</td><td>15</td><td>60</td><td>.220</td></tr></table> <div>CARDBOARD BASEBALL RATINGS</div> <table><tr><td>AVG</td><td>H</td><td>2B</td><td>3B</td><td>HR</td><td>RBI</td><td>SB</td></tr><tr><td>.220</td><td>77</td><td>18</td><td>2</td><td>3</td><td>2</td><td>1</td></tr></table> <div>DEFENSE RATING</div> <div>2B:  SS: </div> | | | | | | | | | | | | | G | AB | R | H | 2B | 3B | HR | RBI | SB | SLG | BB | SO | AVG | 103 | 350 | 29 | 77 | 18 | 2 | 3 | 23 | 11 | .309 | 15 | 60 | .220 | AVG | H | 2B | 3B | HR | RBI | SB | .220 | 77 | 18 | 2 | 3 | 2 | 1 | <div>158</div> <div>BRENT GATES</div> <div>3B-2B-SS</div> <div>HT: 6'1" WT: 180 BATS: BOTH THROWS: RIGHT BORN: 3-14-1970, Grand Rapids, MI</div> <div>1997 SEATTLE MARINERS BATTING RECORD</div> <table><tr><td>G</td><td>AB</td><td>R</td><td>H</td><td>2B</td><td>3B</td><td>HR</td><td>RBI</td><td>SB</td><td>SLG</td><td>BB</td><td>SO</td><td>AVG</td></tr><tr><td>65</td><td>151</td><td>18</td><td>36</td><td>8</td><td>0</td><td>3</td><td>20</td><td>0</td><td>.351</td><td>14</td><td>21</td><td>.238</td></tr></table> <div>CARDBOARD BASEBALL RATINGS</div> <table><tr><td>AVG</td><td>H</td><td>2B</td><td>3B</td><td>HR</td><td>RBI</td><td>SB</td></tr><tr><td>.238</td><td>36</td><td>8</td><td>0</td><td>3</td><td>2</td><td>1</td></tr></table> <div>DEFENSE RATING</div> <div>3B:  2B:  SS: </div> | | | | | | | | | | | | | G | AB | R | H | 2B | 3B | HR | RBI | SB | SLG | BB | SO | AVG | 65 | 151 | 18 | 36 | 8 | 0 | 3 | 20 | 0 | .351 | 14 | 21 | .238 | AVG | H | 2B | 3B | HR | RBI | SB | .238 | 36 | 8 | 0 | 3 | 2 | 1 |
| G | AB | R | H | 2B | 3B | HR | RBI | SB | SLG | BB | SO | AVG | | | | | | | | | | | | | | | | | | | | | | | | | | | | | | | | | | | | | | | | | | | | | | | | | | | | | | | | | | | | | | | | | | | | | | | | | | | | | | | | | | | | | | | | | | | | | |
| 103 | 350 | 29 | 77 | 18 | 2 | 3 | 23 | 11 | .309 | 15 | 60 | .220 | | | | | | | | | | | | | | | | | | | | | | | | | | | | | | | | | | | | | | | | | | | | | | | | | | | | | | | | | | | | | | | | | | | | | | | | | | | | | | | | | | | | | | | | | | | | | |
| AVG | H | 2B | 3B | HR | RBI | SB | | | | | | | | | | | | | | | | | | | | | | | | | | | | | | | | | | | | | | | | | | | | | | | | | | | | | | | | | | | | | | | | | | | | | | | | | | | | | | | | | | | | | | | | | | | | | | | | | | | |
| .220 | 77 | 18 | 2 | 3 | 2 | 1 | | | | | | | | | | | | | | | | | | | | | | | | | | | | | | | | | | | | | | | | | | | | | | | | | | | | | | | | | | | | | | | | | | | | | | | | | | | | | | | | | | | | | | | | | | | | | | | | | | | |
| G | AB | R | H | 2B | 3B | HR | RBI | SB | SLG | BB | SO | AVG | | | | | | | | | | | | | | | | | | | | | | | | | | | | | | | | | | | | | | | | | | | | | | | | | | | | | | | | | | | | | | | | | | | | | | | | | | | | | | | | | | | | | | | | | | | | | |
| 65 | 151 | 18 | 36 | 8 | 0 | 3 | 20 | 0 | .351 | 14 | 21 | .238 | | | | | | | | | | | | | | | | | | | | | | | | | | | | | | | | | | | | | | | | | | | | | | | | | | | | | | | | | | | | | | | | | | | | | | | | | | | | | | | | | | | | | | | | | | | | | |
| AVG | H | 2B | 3B | HR | RBI | SB | | | | | | | | | | | | | | | | | | | | | | | | | | | | | | | | | | | | | | | | | | | | | | | | | | | | | | | | | | | | | | | | | | | | | | | | | | | | | | | | | | | | | | | | | | | | | | | | | | | |
| .238 | 36 | 8 | 0 | 3 | 2 | 1 | | | | | | | | | | | | | | | | | | | | | | | | | | | | | | | | | | | | | | | | | | | | | | | | | | | | | | | | | | | | | | | | | | | | | | | | | | | | | | | | | | | | | | | | | | | | | | | | | | | |
| <div>155</div> <div>FREDDY GARCIA</div> <div>3B</div> <div>HT: 6'2" WT: 190 BATS: RIGHT THROWS: RIGHT BORN: 8-1-1972, La Romana, D.R.</div> <div>1997 PITTSBURGH PIRATES BATTING RECORD</div> <table><tr><td>G</td><td>AB</td><td>R</td><td>H</td><td>2B</td><td>3B</td><td>HR</td><td>RBI</td><td>SB</td><td>SLG</td><td>BB</td><td>SO</td><td>AVG</td></tr><tr><td>20</td><td>40</td><td>4</td><td>6</td><td>1</td><td>0</td><td>3</td><td>5</td><td>0</td><td>.400</td><td>2</td><td>17</td><td>.150</td></tr></table> <div>CARDBOARD BASEBALL RATINGS</div> <table><tr><td>AVG</td><td>H</td><td>2B</td><td>3B</td><td>HR</td><td>RBI</td><td>SB</td></tr><tr><td>.150</td><td>6</td><td>1</td><td>0</td><td>3</td><td>0</td><td>1</td></tr></table> <div>DEFENSE RATING</div> <div>3B: </div> | | | | | | | | | | | | | G | AB | R | H | 2B | 3B | HR | RBI | SB | SLG | BB | SO | AVG | 20 | 40 | 4 | 6 | 1 | 0 | 3 | 5 | 0 | .400 | 2 | 17 | .150 | AVG | H | 2B | 3B | HR | RBI | SB | .150 | 6 | 1 | 0 | 3 | 0 | 1 | <div>159</div> <div>JASON GIAMBI</div> <div>OF-1B</div> <div>HT: 6'3" WT: 240 BATS: LEFT THROWS: RIGHT BORN: 1-8-1971, West Covina, CA</div> <div>1997 OAKLAND ATHLETICS BATTING RECORD</div> <table><tr><td>G</td><td>AB</td><td>R</td><td>H</td><td>2B</td><td>3B</td><td>HR</td><td>RBI</td><td>SB</td><td>SLG</td><td>BB</td><td>SO</td><td>AVG</td></tr><tr><td>142</td><td>519</td><td>66</td><td>152</td><td>41</td><td>2</td><td>20</td><td>81</td><td>0</td><td>.495</td><td>55</td><td>89</td><td>.293</td></tr></table> <div>CARDBOARD BASEBALL RATINGS</div> <table><tr><td>AVG</td><td>H</td><td>2B</td><td>3B</td><td>HR</td><td>RBI</td><td>SB</td></tr><tr><td>.293</td><td>152</td><td>41</td><td>2</td><td>20</td><td>8</td><td>1</td></tr></table> <div>DEFENSE RATING</div> <div>OF:  1B: </div> | | | | | | | | | | | | | G | AB | R | H | 2B | 3B | HR | RBI | SB | SLG | BB | SO | AVG | 142 | 519 | 66 | 152 | 41 | 2 | 20 | 81 | 0 | .495 | 55 | 89 | .293 | AVG | H | 2B | 3B | HR | RBI | SB | .293 | 152 | 41 | 2 | 20 | 8 | 1 |
| G | AB | R | H | 2B | 3B | HR | RBI | SB | SLG | BB | SO | AVG | | | | | | | | | | | | | | | | | | | | | | | | | | | | | | | | | | | | | | | | | | | | | | | | | | | | | | | | | | | | | | | | | | | | | | | | | | | | | | | | | | | | | | | | | | | | | |
| 20 | 40 | 4 | 6 | 1 | 0 | 3 | 5 | 0 | .400 | 2 | 17 | .150 | | | | | | | | | | | | | | | | | | | | | | | | | | | | | | | | | | | | | | | | | | | | | | | | | | | | | | | | | | | | | | | | | | | | | | | | | | | | | | | | | | | | | | | | | | | | | |
| AVG | H | 2B | 3B | HR | RBI | SB | | | | | | | | | | | | | | | | | | | | | | | | | | | | | | | | | | | | | | | | | | | | | | | | | | | | | | | | | | | | | | | | | | | | | | | | | | | | | | | | | | | | | | | | | | | | | | | | | | | |
| .150 | 6 | 1 | 0 | 3 | 0 | 1 | | | | | | | | | | | | | | | | | | | | | | | | | | | | | | | | | | | | | | | | | | | | | | | | | | | | | | | | | | | | | | | | | | | | | | | | | | | | | | | | | | | | | | | | | | | | | | | | | | | |
| G | AB | R | H | 2B | 3B | HR | RBI | SB | SLG | BB | SO | AVG | | | | | | | | | | | | | | | | | | | | | | | | | | | | | | | | | | | | | | | | | | | | | | | | | | | | | | | | | | | | | | | | | | | | | | | | | | | | | | | | | | | | | | | | | | | | | |
| 142 | 519 | 66 | 152 | 41 | 2 | 20 | 81 | 0 | .495 | 55 | 89 | .293 | | | | | | | | | | | | | | | | | | | | | | | | | | | | | | | | | | | | | | | | | | | | | | | | | | | | | | | | | | | | | | | | | | | | | | | | | | | | | | | | | | | | | | | | | | | | | |
| AVG | H | 2B | 3B | HR | RBI | SB | | | | | | | | | | | | | | | | | | | | | | | | | | | | | | | | | | | | | | | | | | | | | | | | | | | | | | | | | | | | | | | | | | | | | | | | | | | | | | | | | | | | | | | | | | | | | | | | | | | |
| .293 | 152 | 41 | 2 | 20 | 8 | 1 | | | | | | | | | | | | | | | | | | | | | | | | | | | | | | | | | | | | | | | | | | | | | | | | | | | | | | | | | | | | | | | | | | | | | | | | | | | | | | | | | | | | | | | | | | | | | | | | | | | |
| <div>156</div> <div>KARIM GARCIA</div> <div>OF</div> <div>HT: 6'0" WT: 200 BATS: LEFT THROWS: LEFT BORN: 10-29-1975, Ciudad Obregon, 26, Mexico</div> <div>1997 LOS ANGELES DODGERS BATTING RECORD</div> <table><tr><td>G</td><td>AB</td><td>R</td><td>H</td><td>2B</td><td>3B</td><td>HR</td><td>RBI</td><td>SB</td><td>SLG</td><td>BB</td><td>SO</td><td>AVG</td></tr><tr><td>15</td><td>39</td><td>5</td><td>5</td><td>0</td><td>0</td><td>1</td><td>8</td><td>0</td><td>.205</td><td>6</td><td>14</td><td>.128</td></tr></table> <div>CARDBOARD BASEBALL RATINGS</div> <table><tr><td>AVG</td><td>H</td><td>2B</td><td>3B</td><td>HR</td><td>RBI</td><td>SB</td></tr><tr><td>.128</td><td>5</td><td>0</td><td>0</td><td>1</td><td>0</td><td>1</td></tr></table> <div>DEFENSE RATING</div> <div>OF: </div> | | | | | | | | | | | | | G | AB | R | H | 2B | 3B | HR | RBI | SB | SLG | BB | SO | AVG | 15 | 39 | 5 | 5 | 0 | 0 | 1 | 8 | 0 | .205 | 6 | 14 | .128 | AVG | H | 2B | 3B | HR | RBI | SB | .128 | 5 | 0 | 0 | 1 | 0 | 1 | <div>160</div> <div>BENJI GIL</div> <div>SS</div> <div>HT: 6'2" WT: 210 BATS: RIGHT THROWS: RIGHT BORN: 10-6-1972, Tijuana, 02, Mexico</div> <div>1997 TEXAS RANGERS BATTING RECORD</div> <table><tr><td>G</td><td>AB</td><td>R</td><td>H</td><td>2B</td><td>3B</td><td>HR</td><td>RBI</td><td>SB</td><td>SLG</td><td>BB</td><td>SO</td><td>AVG</td></tr><tr><td>110</td><td>317</td><td>35</td><td>71</td><td>13</td><td>2</td><td>5</td><td>31</td><td>1</td><td>.325</td><td>17</td><td>96</td><td>.224</td></tr></table> <div>CARDBOARD BASEBALL RATINGS</div> <table><tr><td>AVG</td><td>H</td><td>2B</td><td>3B</td><td>HR</td><td>RBI</td><td>SB</td></tr><tr><td>.224</td><td>71</td><td>13</td><td>2</td><td>5</td><td>3</td><td>1</td></tr></table> <div>DEFENSE RATING</div> <div>SS: </div> | | | | | | | | | | | | | G | AB | R | H | 2B | 3B | HR | RBI | SB | SLG | BB | SO | AVG | 110 | 317 | 35 | 71 | 13 | 2 | 5 | 31 | 1 | .325 | 17 | 96 | .224 | AVG | H | 2B | 3B | HR | RBI | SB | .224 | 71 | 13 | 2 | 5 | 3 | 1 |
| G | AB | R | H | 2B | 3B | HR | RBI | SB | SLG | BB | SO | AVG | | | | | | | | | | | | | | | | | | | | | | | | | | | | | | | | | | | | | | | | | | | | | | | | | | | | | | | | | | | | | | | | | | | | | | | | | | | | | | | | | | | | | | | | | | | | | |
| 15 | 39 | 5 | 5 | 0 | 0 | 1 | 8 | 0 | .205 | 6 | 14 | .128 | | | | | | | | | | | | | | | | | | | | | | | | | | | | | | | | | | | | | | | | | | | | | | | | | | | | | | | | | | | | | | | | | | | | | | | | | | | | | | | | | | | | | | | | | | | | | |
| AVG | H | 2B | 3B | HR | RBI | SB | | | | | | | | | | | | | | | | | | | | | | | | | | | | | | | | | | | | | | | | | | | | | | | | | | | | | | | | | | | | | | | | | | | | | | | | | | | | | | | | | | | | | | | | | | | | | | | | | | | |
| .128 | 5 | 0 | 0 | 1 | 0 | 1 | | | | | | | | | | | | | | | | | | | | | | | | | | | | | | | | | | | | | | | | | | | | | | | | | | | | | | | | | | | | | | | | | | | | | | | | | | | | | | | | | | | | | | | | | | | | | | | | | | | |
| G | AB | R | H | 2B | 3B | HR | RBI | SB | SLG | BB | SO | AVG | | | | | | | | | | | | | | | | | | | | | | | | | | | | | | | | | | | | | | | | | | | | | | | | | | | | | | | | | | | | | | | | | | | | | | | | | | | | | | | | | | | | | | | | | | | | | |
| 110 | 317 | 35 | 71 | 13 | 2 | 5 | 31 | 1 | .325 | 17 | 96 | .224 | | | | | | | | | | | | | | | | | | | | | | | | | | | | | | | | | | | | | | | | | | | | | | | | | | | | | | | | | | | | | | | | | | | | | | | | | | | | | | | | | | | | | | | | | | | | | |
| AVG | H | 2B | 3B | HR | RBI | SB | | | | | | | | | | | | | | | | | | | | | | | | | | | | | | | | | | | | | | | | | | | | | | | | | | | | | | | | | | | | | | | | | | | | | | | | | | | | | | | | | | | | | | | | | | | | | | | | | | | |
| .224 | 71 | 13 | 2 | 5 | 3 | 1 | | | | | | | | | | | | | | | | | | | | | | | | | | | | | | | | | | | | | | | | | | | | | | | | | | | | | | | | | | | | | | | | | | | | | | | | | | | | | | | | | | | | | | | | | | | | | | | | | | | |


| | | | | | | | | | | | | | |
|---|-------------|----|-----|----|----|----|-----|----|------|-----|----|------|----|
| 161 | BRIAN GILES | | | | | | | | | | | | OF |
| HT: 5'11" WT: 195 BATS: LEFT THROWS: LEFT BORN: 1-20-1971, ElCajon, CA | | | | | | | | | | | | | |
| 1997 CLEVELAND INDIANS BATTING RECORD | | | | | | | | | | | | | |
| G | AB | R | H | 2B | 3B | HR | RBI | SB | SLG | BB | SO | AVG | |
| 130 | 377 | 62 | 101 | 15 | 3 | 17 | 61 | 13 | .459 | 63 | 50 | .268 | |
| CARDBOARD BASEBALL RATINGS | | | | | | | | | | | | | |
| AVG | H | | | 2B | | 3B | | HR | | RBI | | SB | |
| .268 | 101 | | | 15 | | 3 | | 17 | | 6 | | 1 | |
| DEFENSE RATING | | | | | | | | | | | | | |
| OF:  | | | | | | | | | | | | | |


| | | | | | | | | | | | | | |
|---|-------------|----|-----|----|----|----|-----|----|------|-----|-----|------|----|
| 165 | CHRIS GOMEZ | | | | | | | | | | | | SS |
| HT: 6'1" WT: 183 BATS: RIGHT THROWS: RIGHT BORN: 6-16-1971, Los Angeles, CA | | | | | | | | | | | | | |
| 1997 SAN DIEGO PADRES BATTING RECORD | | | | | | | | | | | | | |
| G | AB | R | H | 2B | 3B | HR | RBI | SB | SLG | BB | SO | AVG | |
| 150 | 522 | 62 | 132 | 19 | 2 | 5 | 54 | 5 | .326 | 53 | 114 | .253 | |
| CARDBOARD BASEBALL RATINGS | | | | | | | | | | | | | |
| AVG | H | | | 2B | | 3B | | HR | | RBI | | SB | |
| .253 | 132 | | | 19 | | 2 | | 5 | | 5 | | 1 | |
| DEFENSE RATING | | | | | | | | | | | | | |
| SS:  | | | | | | | | | | | | | |


| | | | | | | | | | | | | | |
|---|----------------|----|-----|----|----|----|-----|----|------|-----|-----|------|----|
| 162 | BERNARD GILKEY | | | | | | | | | | | | OF |
| HT: 6'0" WT: 170 BATS: RIGHT THROWS: RIGHT BORN: 9-24-1966, St. Louis, MO | | | | | | | | | | | | | |
| 1997 NEW YORK METS BATTING RECORD | | | | | | | | | | | | | |
| G | AB | R | H | 2B | 3B | HR | RBI | SB | SLG | BB | SO | AVG | |
| 145 | 518 | 85 | 129 | 31 | 1 | 18 | 78 | 7 | .417 | 70 | 111 | .249 | |
| CARDBOARD BASEBALL RATINGS | | | | | | | | | | | | | |
| AVG | H | | | 2B | | 3B | | HR | | RBI | | SB | |
| .249 | 129 | | | 31 | | 1 | | 18 | | 7 | | 1 | |
| DEFENSE RATING | | | | | | | | | | | | | |
| OF:  | | | | | | | | | | | | | |






















| | | | | | | | | | | | | | |
|---|---------------|----|-----|----|----|----|-----|----|------|-----|----|------|----|
| 166 | ALEX GONZALEZ | | | | | | | | | | | | SS |
| HT: 6'0" WT: 180 BATS: RIGHT THROWS: RIGHT BORN: 4-8-1973, Miami, FL | | | | | | | | | | | | | |
| 1997 TORONTO BLUE JAYS BATTING RECORD | | | | | | | | | | | | | |
| G | AB | R | H | 2B | 3B | HR | RBI | SB | SLG | BB | SO | AVG | |
| 126 | 426 | 46 | 102 | 23 | 2 | 12 | 35 | 15 | .387 | 34 | 94 | .239 | |
| CARDBOARD BASEBALL RATINGS | | | | | | | | | | | | | |
| AVG | H | | | 2B | | 3B | | HR | | RBI | | SB | |
| .239 | 102 | | | 23 | | 2 | | 12 | | 3 | | 2 | |
| DEFENSE RATING | | | | | | | | | | | | | |
| SS:  | | | | | | | | | | | | | |

| | | | | | | | | | | | | | |
|---|-------------|----|-----|----|----|----|-----|----|------|-----|----|------|---|
| 163 | JOE GIRARDI | | | | | | | | | | | | C |
| HT: 5'11" WT: 195 BATS: RIGHT THROWS: RIGHT BORN: 10-14-1964, Peoria, IL | | | | | | | | | | | | | |
| 1997 NEW YORK YANKEES BATTING RECORD | | | | | | | | | | | | | |
| G | AB | R | H | 2B | 3B | HR | RBI | SB | SLG | BB | SO | AVG | |
| 112 | 398 | 38 | 105 | 23 | 1 | 1 | 50 | 2 | .334 | 26 | 53 | .264 | |
| CARDBOARD BASEBALL RATINGS | | | | | | | | | | | | | |
| AVG | H | | | 2B | | 3B | | HR | | RBI | | SB | |
| .264 | 105 | | | 23 | | 1 | | 1 | | 5 | | 1 | |
| DEFENSE RATING | | | | | | | | | | | | | |
| OF:  | | | | | | | | | | | | | |

| | | | | | | | | | | | | | |
|---|---------------|----|-----|----|----|----|-----|----|------|-----|-----|------|----|
| 167 | JUAN GONZALEZ | | | | | | | | | | | | OF |
| HT: 6'3" WT: 175 BATS: RIGHT THROWS: RIGHT BORN: 10-20-1969, Arecibo, P.R. | | | | | | | | | | | | | |
| 1997 TEXAS RANGERS BATTING RECORD | | | | | | | | | | | | | |
| G | AB | R | H | 2B | 3B | HR | RBI | SB | SLG | BB | SO | AVG | |
| 133 | 533 | 87 | 158 | 24 | 3 | 42 | 131 | 0 | .589 | 33 | 107 | .296 | |
| CARDBOARD BASEBALL RATINGS | | | | | | | | | | | | | |
| AVG | H | | | 2B | | 3B | | HR | | RBI | | SB | |
| .296 | 158 | | | 24 | | 3 | | 42 | | 13 | | 1 | |
| DEFENSE RATING | | | | | | | | | | | | | |
| OF:  | | | | | | | | | | | | | |

| | | | | | | | | | | | | | |
|---|----------------|----|-----|----|----|----|-----|----|------|-----|----|------|----|
| 164 | DOUG GLANVILLE | | | | | | | | | | | | OF |
| HT: 6'2" WT: 170 BATS: RIGHT THROWS: RIGHT BORN: 8-25-1970, Hackensack, NJ | | | | | | | | | | | | | |
| 1997 CHICAGO CUBS BATTING RECORD | | | | | | | | | | | | | |
| G | AB | R | H | 2B | 3B | HR | RBI | SB | SLG | BB | SO | AVG | |
| 146 | 474 | 79 | 142 | 22 | 5 | 4 | 35 | 19 | .392 | 24 | 46 | .300 | |
| CARDBOARD BASEBALL RATINGS | | | | | | | | | | | | | |
| AVG | H | | | 2B | | 3B | | HR | | RBI | | SB | |
| .300 | 142 | | | 22 | | 5 | | 4 | | 3 | | 2 | |
| DEFENSE RATING | | | | | | | | | | | | | |
| OF:  | | | | | | | | | | | | | |

| | | | | | | | | | | | | | |
|---|---------------|----|-----|----|----|----|-----|----|------|-----|----|------|----|
| 168 | LUIS GONZALEZ | | | | | | | | | | | | OF |
| HT: 6'2" WT: 180 BATS: LEFT THROWS: RIGHT BORN: 9-3-1967, Tampa, FL | | | | | | | | | | | | | |
| 1997 HOUSTON ASTROS BATTING RECORD | | | | | | | | | | | | | |
| G | AB | R | H | 2B | 3B | HR | RBI | SB | SLG | BB | SO | AVG | |
| 152 | 550 | 78 | 142 | 31 | 2 | 10 | 68 | 10 | .376 | 71 | 67 | .258 | |
| CARDBOARD BASEBALL RATINGS | | | | | | | | | | | | | |
| AVG | H | | | 2B | | 3B | | HR | | RBI | | SB | |
| .258 | 142 | | | 31 | | 2 | | 10 | | 6 | | 1 | |
| DEFENSE RATING | | | | | | | | | | | | | |
| OF:  | | | | | | | | | | | | | |

| | | | | | | | | | | | | | | | | | | | | | | | | | | | | | | | | | | | | | | | | | | | | | | | | | | | | | | | | | | | | | | | | | | | | | | | | | | | | | | | | | | | | | | | | | | | | | | | | | | | | | | | | | |
|--|-----|----|-----|----|-----|----|-----|----|------|----|-----|------|---|----|---|---|----|----|----|-----|----|-----|----|----|-----|-----|-----|----|-----|----|---|----|----|----|------|----|----|------|-----|---|----|----|----|-----|----|------|-----|----|---|----|---|---|--|--|--|--|--|--|--|--|--|--|--|--|--|---|----|---|---|----|----|----|-----|----|-----|----|----|-----|-----|-----|----|-----|----|---|----|----|----|------|----|-----|------|-----|---|----|----|----|-----|----|------|-----|----|---|----|---|---|
| <div>169</div> <div>CURTIS GOODWIN</div> <div>OF</div> <div>HT: 5'11" WT: 180 BATS: LEFT THROWS: LEFT</div> <div>BORN: 9-30-1972, Oakland, CA</div> <div>1997 CINCINNATI REDS BATTING RECORD</div> <table><tr><td>G</td><td>AB</td><td>R</td><td>H</td><td>2B</td><td>3B</td><td>HR</td><td>RBI</td><td>SB</td><td>SLG</td><td>BB</td><td>SO</td><td>AVG</td></tr><tr><td>85</td><td>265</td><td>27</td><td>67</td><td>11</td><td>0</td><td>1</td><td>12</td><td>22</td><td>.306</td><td>24</td><td>53</td><td>.253</td></tr></table> <div>CARDBOARD BASEBALL RATINGS</div> <table><tr><td>AVG</td><td>H</td><td>2B</td><td>3B</td><td>HR</td><td>RBI</td><td>SB</td></tr><tr><td>.253</td><td>67</td><td>11</td><td>0</td><td>1</td><td>1</td><td>2</td></tr></table> <div>DEFENSE RATING</div> <div>OF: </div> | | | | | | | | | | | | | G | AB | R | H | 2B | 3B | HR | RBI | SB | SLG | BB | SO | AVG | 85 | 265 | 27 | 67 | 11 | 0 | 1 | 12 | 22 | .306 | 24 | 53 | .253 | AVG | H | 2B | 3B | HR | RBI | SB | .253 | 67 | 11 | 0 | 1 | 1 | 2 | <div>173</div> <div>CRAIG GREBECK</div> <div>2B-SS</div> <div>HT: 5'8" WT: 160 BATS: RIGHT THROWS: RIGHT</div> <div>BORN: 12-29-1964, Johnstown, PA</div> <div>1997 ANAHEIM ANGELS BATTING RECORD</div> <table><tr><td>G</td><td>AB</td><td>R</td><td>H</td><td>2B</td><td>3B</td><td>HR</td><td>RBI</td><td>SB</td><td>SLG</td><td>BB</td><td>SO</td><td>AVG</td></tr><tr><td>63</td><td>126</td><td>12</td><td>34</td><td>9</td><td>0</td><td>1</td><td>6</td><td>0</td><td>.365</td><td>18</td><td>11</td><td>.270</td></tr></table> <div>CARDBOARD BASEBALL RATINGS</div> <table><tr><td>AVG</td><td>H</td><td>2B</td><td>3B</td><td>HR</td><td>RBI</td><td>SB</td></tr><tr><td>.270</td><td>34</td><td>9</td><td>0</td><td>1</td><td>0</td><td>1</td></tr></table> <div>DEFENSE RATING</div> <div>2B:  SS: </div> | | | | | | | | | | | | | G | AB | R | H | 2B | 3B | HR | RBI | SB | SLG | BB | SO | AVG | 63 | 126 | 12 | 34 | 9 | 0 | 1 | 6 | 0 | .365 | 18 | 11 | .270 | AVG | H | 2B | 3B | HR | RBI | SB | .270 | 34 | 9 | 0 | 1 | 0 | 1 |
| G | AB | R | H | 2B | 3B | HR | RBI | SB | SLG | BB | SO | AVG | | | | | | | | | | | | | | | | | | | | | | | | | | | | | | | | | | | | | | | | | | | | | | | | | | | | | | | | | | | | | | | | | | | | | | | | | | | | | | | | | | | | | | | | | | | | | |
| 85 | 265 | 27 | 67 | 11 | 0 | 1 | 12 | 22 | .306 | 24 | 53 | .253 | | | | | | | | | | | | | | | | | | | | | | | | | | | | | | | | | | | | | | | | | | | | | | | | | | | | | | | | | | | | | | | | | | | | | | | | | | | | | | | | | | | | | | | | | | | | | |
| AVG | H | 2B | 3B | HR | RBI | SB | | | | | | | | | | | | | | | | | | | | | | | | | | | | | | | | | | | | | | | | | | | | | | | | | | | | | | | | | | | | | | | | | | | | | | | | | | | | | | | | | | | | | | | | | | | | | | | | | | | |
| .253 | 67 | 11 | 0 | 1 | 1 | 2 | | | | | | | | | | | | | | | | | | | | | | | | | | | | | | | | | | | | | | | | | | | | | | | | | | | | | | | | | | | | | | | | | | | | | | | | | | | | | | | | | | | | | | | | | | | | | | | | | | | |
| G | AB | R | H | 2B | 3B | HR | RBI | SB | SLG | BB | SO | AVG | | | | | | | | | | | | | | | | | | | | | | | | | | | | | | | | | | | | | | | | | | | | | | | | | | | | | | | | | | | | | | | | | | | | | | | | | | | | | | | | | | | | | | | | | | | | | |
| 63 | 126 | 12 | 34 | 9 | 0 | 1 | 6 | 0 | .365 | 18 | 11 | .270 | | | | | | | | | | | | | | | | | | | | | | | | | | | | | | | | | | | | | | | | | | | | | | | | | | | | | | | | | | | | | | | | | | | | | | | | | | | | | | | | | | | | | | | | | | | | | |
| AVG | H | 2B | 3B | HR | RBI | SB | | | | | | | | | | | | | | | | | | | | | | | | | | | | | | | | | | | | | | | | | | | | | | | | | | | | | | | | | | | | | | | | | | | | | | | | | | | | | | | | | | | | | | | | | | | | | | | | | | | |
| .270 | 34 | 9 | 0 | 1 | 0 | 1 | | | | | | | | | | | | | | | | | | | | | | | | | | | | | | | | | | | | | | | | | | | | | | | | | | | | | | | | | | | | | | | | | | | | | | | | | | | | | | | | | | | | | | | | | | | | | | | | | | | |
| <div>170</div> <div>TOM GOODWIN</div> <div>OF</div> <div>HT: 6'1" WT: 165 BATS: LEFT THROWS: RIGHT</div> <div>BORN: 7-27-1968, Fresno, CA</div> <div>1997 TEXAS RANGERS BATTING RECORD</div> <table><tr><td>G</td><td>AB</td><td>R</td><td>H</td><td>2B</td><td>3B</td><td>HR</td><td>RBI</td><td>SB</td><td>SLG</td><td>BB</td><td>SO</td><td>AVG</td></tr><tr><td>150</td><td>574</td><td>90</td><td>149</td><td>26</td><td>6</td><td>2</td><td>39</td><td>50</td><td>.336</td><td>44</td><td>88</td><td>.260</td></tr></table> <div>CARDBOARD BASEBALL RATINGS</div> <table><tr><td>AVG</td><td>H</td><td>2B</td><td>3B</td><td>HR</td><td>RBI</td><td>SB</td></tr><tr><td>.260</td><td>149</td><td>26</td><td>6</td><td>2</td><td>3</td><td>5</td></tr></table> <div>DEFENSE RATING</div> <div>OF: </div> | | | | | | | | | | | | | G | AB | R | H | 2B | 3B | HR | RBI | SB | SLG | BB | SO | AVG | 150 | 574 | 90 | 149 | 26 | 6 | 2 | 39 | 50 | .336 | 44 | 88 | .260 | AVG | H | 2B | 3B | HR | RBI | SB | .260 | 149 | 26 | 6 | 2 | 3 | 5 | <div>174</div> <div>SHAWN GREEN</div> <div>OF</div> <div>HT: 6'4" WT: 190 BATS: LEFT THROWS: LEFT</div> <div>BORN: 11-10-1972, Des Plaines, IL</div> <div>1997 TORONTO BLUE JAYS BATTING RECORD</div> <table><tr><td>G</td><td>AB</td><td>R</td><td>H</td><td>2B</td><td>3B</td><td>HR</td><td>RBI</td><td>SB</td><td>SLG</td><td>BB</td><td>SO</td><td>AVG</td></tr><tr><td>135</td><td>429</td><td>57</td><td>123</td><td>22</td><td>4</td><td>16</td><td>53</td><td>14</td><td>.469</td><td>36</td><td>99</td><td>.287</td></tr></table> <div>CARDBOARD BASEBALL RATINGS</div> <table><tr><td>AVG</td><td>H</td><td>2B</td><td>3B</td><td>HR</td><td>RBI</td><td>SB</td></tr><tr><td>.287</td><td>123</td><td>22</td><td>4</td><td>16</td><td>5</td><td>1</td></tr></table> <div>DEFENSE RATING</div> <div>OF: </div> | | | | | | | | | | | | | G | AB | R | H | 2B | 3B | HR | RBI | SB | SLG | BB | SO | AVG | 135 | 429 | 57 | 123 | 22 | 4 | 16 | 53 | 14 | .469 | 36 | 99 | .287 | AVG | H | 2B | 3B | HR | RBI | SB | .287 | 123 | 22 | 4 | 16 | 5 | 1 |
| G | AB | R | H | 2B | 3B | HR | RBI | SB | SLG | BB | SO | AVG | | | | | | | | | | | | | | | | | | | | | | | | | | | | | | | | | | | | | | | | | | | | | | | | | | | | | | | | | | | | | | | | | | | | | | | | | | | | | | | | | | | | | | | | | | | | | |
| 150 | 574 | 90 | 149 | 26 | 6 | 2 | 39 | 50 | .336 | 44 | 88 | .260 | | | | | | | | | | | | | | | | | | | | | | | | | | | | | | | | | | | | | | | | | | | | | | | | | | | | | | | | | | | | | | | | | | | | | | | | | | | | | | | | | | | | | | | | | | | | | |
| AVG | H | 2B | 3B | HR | RBI | SB | | | | | | | | | | | | | | | | | | | | | | | | | | | | | | | | | | | | | | | | | | | | | | | | | | | | | | | | | | | | | | | | | | | | | | | | | | | | | | | | | | | | | | | | | | | | | | | | | | | |
| .260 | 149 | 26 | 6 | 2 | 3 | 5 | | | | | | | | | | | | | | | | | | | | | | | | | | | | | | | | | | | | | | | | | | | | | | | | | | | | | | | | | | | | | | | | | | | | | | | | | | | | | | | | | | | | | | | | | | | | | | | | | | | |
| G | AB | R | H | 2B | 3B | HR | RBI | SB | SLG | BB | SO | AVG | | | | | | | | | | | | | | | | | | | | | | | | | | | | | | | | | | | | | | | | | | | | | | | | | | | | | | | | | | | | | | | | | | | | | | | | | | | | | | | | | | | | | | | | | | | | | |
| 135 | 429 | 57 | 123 | 22 | 4 | 16 | 53 | 14 | .469 | 36 | 99 | .287 | | | | | | | | | | | | | | | | | | | | | | | | | | | | | | | | | | | | | | | | | | | | | | | | | | | | | | | | | | | | | | | | | | | | | | | | | | | | | | | | | | | | | | | | | | | | | |
| AVG | H | 2B | 3B | HR | RBI | SB | | | | | | | | | | | | | | | | | | | | | | | | | | | | | | | | | | | | | | | | | | | | | | | | | | | | | | | | | | | | | | | | | | | | | | | | | | | | | | | | | | | | | | | | | | | | | | | | | | | |
| .287 | 123 | 22 | 4 | 16 | 5 | 1 | | | | | | | | | | | | | | | | | | | | | | | | | | | | | | | | | | | | | | | | | | | | | | | | | | | | | | | | | | | | | | | | | | | | | | | | | | | | | | | | | | | | | | | | | | | | | | | | | | | |
| <div>171</div> <div>MARK GRACE</div> <div>1B</div> <div>HT: 6'2" WT: 190 BATS: LEFT THROWS: LEFT</div> <div>BORN: 6-28-1964, Winston-Salem, NC</div> <div>1997 CHICAGO CUBS BATTING RECORD</div> <table><tr><td>G</td><td>AB</td><td>R</td><td>H</td><td>2B</td><td>3B</td><td>HR</td><td>RBI</td><td>SB</td><td>SLG</td><td>BB</td><td>SO</td><td>AVG</td></tr><tr><td>151</td><td>555</td><td>87</td><td>177</td><td>32</td><td>5</td><td>13</td><td>78</td><td>2</td><td>.465</td><td>88</td><td>45</td><td>.319</td></tr></table> <div>CARDBOARD BASEBALL RATINGS</div> <table><tr><td>AVG</td><td>H</td><td>2B</td><td>3B</td><td>HR</td><td>RBI</td><td>SB</td></tr><tr><td>.319</td><td>177</td><td>32</td><td>5</td><td>13</td><td>7</td><td>1</td></tr></table> <div>DEFENSE RATING</div> <div>1B: </div> | | | | | | | | | | | | | G | AB | R | H | 2B | 3B | HR | RBI | SB | SLG | BB | SO | AVG | 151 | 555 | 87 | 177 | 32 | 5 | 13 | 78 | 2 | .465 | 88 | 45 | .319 | AVG | H | 2B | 3B | HR | RBI | SB | .319 | 177 | 32 | 5 | 13 | 7 | 1 | <div>175</div> <div>TODD GREENE</div> <div>C</div> <div>HT: 5'10" WT: 195 BATS: RIGHT THROWS: RIGHT</div> <div>BORN: 5-8-1971, Augusta, GA</div> <div>1997 ANAHEIM ANGELS BATTING RECORD</div> <table><tr><td>G</td><td>AB</td><td>R</td><td>H</td><td>2B</td><td>3B</td><td>HR</td><td>RBI</td><td>SB</td><td>SLG</td><td>BB</td><td>SO</td><td>AVG</td></tr><tr><td>34</td><td>124</td><td>24</td><td>36</td><td>6</td><td>0</td><td>9</td><td>24</td><td>2</td><td>.556</td><td>7</td><td>25</td><td>.290</td></tr></table> <div>CARDBOARD BASEBALL RATINGS</div> <table><tr><td>AVG</td><td>H</td><td>2B</td><td>3B</td><td>HR</td><td>RBI</td><td>SB</td></tr><tr><td>.290</td><td>36</td><td>6</td><td>0</td><td>9</td><td>2</td><td>1</td></tr></table> <div>DEFENSE RATING</div> | | | | | | | | | | | | | G | AB | R | H | 2B | 3B | HR | RBI | SB | SLG | BB | SO | AVG | 34 | 124 | 24 | 36 | 6 | 0 | 9 | 24 | 2 | .556 | 7 | 25 | .290 | AVG | H | 2B | 3B | HR | RBI | SB | .290 | 36 | 6 | 0 | 9 | 2 | 1 |
| G | AB | R | H | 2B | 3B | HR | RBI | SB | SLG | BB | SO | AVG | | | | | | | | | | | | | | | | | | | | | | | | | | | | | | | | | | | | | | | | | | | | | | | | | | | | | | | | | | | | | | | | | | | | | | | | | | | | | | | | | | | | | | | | | | | | | |
| 151 | 555 | 87 | 177 | 32 | 5 | 13 | 78 | 2 | .465 | 88 | 45 | .319 | | | | | | | | | | | | | | | | | | | | | | | | | | | | | | | | | | | | | | | | | | | | | | | | | | | | | | | | | | | | | | | | | | | | | | | | | | | | | | | | | | | | | | | | | | | | | |
| AVG | H | 2B | 3B | HR | RBI | SB | | | | | | | | | | | | | | | | | | | | | | | | | | | | | | | | | | | | | | | | | | | | | | | | | | | | | | | | | | | | | | | | | | | | | | | | | | | | | | | | | | | | | | | | | | | | | | | | | | | |
| .319 | 177 | 32 | 5 | 13 | 7 | 1 | | | | | | | | | | | | | | | | | | | | | | | | | | | | | | | | | | | | | | | | | | | | | | | | | | | | | | | | | | | | | | | | | | | | | | | | | | | | | | | | | | | | | | | | | | | | | | | | | | | |
| G | AB | R | H | 2B | 3B | HR | RBI | SB | SLG | BB | SO | AVG | | | | | | | | | | | | | | | | | | | | | | | | | | | | | | | | | | | | | | | | | | | | | | | | | | | | | | | | | | | | | | | | | | | | | | | | | | | | | | | | | | | | | | | | | | | | | |
| 34 | 124 | 24 | 36 | 6 | 0 | 9 | 24 | 2 | .556 | 7 | 25 | .290 | | | | | | | | | | | | | | | | | | | | | | | | | | | | | | | | | | | | | | | | | | | | | | | | | | | | | | | | | | | | | | | | | | | | | | | | | | | | | | | | | | | | | | | | | | | | | |
| AVG | H | 2B | 3B | HR | RBI | SB | | | | | | | | | | | | | | | | | | | | | | | | | | | | | | | | | | | | | | | | | | | | | | | | | | | | | | | | | | | | | | | | | | | | | | | | | | | | | | | | | | | | | | | | | | | | | | | | | | | |
| .290 | 36 | 6 | 0 | 9 | 2 | 1 | | | | | | | | | | | | | | | | | | | | | | | | | | | | | | | | | | | | | | | | | | | | | | | | | | | | | | | | | | | | | | | | | | | | | | | | | | | | | | | | | | | | | | | | | | | | | | | | | | | |
| <div>172</div> <div>TONY GRAFFANINO</div> <div>2B</div> <div>HT: 6'1" WT: 175 BATS: RIGHT THROWS: RIGHT</div> <div>BORN: 6-6-1972, Amityville, NY</div> <div>1997 ATLANTA BRAVES BATTING RECORD</div> <table><tr><td>G</td><td>AB</td><td>R</td><td>H</td><td>2B</td><td>3B</td><td>HR</td><td>RBI</td><td>SB</td><td>SLG</td><td>BB</td><td>SO</td><td>AVG</td></tr><tr><td>104</td><td>186</td><td>33</td><td>48</td><td>9</td><td>1</td><td>8</td><td>20</td><td>6</td><td>.446</td><td>26</td><td>46</td><td>.258</td></tr></table> <div>CARDBOARD BASEBALL RATINGS</div> <table><tr><td>AVG</td><td>H</td><td>2B</td><td>3B</td><td>HR</td><td>RBI</td><td>SB</td></tr><tr><td>.258</td><td>48</td><td>9</td><td>1</td><td>8</td><td>2</td><td>1</td></tr></table> <div>DEFENSE RATING</div> <div>2B: </div> | | | | | | | | | | | | | G | AB | R | H | 2B | 3B | HR | RBI | SB | SLG | BB | SO | AVG | 104 | 186 | 33 | 48 | 9 | 1 | 8 | 20 | 6 | .446 | 26 | 46 | .258 | AVG | H | 2B | 3B | HR | RBI | SB | .258 | 48 | 9 | 1 | 8 | 2 | 1 | <div>176</div> <div>WILLIE GREENE</div> <div>3B-OF-1B</div> <div>HT: 5'11" WT: 180 BATS: LEFT THROWS: RIGHT</div> <div>BORN: 9-23-1971, Milledgeville, GA</div> <div>1997 CINCINNATI REDS BATTING RECORD</div> <table><tr><td>G</td><td>AB</td><td>R</td><td>H</td><td>2B</td><td>3B</td><td>HR</td><td>RBI</td><td>SB</td><td>SLG</td><td>BB</td><td>SO</td><td>AVG</td></tr><tr><td>151</td><td>495</td><td>62</td><td>125</td><td>22</td><td>1</td><td>26</td><td>91</td><td>6</td><td>.459</td><td>78</td><td>111</td><td>.253</td></tr></table> <div>CARDBOARD BASEBALL RATINGS</div> <table><tr><td>AVG</td><td>H</td><td>2B</td><td>3B</td><td>HR</td><td>RBI</td><td>SB</td></tr><tr><td>.253</td><td>125</td><td>22</td><td>1</td><td>26</td><td>9</td><td>1</td></tr></table> <div>DEFENSE RATING</div> <div>3B:  OF:  1B: </div> | | | | | | | | | | | | | G | AB | R | H | 2B | 3B | HR | RBI | SB | SLG | BB | SO | AVG | 151 | 495 | 62 | 125 | 22 | 1 | 26 | 91 | 6 | .459 | 78 | 111 | .253 | AVG | H | 2B | 3B | HR | RBI | SB | .253 | 125 | 22 | 1 | 26 | 9 | 1 |
| G | AB | R | H | 2B | 3B | HR | RBI | SB | SLG | BB | SO | AVG | | | | | | | | | | | | | | | | | | | | | | | | | | | | | | | | | | | | | | | | | | | | | | | | | | | | | | | | | | | | | | | | | | | | | | | | | | | | | | | | | | | | | | | | | | | | | |
| 104 | 186 | 33 | 48 | 9 | 1 | 8 | 20 | 6 | .446 | 26 | 46 | .258 | | | | | | | | | | | | | | | | | | | | | | | | | | | | | | | | | | | | | | | | | | | | | | | | | | | | | | | | | | | | | | | | | | | | | | | | | | | | | | | | | | | | | | | | | | | | | |
| AVG | H | 2B | 3B | HR | RBI | SB | | | | | | | | | | | | | | | | | | | | | | | | | | | | | | | | | | | | | | | | | | | | | | | | | | | | | | | | | | | | | | | | | | | | | | | | | | | | | | | | | | | | | | | | | | | | | | | | | | | |
| .258 | 48 | 9 | 1 | 8 | 2 | 1 | | | | | | | | | | | | | | | | | | | | | | | | | | | | | | | | | | | | | | | | | | | | | | | | | | | | | | | | | | | | | | | | | | | | | | | | | | | | | | | | | | | | | | | | | | | | | | | | | | | |
| G | AB | R | H | 2B | 3B | HR | RBI | SB | SLG | BB | SO | AVG | | | | | | | | | | | | | | | | | | | | | | | | | | | | | | | | | | | | | | | | | | | | | | | | | | | | | | | | | | | | | | | | | | | | | | | | | | | | | | | | | | | | | | | | | | | | | |
| 151 | 495 | 62 | 125 | 22 | 1 | 26 | 91 | 6 | .459 | 78 | 111 | .253 | | | | | | | | | | | | | | | | | | | | | | | | | | | | | | | | | | | | | | | | | | | | | | | | | | | | | | | | | | | | | | | | | | | | | | | | | | | | | | | | | | | | | | | | | | | | | |
| AVG | H | 2B | 3B | HR | RBI | SB | | | | | | | | | | | | | | | | | | | | | | | | | | | | | | | | | | | | | | | | | | | | | | | | | | | | | | | | | | | | | | | | | | | | | | | | | | | | | | | | | | | | | | | | | | | | | | | | | | | |
| .253 | 125 | 22 | 1 | 26 | 9 | 1 | | | | | | | | | | | | | | | | | | | | | | | | | | | | | | | | | | | | | | | | | | | | | | | | | | | | | | | | | | | | | | | | | | | | | | | | | | | | | | | | | | | | | | | | | | | | | | | | | | | |

| | | | | | | | | | | | | | |
|--|-------------|-----|-----|----|-----|----|-----|----|------|----|----|------|----|
| 177 | RUSTY GREER | | | | | | | | | | | | OF |
| HT: 6'0" WT: 190 BATS: LEFT THROWS: LEFT BORN: 1-21-1969, Fort Rucker, AL | | | | | | | | | | | | | |
| 1997 TEXAS RANGERS BATTING RECORD | | | | | | | | | | | | | |
| G | AB | R | H | 2B | 3B | HR | RBI | SB | SLG | BB | SO | AVG | |
| 157 | 601 | 112 | 193 | 42 | 3 | 26 | 87 | 9 | .531 | 83 | 87 | .321 | |
| CARDBOARD BASEBALL RATINGS | | | | | | | | | | | | | |
| AVG | H | 2B | 3B | HR | RBI | SB | | | | | | | |
| .321 | 193 | 42 | 3 | 26 | 8 | 1 | | | | | | | |
| DEFENSE RATING | | | | | | | | | | | | | |
| OF: ♠♣ | | | | | | | | | | | | | |

| | | | | | | | | | | | | | |
|--|-------------------|----|-----|----|-----|----|-----|----|------|----|----|------|----|
| 181 | MARK GRUDZIELANEK | | | | | | | | | | | | SS |
| HT: 6'1" WT: 195 BATS: RIGHT THROWS: RIGHT BORN: 6-30-1970, Milwaukee, WI | | | | | | | | | | | | | |
| 1997 MONTREAL EXPOS BATTING RECORD | | | | | | | | | | | | | |
| G | AB | R | H | 2B | 3B | HR | RBI | SB | SLG | BB | SO | AVG | |
| 156 | 649 | 76 | 177 | 54 | 3 | 4 | 51 | 25 | .384 | 23 | 76 | .273 | |
| CARDBOARD BASEBALL RATINGS | | | | | | | | | | | | | |
| AVG | H | 2B | 3B | HR | RBI | SB | | | | | | | |
| .273 | 177 | 54 | 3 | 4 | 5 | 3 | | | | | | | |
| DEFENSE RATING | | | | | | | | | | | | | |
| SS: ♠♣ | | | | | | | | | | | | | |

| | | | | | | | | | | | | | |
|--|------------|----|----|----|-----|----|-----|----|------|----|----|------|----|
| 178 | BEN GRIEVE | | | | | | | | | | | | OF |
| HT: 6'4" WT: 200 BATS: LEFT THROWS: RIGHT BORN: 5-4-1976, Arlington, TX | | | | | | | | | | | | | |
| 1997 OAKLAND ATHLETICS BATTING RECORD | | | | | | | | | | | | | |
| G | AB | R | H | 2B | 3B | HR | RBI | SB | SLG | BB | SO | AVG | |
| 24 | 93 | 12 | 29 | 6 | 0 | 3 | 24 | 0 | .473 | 13 | 25 | .312 | |
| CARDBOARD BASEBALL RATINGS | | | | | | | | | | | | | |
| AVG | H | 2B | 3B | HR | RBI | SB | | | | | | | |
| .312 | 29 | 6 | 0 | 3 | 2 | 1 | | | | | | | |
| DEFENSE RATING | | | | | | | | | | | | | |
| OF: ♠ | | | | | | | | | | | | | |

| | | | | | | | | | | | | | |
|---|-------------------|----|----|----|-----|----|-----|----|------|----|----|------|----|
| 182 | VLADIMIR GUERRERO | | | | | | | | | | | | OF |
| HT: 6'3" WT: 235 BATS: RIGHT THROWS: RIGHT BORN: 2-9-1975, Nizao, D.R. | | | | | | | | | | | | | |
| 1997 MONTREAL EXPOS BATTING RECORD | | | | | | | | | | | | | |
| G | AB | R | H | 2B | 3B | HR | RBI | SB | SLG | BB | SO | AVG | |
| 90 | 325 | 44 | 98 | 22 | 2 | 11 | 40 | 3 | .483 | 19 | 39 | .302 | |
| CARDBOARD BASEBALL RATINGS | | | | | | | | | | | | | |
| AVG | H | 2B | 3B | HR | RBI | SB | | | | | | | |
| .302 | 98 | 22 | 2 | 11 | 4 | 1 | | | | | | | |
| DEFENSE RATING | | | | | | | | | | | | | |
| OF: ♠ | | | | | | | | | | | | | |

| | | | | | | | | | | | | | |
|--|-------------|-----|-----|----|-----|----|-----|----|------|----|-----|------|----|
| 179 | KEN GRIFFEY | | | | | | | | | | | | OF |
| HT: 6'2" WT: 230 BATS: LEFT THROWS: LEFT BORN: 11-21-1969, Donora, PA | | | | | | | | | | | | | |
| 1997 SEATTLE MARINERS BATTING RECORD | | | | | | | | | | | | | |
| G | AB | R | H | 2B | 3B | HR | RBI | SB | SLG | BB | SO | AVG | |
| 157 | 608 | 125 | 185 | 34 | 3 | 56 | 147 | 15 | .646 | 76 | 121 | .304 | |
| CARDBOARD BASEBALL RATINGS | | | | | | | | | | | | | |
| AVG | H | 2B | 3B | HR | RBI | SB | | | | | | | |
| .304 | 185 | 34 | 3 | 56 | 14 | 2 | | | | | | | |
| DEFENSE RATING | | | | | | | | | | | | | |
| OF: ♠♣♥ | | | | | | | | | | | | | |

| | | | | | | | | | | | | | |
|--|-----------------|----|-----|----|-----|----|-----|----|------|----|----|------|-------|
| 183 | WILTON GUERRERO | | | | | | | | | | | | 2B-SS |
| HT: 5'11" WT: 145 BATS: BOTH THROWS: RIGHT BORN: 10-24-1974, Don Gregorio, D.R. | | | | | | | | | | | | | |
| 1997 LOS ANGELES DODGERS BATTING RECORD | | | | | | | | | | | | | |
| G | AB | R | H | 2B | 3B | HR | RBI | SB | SLG | BB | SO | AVG | |
| 111 | 357 | 39 | 104 | 10 | 9 | 4 | 32 | 6 | .403 | 8 | 52 | .291 | |
| CARDBOARD BASEBALL RATINGS | | | | | | | | | | | | | |
| AVG | H | 2B | 3B | HR | RBI | SB | | | | | | | |
| .291 | 104 | 10 | 9 | 4 | 3 | 1 | | | | | | | |
| DEFENSE RATING | | | | | | | | | | | | | |
| 2B: ♠♣ SS: ♠♣♥ | | | | | | | | | | | | | |

| | | | | | | | | | | | | | |
|---|-----------------|----|-----|----|-----|----|-----|----|------|----|----|------|----|
| 180 | MARQUIS GRISSOM | | | | | | | | | | | | OF |
| HT: 5'11" WT: 190 BATS: RIGHT THROWS: RIGHT BORN: 4-17-1967, Atlanta, GA | | | | | | | | | | | | | |
| 1997 CLEVELAND INDIANS BATTING RECORD | | | | | | | | | | | | | |
| G | AB | R | H | 2B | 3B | HR | RBI | SB | SLG | BB | SO | AVG | |
| 144 | 558 | 74 | 146 | 27 | 6 | 12 | 66 | 22 | .396 | 43 | 89 | .262 | |
| CARDBOARD BASEBALL RATINGS | | | | | | | | | | | | | |
| AVG | H | 2B | 3B | HR | RBI | SB | | | | | | | |
| .262 | 146 | 27 | 6 | 12 | 6 | 2 | | | | | | | |
| DEFENSE RATING | | | | | | | | | | | | | |
| OF: ♠♣♥ | | | | | | | | | | | | | |


















| | | | | | | | | | | | | | |
|--|--------------|----|-----|----|-----|----|-----|----|------|----|----|------|----|
| 184 | JOSE GUILLEN | | | | | | | | | | | | OF |
| HT: 6'0" WT: 215 BATS: RIGHT THROWS: RIGHT BORN: 5-17-1976, San Cristobal, D.R. | | | | | | | | | | | | | |
| 1997 PITTSBURGH PIRATES BATTING RECORD | | | | | | | | | | | | | |
| G | AB | R | H | 2B | 3B | HR | RBI | SB | SLG | BB | SO | AVG | |
| 143 | 498 | 58 | 133 | 20 | 5 | 14 | 70 | 1 | .412 | 17 | 88 | .267 | |
| CARDBOARD BASEBALL RATINGS | | | | | | | | | | | | | |
| AVG | H | 2B | 3B | HR | RBI | SB | | | | | | | |
| .267 | 133 | 20 | 5 | 14 | 7 | 1 | | | | | | | |
| DEFENSE RATING | | | | | | | | | | | | | |
| OF: ♠ | | | | | | | | | | | | | |

| | | | | | | | | | | | | |
|---|---------------|----|---|-------------|-----|----|-----|----|------|----|----|------|
| 185 | OZZIE GUILLEN | SS | 189 | BOB HAMELIN | 1B | | | | | | | |
| HT: 5'11" WT: 150 BATS: LEFT THROWS: RIGHT BORN: 1-20-1964, Ocumare Del Tuy, Venezuela | | | HT: 6'1" WT: 240 BATS: LEFT THROWS: LEFT BORN: 11-29-1967, Elizabeth, NJ | | | | | | | | | |
| 1997 CHICAGO WHITE SOX BATTING RECORD | | | 1997 DETROIT TIGERS BATTING RECORD | | | | | | | | | |
| G | AB | R | H | 2B | 3B | HR | RBI | SB | SLG | BB | SO | AVG |
| 142 | 490 | 59 | 120 | 21 | 6 | 4 | 52 | 5 | .337 | 22 | 24 | .245 |
| CARDBOARD BASEBALL RATINGS | | | CARDBOARD BASEBALL RATINGS | | | | | | | | | |
| AVG | H | 2B | 3B | HR | RBI | SB | | | | | | |
| .245 | 120 | 21 | 6 | 4 | 5 | 1 | | | | | | |
| DEFENSE RATING | | | DEFENSE RATING | | | | | | | | | |
| SS: ♠♣ | | | 1B: ♠ | | | | | | | | | |


| | | | | | | | | | | | | |
|--|-----------------|----------|---|-----------------|-----|----|-----|----|------|----|----|------|
| 186 | RICKY GUTIERREZ | SS-3B-2B | 190 | DARRYL HAMILTON | OF | | | | | | | |
| HT: 6'1" WT: 175 BATS: RIGHT THROWS: RIGHT BORN: 5-23-1970, Miami, FL | | | HT: 6'1" WT: 180 BATS: LEFT THROWS: RIGHT BORN: 12-3-1964, Baton Rouge, LA | | | | | | | | | |
| 1997 HOUSTON ASTROS BATTING RECORD | | | 1997 SAN FRANCISCO GIANTS BATTING RECORD | | | | | | | | | |
| G | AB | R | H | 2B | 3B | HR | RBI | SB | SLG | BB | SO | AVG |
| 102 | 303 | 33 | 79 | 14 | 4 | 3 | 34 | 5 | .363 | 21 | 50 | .261 |
| CARDBOARD BASEBALL RATINGS | | | CARDBOARD BASEBALL RATINGS | | | | | | | | | |
| AVG | H | 2B | 3B | HR | RBI | SB | | | | | | |
| .261 | 79 | 14 | 4 | 3 | 3 | 1 | | | | | | |
| DEFENSE RATING | | | DEFENSE RATING | | | | | | | | | |
| SS: ♠♣ 3B: ♠♣ 2B: ♠ | | | OF: ♠♣ | | | | | | | | | |








| | | | | | | | | | | | | |
|--|------------|----|--|------------------|-----|----|-----|----|------|----|----|------|
| 187 | TONY GWYNN | OF | 191 | JEFFREY HAMMONDS | OF | | | | | | | |
| HT: 5'11" WT: 185 BATS: LEFT THROWS: LEFT BORN: 5-9-1960, Los Angeles, CA | | | HT: 6'0" WT: 195 BATS: RIGHT THROWS: RIGHT BORN: 3-5-1971, Plainfield, NJ | | | | | | | | | |
| 1997 SAN DIEGO PADRES BATTING RECORD | | | 1997 BALTIMORE ORIOLES BATTING RECORD | | | | | | | | | |
| G | AB | R | H | 2B | 3B | HR | RBI | SB | SLG | BB | SO | AVG |
| 149 | 592 | 97 | 220 | 49 | 2 | 17 | 119 | 12 | .547 | 43 | 28 | .372 |
| CARDBOARD BASEBALL RATINGS | | | CARDBOARD BASEBALL RATINGS | | | | | | | | | |
| AVG | H | 2B | 3B | HR | RBI | SB | | | | | | |
| .372 | 220 | 49 | 2 | 17 | 11 | 1 | | | | | | |
| DEFENSE RATING | | | DEFENSE RATING | | | | | | | | | |
| OF: ♠ | | | OF: ♠♣ | | | | | | | | | |









| | | | | | | | | | | | | |
|---|--------------|----------|---|-------------|-----|----|-----|----|------|----|----|------|
| 188 | SHANE HALTER | OF-2B-SS | 192 | DAVE HANSEN | 3B | | | | | | | |
| HT: 5'10" WT: 160 BATS: RIGHT THROWS: RIGHT BORN: 11-8-1969, LaPlata, MD | | | HT: 6'0" WT: 180 BATS: LEFT THROWS: RIGHT BORN: 11-24-1968, Long Beach, CA | | | | | | | | | |
| 1997 KANSAS CITY ROYALS BATTING RECORD | | | 1997 CHICAGO CUBS BATTING RECORD | | | | | | | | | |
| G | AB | R | H | 2B | 3B | HR | RBI | SB | SLG | BB | SO | AVG |
| 74 | 123 | 16 | 34 | 5 | 1 | 2 | 10 | 4 | .382 | 10 | 28 | .276 |
| CARDBOARD BASEBALL RATINGS | | | CARDBOARD BASEBALL RATINGS | | | | | | | | | |
| AVG | H | 2B | 3B | HR | RBI | SB | | | | | | |
| .276 | 34 | 5 | 1 | 2 | 1 | 1 | | | | | | |
| DEFENSE RATING | | | DEFENSE RATING | | | | | | | | | |
| OF: ♠♣ 2B: ♠♣ SS: ♠♣♥ | | | 3B: ♠♣ | | | | | | | | | |


| | | | | | | | | | | | | | | | | | | | | | | | | | | | | | | | | | | | | | | | | | | | | | | | | | | | | | | | | | | | | | | | | | | | | | | | | | | | | | | | | | | | | | | | | | | | | | | | | | | | | | | | | | |
|---|-----|----|-----|----|-----|----|-----|----|------|----|----|------|---|----|---|---|----|----|----|-----|----|-----|----|----|-----|-----|-----|----|----|----|---|---|----|---|------|----|----|------|-----|---|----|----|----|-----|----|------|----|----|---|---|---|---|--|--|--|--|--|--|--|--|--|--|--|--|--|---|----|---|---|----|----|----|-----|----|-----|----|----|-----|-----|-----|----|-----|----|---|----|----|----|------|----|----|------|-----|---|----|----|----|-----|----|------|-----|----|---|----|---|---|
| <div>193<div>JED HANSEN</div><div>2B</div><div>HT: 6'1" WT: 195 BATS: RIGHT THROWS: RIGHT BORN: 8-19-1972, Tacoma, WA</div><div>1997 KANSAS CITY ROYALS BATTING RECORD</div><table><tr><td>G</td><td>AB</td><td>R</td><td>H</td><td>2B</td><td>3B</td><td>HR</td><td>RBI</td><td>SB</td><td>SLG</td><td>BB</td><td>SO</td><td>AVG</td></tr><tr><td>34</td><td>94</td><td>11</td><td>29</td><td>6</td><td>1</td><td>1</td><td>14</td><td>3</td><td>.426</td><td>13</td><td>29</td><td>.309</td></tr></table><div>CARDBOARD BASEBALL RATINGS</div><table><tr><td>AVG</td><td>H</td><td>2B</td><td>3B</td><td>HR</td><td>RBI</td><td>SB</td></tr><tr><td>.309</td><td>29</td><td>6</td><td>1</td><td>1</td><td>1</td><td>1</td></tr></table><div>DEFENSE RATING</div><div>2B:  </div></div> | | | | | | | | | | | | | G | AB | R | H | 2B | 3B | HR | RBI | SB | SLG | BB | SO | AVG | 34 | 94 | 11 | 29 | 6 | 1 | 1 | 14 | 3 | .426 | 13 | 29 | .309 | AVG | H | 2B | 3B | HR | RBI | SB | .309 | 29 | 6 | 1 | 1 | 1 | 1 | <div>197<div>SCOTT HATTEBERG</div><div>C</div><div>HT: 6'1" WT: 192 BATS: LEFT THROWS: RIGHT BORN: 12-14-1969, Salem, OR</div><div>1997 BOSTON RED SOX BATTING RECORD</div><table><tr><td>G</td><td>AB</td><td>R</td><td>H</td><td>2B</td><td>3B</td><td>HR</td><td>RBI</td><td>SB</td><td>SLG</td><td>BB</td><td>SO</td><td>AVG</td></tr><tr><td>114</td><td>350</td><td>46</td><td>97</td><td>23</td><td>1</td><td>10</td><td>44</td><td>0</td><td>.434</td><td>40</td><td>70</td><td>.277</td></tr></table><div>CARDBOARD BASEBALL RATINGS</div><table><tr><td>AVG</td><td>H</td><td>2B</td><td>3B</td><td>HR</td><td>RBI</td><td>SB</td></tr><tr><td>.277</td><td>97</td><td>23</td><td>1</td><td>10</td><td>4</td><td>1</td></tr></table><div>DEFENSE RATING</div></div> | | | | | | | | | | | | | G | AB | R | H | 2B | 3B | HR | RBI | SB | SLG | BB | SO | AVG | 114 | 350 | 46 | 97 | 23 | 1 | 10 | 44 | 0 | .434 | 40 | 70 | .277 | AVG | H | 2B | 3B | HR | RBI | SB | .277 | 97 | 23 | 1 | 10 | 4 | 1 |
| G | AB | R | H | 2B | 3B | HR | RBI | SB | SLG | BB | SO | AVG | | | | | | | | | | | | | | | | | | | | | | | | | | | | | | | | | | | | | | | | | | | | | | | | | | | | | | | | | | | | | | | | | | | | | | | | | | | | | | | | | | | | | | | | | | | | | |
| 34 | 94 | 11 | 29 | 6 | 1 | 1 | 14 | 3 | .426 | 13 | 29 | .309 | | | | | | | | | | | | | | | | | | | | | | | | | | | | | | | | | | | | | | | | | | | | | | | | | | | | | | | | | | | | | | | | | | | | | | | | | | | | | | | | | | | | | | | | | | | | | |
| AVG | H | 2B | 3B | HR | RBI | SB | | | | | | | | | | | | | | | | | | | | | | | | | | | | | | | | | | | | | | | | | | | | | | | | | | | | | | | | | | | | | | | | | | | | | | | | | | | | | | | | | | | | | | | | | | | | | | | | | | | |
| .309 | 29 | 6 | 1 | 1 | 1 | 1 | | | | | | | | | | | | | | | | | | | | | | | | | | | | | | | | | | | | | | | | | | | | | | | | | | | | | | | | | | | | | | | | | | | | | | | | | | | | | | | | | | | | | | | | | | | | | | | | | | | |
| G | AB | R | H | 2B | 3B | HR | RBI | SB | SLG | BB | SO | AVG | | | | | | | | | | | | | | | | | | | | | | | | | | | | | | | | | | | | | | | | | | | | | | | | | | | | | | | | | | | | | | | | | | | | | | | | | | | | | | | | | | | | | | | | | | | | | |
| 114 | 350 | 46 | 97 | 23 | 1 | 10 | 44 | 0 | .434 | 40 | 70 | .277 | | | | | | | | | | | | | | | | | | | | | | | | | | | | | | | | | | | | | | | | | | | | | | | | | | | | | | | | | | | | | | | | | | | | | | | | | | | | | | | | | | | | | | | | | | | | | |
| AVG | H | 2B | 3B | HR | RBI | SB | | | | | | | | | | | | | | | | | | | | | | | | | | | | | | | | | | | | | | | | | | | | | | | | | | | | | | | | | | | | | | | | | | | | | | | | | | | | | | | | | | | | | | | | | | | | | | | | | | | |
| .277 | 97 | 23 | 1 | 10 | 4 | 1 | | | | | | | | | | | | | | | | | | | | | | | | | | | | | | | | | | | | | | | | | | | | | | | | | | | | | | | | | | | | | | | | | | | | | | | | | | | | | | | | | | | | | | | | | | | | | | | | | | | |
| <div>194<div>JASON HARDTKE</div><div>2B</div><div>HT: 5'10" WT: 175 BATS: BOTH THROWS: RIGHT BORN: 9-15-1971, Milwaukee, WI</div><div>1997 NEW YORK METS BATTING RECORD</div><table><tr><td>G</td><td>AB</td><td>R</td><td>H</td><td>2B</td><td>3B</td><td>HR</td><td>RBI</td><td>SB</td><td>SLG</td><td>BB</td><td>SO</td><td>AVG</td></tr><tr><td>30</td><td>56</td><td>9</td><td>15</td><td>2</td><td>0</td><td>2</td><td>8</td><td>1</td><td>.411</td><td>4</td><td>6</td><td>.268</td></tr></table><div>CARDBOARD BASEBALL RATINGS</div><table><tr><td>AVG</td><td>H</td><td>2B</td><td>3B</td><td>HR</td><td>RBI</td><td>SB</td></tr><tr><td>.268</td><td>15</td><td>2</td><td>0</td><td>2</td><td>0</td><td>1</td></tr></table><div>DEFENSE RATING</div><div>2B:  </div></div> | | | | | | | | | | | | | G | AB | R | H | 2B | 3B | HR | RBI | SB | SLG | BB | SO | AVG | 30 | 56 | 9 | 15 | 2 | 0 | 2 | 8 | 1 | .411 | 4 | 6 | .268 | AVG | H | 2B | 3B | HR | RBI | SB | .268 | 15 | 2 | 0 | 2 | 0 | 1 | <div>198<div>CHARLIE HAYES</div><div>3B-2B</div><div>HT: 6'0" WT: 190 BATS: RIGHT THROWS: RIGHT BORN: 5-29-1965, Hattiesburg, MS</div><div>1997 NEW YORK YANKEES BATTING RECORD</div><table><tr><td>G</td><td>AB</td><td>R</td><td>H</td><td>2B</td><td>3B</td><td>HR</td><td>RBI</td><td>SB</td><td>SLG</td><td>BB</td><td>SO</td><td>AVG</td></tr><tr><td>100</td><td>353</td><td>39</td><td>91</td><td>16</td><td>0</td><td>11</td><td>53</td><td>3</td><td>.397</td><td>40</td><td>66</td><td>.258</td></tr></table><div>CARDBOARD BASEBALL RATINGS</div><table><tr><td>AVG</td><td>H</td><td>2B</td><td>3B</td><td>HR</td><td>RBI</td><td>SB</td></tr><tr><td>.258</td><td>91</td><td>16</td><td>0</td><td>11</td><td>5</td><td>1</td></tr></table><div>DEFENSE RATING</div><div>3B:   2B: </div></div> | | | | | | | | | | | | | G | AB | R | H | 2B | 3B | HR | RBI | SB | SLG | BB | SO | AVG | 100 | 353 | 39 | 91 | 16 | 0 | 11 | 53 | 3 | .397 | 40 | 66 | .258 | AVG | H | 2B | 3B | HR | RBI | SB | .258 | 91 | 16 | 0 | 11 | 5 | 1 |
| G | AB | R | H | 2B | 3B | HR | RBI | SB | SLG | BB | SO | AVG | | | | | | | | | | | | | | | | | | | | | | | | | | | | | | | | | | | | | | | | | | | | | | | | | | | | | | | | | | | | | | | | | | | | | | | | | | | | | | | | | | | | | | | | | | | | | |
| 30 | 56 | 9 | 15 | 2 | 0 | 2 | 8 | 1 | .411 | 4 | 6 | .268 | | | | | | | | | | | | | | | | | | | | | | | | | | | | | | | | | | | | | | | | | | | | | | | | | | | | | | | | | | | | | | | | | | | | | | | | | | | | | | | | | | | | | | | | | | | | | |
| AVG | H | 2B | 3B | HR | RBI | SB | | | | | | | | | | | | | | | | | | | | | | | | | | | | | | | | | | | | | | | | | | | | | | | | | | | | | | | | | | | | | | | | | | | | | | | | | | | | | | | | | | | | | | | | | | | | | | | | | | | |
| .268 | 15 | 2 | 0 | 2 | 0 | 1 | | | | | | | | | | | | | | | | | | | | | | | | | | | | | | | | | | | | | | | | | | | | | | | | | | | | | | | | | | | | | | | | | | | | | | | | | | | | | | | | | | | | | | | | | | | | | | | | | | | |
| G | AB | R | H | 2B | 3B | HR | RBI | SB | SLG | BB | SO | AVG | | | | | | | | | | | | | | | | | | | | | | | | | | | | | | | | | | | | | | | | | | | | | | | | | | | | | | | | | | | | | | | | | | | | | | | | | | | | | | | | | | | | | | | | | | | | | |
| 100 | 353 | 39 | 91 | 16 | 0 | 11 | 53 | 3 | .397 | 40 | 66 | .258 | | | | | | | | | | | | | | | | | | | | | | | | | | | | | | | | | | | | | | | | | | | | | | | | | | | | | | | | | | | | | | | | | | | | | | | | | | | | | | | | | | | | | | | | | | | | | |
| AVG | H | 2B | 3B | HR | RBI | SB | | | | | | | | | | | | | | | | | | | | | | | | | | | | | | | | | | | | | | | | | | | | | | | | | | | | | | | | | | | | | | | | | | | | | | | | | | | | | | | | | | | | | | | | | | | | | | | | | | | |
| .258 | 91 | 16 | 0 | 11 | 5 | 1 | | | | | | | | | | | | | | | | | | | | | | | | | | | | | | | | | | | | | | | | | | | | | | | | | | | | | | | | | | | | | | | | | | | | | | | | | | | | | | | | | | | | | | | | | | | | | | | | | | | |
| <div>195<div>LENNY HARRIS</div><div>OF-2B-1B</div><div>HT: 5'10" WT: 195 BATS: LEFT THROWS: RIGHT BORN: 10-28-1964, Miami, FL</div><div>1997 CINCINNATI REDS BATTING RECORD</div><table><tr><td>G</td><td>AB</td><td>R</td><td>H</td><td>2B</td><td>3B</td><td>HR</td><td>RBI</td><td>SB</td><td>SLG</td><td>BB</td><td>SO</td><td>AVG</td></tr><tr><td>120</td><td>238</td><td>32</td><td>65</td><td>13</td><td>1</td><td>3</td><td>28</td><td>4</td><td>.374</td><td>18</td><td>18</td><td>.273</td></tr></table><div>CARDBOARD BASEBALL RATINGS</div><table><tr><td>AVG</td><td>H</td><td>2B</td><td>3B</td><td>HR</td><td>RBI</td><td>SB</td></tr><tr><td>.273</td><td>65</td><td>13</td><td>1</td><td>3</td><td>2</td><td>1</td></tr></table><div>DEFENSE RATING</div><div>OF:  2B:   1B: </div></div> | | | | | | | | | | | | | G | AB | R | H | 2B | 3B | HR | RBI | SB | SLG | BB | SO | AVG | 120 | 238 | 32 | 65 | 13 | 1 | 3 | 28 | 4 | .374 | 18 | 18 | .273 | AVG | H | 2B | 3B | HR | RBI | SB | .273 | 65 | 13 | 1 | 3 | 2 | 1 | <div>199<div>TODD HELTON</div><div>OF-1B</div><div>HT: 6'2" WT: 215 BATS: LEFT THROWS: LEFT BORN: 8-20-1973, Knoxville, TN</div><div>1997 COLORADO ROCKIES BATTING RECORD</div><table><tr><td>G</td><td>AB</td><td>R</td><td>H</td><td>2B</td><td>3B</td><td>HR</td><td>RBI</td><td>SB</td><td>SLG</td><td>BB</td><td>SO</td><td>AVG</td></tr><tr><td>35</td><td>93</td><td>13</td><td>26</td><td>2</td><td>1</td><td>5</td><td>11</td><td>0</td><td>.484</td><td>8</td><td>11</td><td>.280</td></tr></table><div>CARDBOARD BASEBALL RATINGS</div><table><tr><td>AVG</td><td>H</td><td>2B</td><td>3B</td><td>HR</td><td>RBI</td><td>SB</td></tr><tr><td>.280</td><td>26</td><td>2</td><td>1</td><td>5</td><td>1</td><td>1</td></tr></table><div>DEFENSE RATING</div><div>OF:  1B:   </div></div> | | | | | | | | | | | | | G | AB | R | H | 2B | 3B | HR | RBI | SB | SLG | BB | SO | AVG | 35 | 93 | 13 | 26 | 2 | 1 | 5 | 11 | 0 | .484 | 8 | 11 | .280 | AVG | H | 2B | 3B | HR | RBI | SB | .280 | 26 | 2 | 1 | 5 | 1 | 1 |
| G | AB | R | H | 2B | 3B | HR | RBI | SB | SLG | BB | SO | AVG | | | | | | | | | | | | | | | | | | | | | | | | | | | | | | | | | | | | | | | | | | | | | | | | | | | | | | | | | | | | | | | | | | | | | | | | | | | | | | | | | | | | | | | | | | | | | |
| 120 | 238 | 32 | 65 | 13 | 1 | 3 | 28 | 4 | .374 | 18 | 18 | .273 | | | | | | | | | | | | | | | | | | | | | | | | | | | | | | | | | | | | | | | | | | | | | | | | | | | | | | | | | | | | | | | | | | | | | | | | | | | | | | | | | | | | | | | | | | | | | |
| AVG | H | 2B | 3B | HR | RBI | SB | | | | | | | | | | | | | | | | | | | | | | | | | | | | | | | | | | | | | | | | | | | | | | | | | | | | | | | | | | | | | | | | | | | | | | | | | | | | | | | | | | | | | | | | | | | | | | | | | | | |
| .273 | 65 | 13 | 1 | 3 | 2 | 1 | | | | | | | | | | | | | | | | | | | | | | | | | | | | | | | | | | | | | | | | | | | | | | | | | | | | | | | | | | | | | | | | | | | | | | | | | | | | | | | | | | | | | | | | | | | | | | | | | | | |
| G | AB | R | H | 2B | 3B | HR | RBI | SB | SLG | BB | SO | AVG | | | | | | | | | | | | | | | | | | | | | | | | | | | | | | | | | | | | | | | | | | | | | | | | | | | | | | | | | | | | | | | | | | | | | | | | | | | | | | | | | | | | | | | | | | | | | |
| 35 | 93 | 13 | 26 | 2 | 1 | 5 | 11 | 0 | .484 | 8 | 11 | .280 | | | | | | | | | | | | | | | | | | | | | | | | | | | | | | | | | | | | | | | | | | | | | | | | | | | | | | | | | | | | | | | | | | | | | | | | | | | | | | | | | | | | | | | | | | | | | |
| AVG | H | 2B | 3B | HR | RBI | SB | | | | | | | | | | | | | | | | | | | | | | | | | | | | | | | | | | | | | | | | | | | | | | | | | | | | | | | | | | | | | | | | | | | | | | | | | | | | | | | | | | | | | | | | | | | | | | | | | | | |
| .280 | 26 | 2 | 1 | 5 | 1 | 1 | | | | | | | | | | | | | | | | | | | | | | | | | | | | | | | | | | | | | | | | | | | | | | | | | | | | | | | | | | | | | | | | | | | | | | | | | | | | | | | | | | | | | | | | | | | | | | | | | | | |
| <div>196<div>BILL HASELMAN</div><div>C</div><div>HT: 6'3" WT: 205 BATS: RIGHT THROWS: RIGHT BORN: 5-25-1966, Long Branch, NJ</div><div>1997 BOSTON RED SOX BATTING RECORD</div><table><tr><td>G</td><td>AB</td><td>R</td><td>H</td><td>2B</td><td>3B</td><td>HR</td><td>RBI</td><td>SB</td><td>SLG</td><td>BB</td><td>SO</td><td>AVG</td></tr><tr><td>67</td><td>212</td><td>22</td><td>50</td><td>15</td><td>0</td><td>6</td><td>26</td><td>0</td><td>.392</td><td>15</td><td>44</td><td>.236</td></tr></table><div>CARDBOARD BASEBALL RATINGS</div><table><tr><td>AVG</td><td>H</td><td>2B</td><td>3B</td><td>HR</td><td>RBI</td><td>SB</td></tr><tr><td>.236</td><td>50</td><td>15</td><td>0</td><td>6</td><td>2</td><td>1</td></tr></table><div>DEFENSE RATING</div></div> | | | | | | | | | | | | | G | AB | R | H | 2B | 3B | HR | RBI | SB | SLG | BB | SO | AVG | 67 | 212 | 22 | 50 | 15 | 0 | 6 | 26 | 0 | .392 | 15 | 44 | .236 | AVG | H | 2B | 3B | HR | RBI | SB | .236 | 50 | 15 | 0 | 6 | 2 | 1 | <div>200<div>RICKEY HENDERSON</div><div>OF</div><div>HT: 5'10" WT: 180 BATS: RIGHT THROWS: LEFT BORN: 12-25-1958, Chicago, IL</div><div>1997 ANAHEIM ANGELS BATTING RECORD</div><table><tr><td>G</td><td>AB</td><td>R</td><td>H</td><td>2B</td><td>3B</td><td>HR</td><td>RBI</td><td>SB</td><td>SLG</td><td>BB</td><td>SO</td><td>AVG</td></tr><tr><td>120</td><td>403</td><td>84</td><td>100</td><td>14</td><td>0</td><td>8</td><td>34</td><td>45</td><td>.342</td><td>97</td><td>85</td><td>.248</td></tr></table><div>CARDBOARD BASEBALL RATINGS</div><table><tr><td>AVG</td><td>H</td><td>2B</td><td>3B</td><td>HR</td><td>RBI</td><td>SB</td></tr><tr><td>.248</td><td>100</td><td>14</td><td>0</td><td>8</td><td>3</td><td>5</td></tr></table><div>DEFENSE RATING</div><div>OF:  </div></div> | | | | | | | | | | | | | G | AB | R | H | 2B | 3B | HR | RBI | SB | SLG | BB | SO | AVG | 120 | 403 | 84 | 100 | 14 | 0 | 8 | 34 | 45 | .342 | 97 | 85 | .248 | AVG | H | 2B | 3B | HR | RBI | SB | .248 | 100 | 14 | 0 | 8 | 3 | 5 |
| G | AB | R | H | 2B | 3B | HR | RBI | SB | SLG | BB | SO | AVG | | | | | | | | | | | | | | | | | | | | | | | | | | | | | | | | | | | | | | | | | | | | | | | | | | | | | | | | | | | | | | | | | | | | | | | | | | | | | | | | | | | | | | | | | | | | | |
| 67 | 212 | 22 | 50 | 15 | 0 | 6 | 26 | 0 | .392 | 15 | 44 | .236 | | | | | | | | | | | | | | | | | | | | | | | | | | | | | | | | | | | | | | | | | | | | | | | | | | | | | | | | | | | | | | | | | | | | | | | | | | | | | | | | | | | | | | | | | | | | | |
| AVG | H | 2B | 3B | HR | RBI | SB | | | | | | | | | | | | | | | | | | | | | | | | | | | | | | | | | | | | | | | | | | | | | | | | | | | | | | | | | | | | | | | | | | | | | | | | | | | | | | | | | | | | | | | | | | | | | | | | | | | |
| .236 | 50 | 15 | 0 | 6 | 2 | 1 | | | | | | | | | | | | | | | | | | | | | | | | | | | | | | | | | | | | | | | | | | | | | | | | | | | | | | | | | | | | | | | | | | | | | | | | | | | | | | | | | | | | | | | | | | | | | | | | | | | |
| G | AB | R | H | 2B | 3B | HR | RBI | SB | SLG | BB | SO | AVG | | | | | | | | | | | | | | | | | | | | | | | | | | | | | | | | | | | | | | | | | | | | | | | | | | | | | | | | | | | | | | | | | | | | | | | | | | | | | | | | | | | | | | | | | | | | | |
| 120 | 403 | 84 | 100 | 14 | 0 | 8 | 34 | 45 | .342 | 97 | 85 | .248 | | | | | | | | | | | | | | | | | | | | | | | | | | | | | | | | | | | | | | | | | | | | | | | | | | | | | | | | | | | | | | | | | | | | | | | | | | | | | | | | | | | | | | | | | | | | | |
| AVG | H | 2B | 3B | HR | RBI | SB | | | | | | | | | | | | | | | | | | | | | | | | | | | | | | | | | | | | | | | | | | | | | | | | | | | | | | | | | | | | | | | | | | | | | | | | | | | | | | | | | | | | | | | | | | | | | | | | | | | |
| .248 | 100 | 14 | 0 | 8 | 3 | 5 | | | | | | | | | | | | | | | | | | | | | | | | | | | | | | | | | | | | | | | | | | | | | | | | | | | | | | | | | | | | | | | | | | | | | | | | | | | | | | | | | | | | | | | | | | | | | | | | | | | |

| | | | | | | | | | | | | | |
|--|------------------|----|----|----|----|----|-----|----|------|-----|----|------|---|
| 201 | CARLOS HERNANDEZ | | | | | | | | | | | | C |
| HT: 5'11" WT: 185 BATS: RIGHT THROWS: RIGHT BORN: 5-24-1967, San Felix, Venezuela | | | | | | | | | | | | | |
| 1997 SAN DIEGO PADRES BATTING RECORD | | | | | | | | | | | | | |
| G | AB | R | H | 2B | 3B | HR | RBI | SB | SLG | BB | SO | AVG | |
| 50 | 134 | 15 | 42 | 7 | 1 | 3 | 14 | 0 | .448 | 3 | 27 | .313 | |
| CARDBOARD BASEBALL RATINGS | | | | | | | | | | | | | |
| AVG | H | | | 2B | | 3B | | HR | | RBI | | SB | |
| .313 | 42 | | | 7 | | 1 | | 3 | | 1 | | 1 | |
| DEFENSE RATING | | | | | | | | | | | | | |



| | | | | | | | | | | | | | |
|---|----------------|----|-----|----|----|----|-----|----|------|-----|----|------|----|
| 205 | GLENALLEN HILL | | | | | | | | | | | | OF |
| HT: 6'3" WT: 210 BATS: RIGHT THROWS: RIGHT BORN: 3-22-1965, Santa Cruz, CA | | | | | | | | | | | | | |
| 1997 SAN FRANCISCO GIANTS BATTING RECORD | | | | | | | | | | | | | |
| G | AB | R | H | 2B | 3B | HR | RBI | SB | SLG | BB | SO | AVG | |
| 128 | 398 | 47 | 104 | 28 | 4 | 11 | 64 | 7 | .435 | 19 | 87 | .261 | |
| CARDBOARD BASEBALL RATINGS | | | | | | | | | | | | | |
| AVG | H | | | 2B | | 3B | | HR | | RBI | | SB | |
| .261 | 104 | | | 28 | | 4 | | 11 | | 6 | | 1 | |
| DEFENSE RATING | | | | | | | | | | | | | |
| OF:  | | | | | | | | | | | | | |




| | | | | | | | | | | | | | |
|---|----------------|----|----|----|----|----|-----|----|------|-----|----|------|----------|
| 202 | JOSE HERNANDEZ | | | | | | | | | | | | 3B-2B-SS |
| HT: 6'1" WT: 180 BATS: RIGHT THROWS: RIGHT BORN: 7-14-1969, Rio Piedras, P.R. | | | | | | | | | | | | | |
| 1997 CHICAGO CUBS BATTING RECORD | | | | | | | | | | | | | |
| G | AB | R | H | 2B | 3B | HR | RBI | SB | SLG | BB | SO | AVG | |
| 121 | 183 | 33 | 50 | 8 | 5 | 7 | 26 | 2 | .486 | 14 | 42 | .273 | |
| CARDBOARD BASEBALL RATINGS | | | | | | | | | | | | | |
| AVG | H | | | 2B | | 3B | | HR | | RBI | | SB | |
| .273 | 50 | | | 8 | | 5 | | 7 | | 2 | | 1 | |
| DEFENSE RATING | | | | | | | | | | | | | |
| 3B:   2B:   SS:    | | | | | | | | | | | | | |

| | | | | | | | | | | | | | |
|--|----------------|----|----|----|----|----|-----|----|------|-----|----|------|----------|
| 206 | DENNIS HOCKING | | | | | | | | | | | | SS-OF-3B |
| HT: 5'10" WT: 180 BATS: BOTH THROWS: RIGHT BORN: 4-2-1970, Torrance, CA | | | | | | | | | | | | | |
| 1997 MINNESOTA TWINS BATTING RECORD | | | | | | | | | | | | | |
| G | AB | R | H | 2B | 3B | HR | RBI | SB | SLG | BB | SO | AVG | |
| 115 | 253 | 28 | 65 | 12 | 4 | 2 | 25 | 3 | .360 | 18 | 51 | .257 | |
| CARDBOARD BASEBALL RATINGS | | | | | | | | | | | | | |
| AVG | H | | | 2B | | 3B | | HR | | RBI | | SB | |
| .257 | 65 | | | 12 | | 4 | | 2 | | 2 | | 1 | |
| DEFENSE RATING | | | | | | | | | | | | | |
| SS:   OF:    3B:    | | | | | | | | | | | | | |




| | | | | | | | | | | | | | |
|---|-----------------|---|----|----|----|----|-----|----|------|-----|----|------|----|
| 203 | RICHARD HIDALGO | | | | | | | | | | | | OF |
| HT: 6'3" WT: 220 BATS: RIGHT THROWS: RIGHT BORN: 6-28-1975, Caracas, Venezuela | | | | | | | | | | | | | |
| 1997 HOUSTON ASTROS BATTING RECORD | | | | | | | | | | | | | |
| G | AB | R | H | 2B | 3B | HR | RBI | SB | SLG | BB | SO | AVG | |
| 19 | 62 | 8 | 19 | 5 | 0 | 2 | 6 | 1 | .484 | 4 | 18 | .306 | |
| CARDBOARD BASEBALL RATINGS | | | | | | | | | | | | | |
| AVG | H | | | 2B | | 3B | | HR | | RBI | | SB | |
| .306 | 19 | | | 5 | | 0 | | 2 | | 0 | | 1 | |
| DEFENSE RATING | | | | | | | | | | | | | |
| OF:  | | | | | | | | | | | | | |




| | | | | | | | | | | | | | |
|--|--------------|----|----|----|----|----|-----|----|------|-----|----|------|---|
| 207 | CHRIS HOILES | | | | | | | | | | | | C |
| HT: 6'0" WT: 195 BATS: RIGHT THROWS: RIGHT BORN: 3-20-1965, Bowling Green, OH | | | | | | | | | | | | | |
| 1997 BALTIMORE ORIOLES BATTING RECORD | | | | | | | | | | | | | |
| G | AB | R | H | 2B | 3B | HR | RBI | SB | SLG | BB | SO | AVG | |
| 99 | 320 | 45 | 83 | 15 | 0 | 12 | 49 | 1 | .419 | 51 | 86 | .259 | |
| CARDBOARD BASEBALL RATINGS | | | | | | | | | | | | | |
| AVG | H | | | 2B | | 3B | | HR | | RBI | | SB | |
| .259 | 83 | | | 15 | | 0 | | 12 | | 4 | | 1 | |
| DEFENSE RATING | | | | | | | | | | | | | |









| | | | | | | | | | | | | | |
|---|-----------------|----|-----|----|----|----|-----|----|------|-----|----|------|----|
| 204 | BOBBY HIGGINSON | | | | | | | | | | | | OF |
| HT: 5'11" WT: 180 BATS: LEFT THROWS: RIGHT BORN: 8-18-1970, Philadelphia, PA | | | | | | | | | | | | | |
| 1997 DETROIT TIGERS BATTING RECORD | | | | | | | | | | | | | |
| G | AB | R | H | 2B | 3B | HR | RBI | SB | SLG | BB | SO | AVG | |
| 146 | 546 | 94 | 163 | 30 | 5 | 27 | 101 | 12 | .520 | 70 | 85 | .299 | |
| CARDBOARD BASEBALL RATINGS | | | | | | | | | | | | | |
| AVG | H | | | 2B | | 3B | | HR | | RBI | | SB | |
| .299 | 163 | | | 30 | | 5 | | 27 | | 10 | | 1 | |
| DEFENSE RATING | | | | | | | | | | | | | |
| OF:   | | | | | | | | | | | | | |



| | | | | | | | | | | | | | |
|--|--------------------|----|----|----|----|----|-----|----|------|-----|----|------|----|
| 208 | TODD HOLLANDSWORTH | | | | | | | | | | | | OF |
| HT: 6'2" WT: 193 BATS: LEFT THROWS: LEFT BORN: 4-20-1973, Dayton, OH | | | | | | | | | | | | | |
| 1997 LOS ANGELES DODGERS BATTING RECORD | | | | | | | | | | | | | |
| G | AB | R | H | 2B | 3B | HR | RBI | SB | SLG | BB | SO | AVG | |
| 106 | 296 | 39 | 73 | 20 | 2 | 4 | 31 | 5 | .368 | 17 | 60 | .247 | |
| CARDBOARD BASEBALL RATINGS | | | | | | | | | | | | | |
| AVG | H | | | 2B | | 3B | | HR | | RBI | | SB | |
| .247 | 73 | | | 20 | | 2 | | 4 | | 3 | | 1 | |
| DEFENSE RATING | | | | | | | | | | | | | |
| OF:    | | | | | | | | | | | | | |






| <div>209</div> <div>DAVE HOLLINS</div> <div>3B-1B</div> <div>HT: 6'1" WT: 195 BATS: BOTH THROWS: RIGHT BORN: 5-25-1966, Buffalo, NY</div> <div>1997 ANAHEIM ANGELS BATTING RECORD</div> <table><tr><th>G</th><th>AB</th><th>R</th><th>H</th><th>2B</th><th>3B</th><th>HR</th><th>RBI</th><th>SB</th><th>SLG</th><th>BB</th><th>SO</th><th>AVG</th></tr><tr><td>149</td><td>572</td><td>101</td><td>165</td><td>29</td><td>2</td><td>16</td><td>85</td><td>16</td><td>.430</td><td>62</td><td>124</td><td>.288</td></tr></table> <div>CARDBOARD BASEBALL RATINGS</div> <table><tr><th>AVG</th><th>H</th><th>2B</th><th>3B</th><th>HR</th><th>RBI</th><th>SB</th></tr><tr><td>.288</td><td>165</td><td>29</td><td>2</td><td>16</td><td>8</td><td>2</td></tr></table> <div>DEFENSE RATING</div> <div>3B: 1B: </div> | | | | | | | | | | | | | G | AB | R | H | 2B | 3B | HR | RBI | SB | SLG | BB | SO | AVG | 149 | 572 | 101 | 165 | 29 | 2 | 16 | 85 | 16 | .430 | 62 | 124 | .288 | AVG | H | 2B | 3B | HR | RBI | SB | .288 | 165 | 29 | 2 | 16 | 8 | 2 | <div>213</div> <div>JACK HOWELL</div> <div>3B-1B</div> <div>HT: 6'0" WT: 180 BATS: LEFT THROWS: RIGHT BORN: 8-18-1961, Tucson, AZ</div> <div>1997 ANAHEIM ANGELS BATTING RECORD</div> <table><tr><th>G</th><th>AB</th><th>R</th><th>H</th><th>2B</th><th>3B</th><th>HR</th><th>RBI</th><th>SB</th><th>SLG</th><th>BB</th><th>SO</th><th>AVG</th></tr><tr><td>77</td><td>174</td><td>25</td><td>45</td><td>7</td><td>0</td><td>14</td><td>34</td><td>1</td><td>.540</td><td>13</td><td>36</td><td>.259</td></tr></table> <div>CARDBOARD BASEBALL RATINGS</div> <table><tr><th>AVG</th><th>H</th><th>2B</th><th>3B</th><th>HR</th><th>RBI</th><th>SB</th></tr><tr><td>.259</td><td>45</td><td>7</td><td>0</td><td>14</td><td>3</td><td>1</td></tr></table> <div>DEFENSE RATING</div> <div>3B: 1B: </div> | | | | | | | | | | | | | G | AB | R | H | 2B | 3B | HR | RBI | SB | SLG | BB | SO | AVG | 77 | 174 | 25 | 45 | 7 | 0 | 14 | 34 | 1 | .540 | 13 | 36 | .259 | AVG | H | 2B | 3B | HR | RBI | SB | .259 | 45 | 7 | 0 | 14 | 3 | 1 |
|--|-----|-----|-----|----|-----|----|-----|----|------|----|-----|------|---|----|---|---|----|----|----|-----|----|-----|----|----|-----|-----|-----|-----|-----|----|---|----|----|----|------|----|-----|------|-----|---|----|----|----|-----|----|------|-----|----|---|----|---|---|---|--|--|--|--|--|--|--|--|--|--|--|--|---|----|---|---|----|----|----|-----|----|-----|----|----|-----|-----|-----|----|-----|----|---|----|----|---|------|----|-----|------|-----|---|----|----|----|-----|----|------|-----|----|---|----|---|---|
| G | AB | R | H | 2B | 3B | HR | RBI | SB | SLG | BB | SO | AVG | | | | | | | | | | | | | | | | | | | | | | | | | | | | | | | | | | | | | | | | | | | | | | | | | | | | | | | | | | | | | | | | | | | | | | | | | | | | | | | | | | | | | | | | | | | | | |
| 149 | 572 | 101 | 165 | 29 | 2 | 16 | 85 | 16 | .430 | 62 | 124 | .288 | | | | | | | | | | | | | | | | | | | | | | | | | | | | | | | | | | | | | | | | | | | | | | | | | | | | | | | | | | | | | | | | | | | | | | | | | | | | | | | | | | | | | | | | | | | | | |
| AVG | H | 2B | 3B | HR | RBI | SB | | | | | | | | | | | | | | | | | | | | | | | | | | | | | | | | | | | | | | | | | | | | | | | | | | | | | | | | | | | | | | | | | | | | | | | | | | | | | | | | | | | | | | | | | | | | | | | | | | | |
| .288 | 165 | 29 | 2 | 16 | 8 | 2 | | | | | | | | | | | | | | | | | | | | | | | | | | | | | | | | | | | | | | | | | | | | | | | | | | | | | | | | | | | | | | | | | | | | | | | | | | | | | | | | | | | | | | | | | | | | | | | | | | | |
| G | AB | R | H | 2B | 3B | HR | RBI | SB | SLG | BB | SO | AVG | | | | | | | | | | | | | | | | | | | | | | | | | | | | | | | | | | | | | | | | | | | | | | | | | | | | | | | | | | | | | | | | | | | | | | | | | | | | | | | | | | | | | | | | | | | | | |
| 77 | 174 | 25 | 45 | 7 | 0 | 14 | 34 | 1 | .540 | 13 | 36 | .259 | | | | | | | | | | | | | | | | | | | | | | | | | | | | | | | | | | | | | | | | | | | | | | | | | | | | | | | | | | | | | | | | | | | | | | | | | | | | | | | | | | | | | | | | | | | | | |
| AVG | H | 2B | 3B | HR | RBI | SB | | | | | | | | | | | | | | | | | | | | | | | | | | | | | | | | | | | | | | | | | | | | | | | | | | | | | | | | | | | | | | | | | | | | | | | | | | | | | | | | | | | | | | | | | | | | | | | | | | | |
| .259 | 45 | 7 | 0 | 14 | 3 | 1 | | | | | | | | | | | | | | | | | | | | | | | | | | | | | | | | | | | | | | | | | | | | | | | | | | | | | | | | | | | | | | | | | | | | | | | | | | | | | | | | | | | | | | | | | | | | | | | | | | | |
| <div>210</div> <div>TYLER HOUSTON</div> <div>C-3B</div> <div>HT: 6'2" WT: 210 BATS: LEFT THROWS: RIGHT BORN: 1-17-1971, Long Beach, CA</div> <div>1997 CHICAGO CUBS BATTING RECORD</div> <table><tr><th>G</th><th>AB</th><th>R</th><th>H</th><th>2B</th><th>3B</th><th>HR</th><th>RBI</th><th>SB</th><th>SLG</th><th>BB</th><th>SO</th><th>AVG</th></tr><tr><td>72</td><td>196</td><td>15</td><td>51</td><td>10</td><td>0</td><td>2</td><td>28</td><td>1</td><td>.342</td><td>9</td><td>35</td><td>.260</td></tr></table> <div>CARDBOARD BASEBALL RATINGS</div> <table><tr><th>AVG</th><th>H</th><th>2B</th><th>3B</th><th>HR</th><th>RBI</th><th>SB</th></tr><tr><td>.260</td><td>51</td><td>10</td><td>0</td><td>2</td><td>2</td><td>1</td></tr></table> <div>DEFENSE RATING</div> <div>3B: </div> | | | | | | | | | | | | | G | AB | R | H | 2B | 3B | HR | RBI | SB | SLG | BB | SO | AVG | 72 | 196 | 15 | 51 | 10 | 0 | 2 | 28 | 1 | .342 | 9 | 35 | .260 | AVG | H | 2B | 3B | HR | RBI | SB | .260 | 51 | 10 | 0 | 2 | 2 | 1 | <div>214</div> <div>MIKE HUBBARD</div> <div>C</div> <div>HT: 6'1" WT: 180 BATS: RIGHT THROWS: RIGHT BORN: 2-16-1971, Lynchburg, VA</div> <div>1997 CHICAGO CUBS BATTING RECORD</div> <table><tr><th>G</th><th>AB</th><th>R</th><th>H</th><th>2B</th><th>3B</th><th>HR</th><th>RBI</th><th>SB</th><th>SLG</th><th>BB</th><th>SO</th><th>AVG</th></tr><tr><td>29</td><td>64</td><td>4</td><td>13</td><td>0</td><td>0</td><td>1</td><td>2</td><td>0</td><td>.250</td><td>2</td><td>21</td><td>.203</td></tr></table> <div>CARDBOARD BASEBALL RATINGS</div> <table><tr><th>AVG</th><th>H</th><th>2B</th><th>3B</th><th>HR</th><th>RBI</th><th>SB</th></tr><tr><td>.203</td><td>13</td><td>0</td><td>0</td><td>1</td><td>0</td><td>1</td></tr></table> <div>DEFENSE RATING</div> | | | | | | | | | | | | | G | AB | R | H | 2B | 3B | HR | RBI | SB | SLG | BB | SO | AVG | 29 | 64 | 4 | 13 | 0 | 0 | 1 | 2 | 0 | .250 | 2 | 21 | .203 | AVG | H | 2B | 3B | HR | RBI | SB | .203 | 13 | 0 | 0 | 1 | 0 | 1 |
| G | AB | R | H | 2B | 3B | HR | RBI | SB | SLG | BB | SO | AVG | | | | | | | | | | | | | | | | | | | | | | | | | | | | | | | | | | | | | | | | | | | | | | | | | | | | | | | | | | | | | | | | | | | | | | | | | | | | | | | | | | | | | | | | | | | | | |
| 72 | 196 | 15 | 51 | 10 | 0 | 2 | 28 | 1 | .342 | 9 | 35 | .260 | | | | | | | | | | | | | | | | | | | | | | | | | | | | | | | | | | | | | | | | | | | | | | | | | | | | | | | | | | | | | | | | | | | | | | | | | | | | | | | | | | | | | | | | | | | | | |
| AVG | H | 2B | 3B | HR | RBI | SB | | | | | | | | | | | | | | | | | | | | | | | | | | | | | | | | | | | | | | | | | | | | | | | | | | | | | | | | | | | | | | | | | | | | | | | | | | | | | | | | | | | | | | | | | | | | | | | | | | | |
| .260 | 51 | 10 | 0 | 2 | 2 | 1 | | | | | | | | | | | | | | | | | | | | | | | | | | | | | | | | | | | | | | | | | | | | | | | | | | | | | | | | | | | | | | | | | | | | | | | | | | | | | | | | | | | | | | | | | | | | | | | | | | | |
| G | AB | R | H | 2B | 3B | HR | RBI | SB | SLG | BB | SO | AVG | | | | | | | | | | | | | | | | | | | | | | | | | | | | | | | | | | | | | | | | | | | | | | | | | | | | | | | | | | | | | | | | | | | | | | | | | | | | | | | | | | | | | | | | | | | | | |
| 29 | 64 | 4 | 13 | 0 | 0 | 1 | 2 | 0 | .250 | 2 | 21 | .203 | | | | | | | | | | | | | | | | | | | | | | | | | | | | | | | | | | | | | | | | | | | | | | | | | | | | | | | | | | | | | | | | | | | | | | | | | | | | | | | | | | | | | | | | | | | | | |
| AVG | H | 2B | 3B | HR | RBI | SB | | | | | | | | | | | | | | | | | | | | | | | | | | | | | | | | | | | | | | | | | | | | | | | | | | | | | | | | | | | | | | | | | | | | | | | | | | | | | | | | | | | | | | | | | | | | | | | | | | | |
| .203 | 13 | 0 | 0 | 1 | 0 | 1 | | | | | | | | | | | | | | | | | | | | | | | | | | | | | | | | | | | | | | | | | | | | | | | | | | | | | | | | | | | | | | | | | | | | | | | | | | | | | | | | | | | | | | | | | | | | | | | | | | | |
| <div>211</div> <div>DAVID HOWARD</div> <div>2B-OF-3B</div> <div>HT: 6'0" WT: 165 BATS: BOTH THROWS: RIGHT BORN: 2-26-1967, Sarasota, FL</div> <div>1997 KANSAS CITY ROYALS BATTING RECORD</div> <table><tr><th>G</th><th>AB</th><th>R</th><th>H</th><th>2B</th><th>3B</th><th>HR</th><th>RBI</th><th>SB</th><th>SLG</th><th>BB</th><th>SO</th><th>AVG</th></tr><tr><td>80</td><td>162</td><td>24</td><td>39</td><td>8</td><td>1</td><td>1</td><td>13</td><td>2</td><td>.321</td><td>10</td><td>31</td><td>.241</td></tr></table> <div>CARDBOARD BASEBALL RATINGS</div> <table><tr><th>AVG</th><th>H</th><th>2B</th><th>3B</th><th>HR</th><th>RBI</th><th>SB</th></tr><tr><td>.241</td><td>39</td><td>8</td><td>1</td><td>1</td><td>1</td><td>1</td></tr></table> <div>DEFENSE RATING</div> <div>2B: OF: 3B: </div> | | | | | | | | | | | | | G | AB | R | H | 2B | 3B | HR | RBI | SB | SLG | BB | SO | AVG | 80 | 162 | 24 | 39 | 8 | 1 | 1 | 13 | 2 | .321 | 10 | 31 | .241 | AVG | H | 2B | 3B | HR | RBI | SB | .241 | 39 | 8 | 1 | 1 | 1 | 1 | <div>215</div> <div>REX HUDLER</div> <div>OF-2B</div> <div>HT: 6'1" WT: 180 BATS: RIGHT THROWS: RIGHT BORN: 9-2-1960, Tempe, AZ</div> <div>1997 PHILADELPHIA PHILLIES BATTING RECORD</div> <table><tr><th>G</th><th>AB</th><th>R</th><th>H</th><th>2B</th><th>3B</th><th>HR</th><th>RBI</th><th>SB</th><th>SLG</th><th>BB</th><th>SO</th><th>AVG</th></tr><tr><td>50</td><td>122</td><td>17</td><td>27</td><td>4</td><td>0</td><td>5</td><td>10</td><td>1</td><td>.377</td><td>6</td><td>28</td><td>.221</td></tr></table> <div>CARDBOARD BASEBALL RATINGS</div> <table><tr><th>AVG</th><th>H</th><th>2B</th><th>3B</th><th>HR</th><th>RBI</th><th>SB</th></tr><tr><td>.221</td><td>27</td><td>4</td><td>0</td><td>5</td><td>1</td><td>1</td></tr></table> <div>DEFENSE RATING</div> <div>OF: 2B: </div> | | | | | | | | | | | | | G | AB | R | H | 2B | 3B | HR | RBI | SB | SLG | BB | SO | AVG | 50 | 122 | 17 | 27 | 4 | 0 | 5 | 10 | 1 | .377 | 6 | 28 | .221 | AVG | H | 2B | 3B | HR | RBI | SB | .221 | 27 | 4 | 0 | 5 | 1 | 1 |
| G | AB | R | H | 2B | 3B | HR | RBI | SB | SLG | BB | SO | AVG | | | | | | | | | | | | | | | | | | | | | | | | | | | | | | | | | | | | | | | | | | | | | | | | | | | | | | | | | | | | | | | | | | | | | | | | | | | | | | | | | | | | | | | | | | | | | |
| 80 | 162 | 24 | 39 | 8 | 1 | 1 | 13 | 2 | .321 | 10 | 31 | .241 | | | | | | | | | | | | | | | | | | | | | | | | | | | | | | | | | | | | | | | | | | | | | | | | | | | | | | | | | | | | | | | | | | | | | | | | | | | | | | | | | | | | | | | | | | | | | |
| AVG | H | 2B | 3B | HR | RBI | SB | | | | | | | | | | | | | | | | | | | | | | | | | | | | | | | | | | | | | | | | | | | | | | | | | | | | | | | | | | | | | | | | | | | | | | | | | | | | | | | | | | | | | | | | | | | | | | | | | | | |
| .241 | 39 | 8 | 1 | 1 | 1 | 1 | | | | | | | | | | | | | | | | | | | | | | | | | | | | | | | | | | | | | | | | | | | | | | | | | | | | | | | | | | | | | | | | | | | | | | | | | | | | | | | | | | | | | | | | | | | | | | | | | | | |
| G | AB | R | H | 2B | 3B | HR | RBI | SB | SLG | BB | SO | AVG | | | | | | | | | | | | | | | | | | | | | | | | | | | | | | | | | | | | | | | | | | | | | | | | | | | | | | | | | | | | | | | | | | | | | | | | | | | | | | | | | | | | | | | | | | | | | |
| 50 | 122 | 17 | 27 | 4 | 0 | 5 | 10 | 1 | .377 | 6 | 28 | .221 | | | | | | | | | | | | | | | | | | | | | | | | | | | | | | | | | | | | | | | | | | | | | | | | | | | | | | | | | | | | | | | | | | | | | | | | | | | | | | | | | | | | | | | | | | | | | |
| AVG | H | 2B | 3B | HR | RBI | SB | | | | | | | | | | | | | | | | | | | | | | | | | | | | | | | | | | | | | | | | | | | | | | | | | | | | | | | | | | | | | | | | | | | | | | | | | | | | | | | | | | | | | | | | | | | | | | | | | | | |
| .221 | 27 | 4 | 0 | 5 | 1 | 1 | | | | | | | | | | | | | | | | | | | | | | | | | | | | | | | | | | | | | | | | | | | | | | | | | | | | | | | | | | | | | | | | | | | | | | | | | | | | | | | | | | | | | | | | | | | | | | | | | | | |
| <div>212</div> <div>THOMAS HOWARD</div> <div>OF</div> <div>HT: 6'2" WT: 200 BATS: BOTH THROWS: RIGHT BORN: 12-11-1964, Middletown, OH</div> <div>1997 HOUSTON ASTROS BATTING RECORD</div> <table><tr><th>G</th><th>AB</th><th>R</th><th>H</th><th>2B</th><th>3B</th><th>HR</th><th>RBI</th><th>SB</th><th>SLG</th><th>BB</th><th>SO</th><th>AVG</th></tr><tr><td>107</td><td>255</td><td>24</td><td>63</td><td>16</td><td>1</td><td>3</td><td>22</td><td>1</td><td>.353</td><td>26</td><td>48</td><td>.247</td></tr></table> <div>CARDBOARD BASEBALL RATINGS</div> <table><tr><th>AVG</th><th>H</th><th>2B</th><th>3B</th><th>HR</th><th>RBI</th><th>SB</th></tr><tr><td>.247</td><td>63</td><td>16</td><td>1</td><td>3</td><td>2</td><td>1</td></tr></table> <div>DEFENSE RATING</div> <div>OF: </div> | | | | | | | | | | | | | G | AB | R | H | 2B | 3B | HR | RBI | SB | SLG | BB | SO | AVG | 107 | 255 | 24 | 63 | 16 | 1 | 3 | 22 | 1 | .353 | 26 | 48 | .247 | AVG | H | 2B | 3B | HR | RBI | SB | .247 | 63 | 16 | 1 | 3 | 2 | 1 | <div>216</div> <div>TODD HUNDLEY</div> <div>C</div> <div>HT: 5'11" WT: 170 BATS: BOTH THROWS: RIGHT BORN: 5-27-1969, Martinsville, VA</div> <div>1997 NEW YORK METS BATTING RECORD</div> <table><tr><th>G</th><th>AB</th><th>R</th><th>H</th><th>2B</th><th>3B</th><th>HR</th><th>RBI</th><th>SB</th><th>SLG</th><th>BB</th><th>SO</th><th>AVG</th></tr><tr><td>132</td><td>417</td><td>78</td><td>114</td><td>21</td><td>2</td><td>30</td><td>86</td><td>2</td><td>.549</td><td>83</td><td>116</td><td>.273</td></tr></table> <div>CARDBOARD BASEBALL RATINGS</div> <table><tr><th>AVG</th><th>H</th><th>2B</th><th>3B</th><th>HR</th><th>RBI</th><th>SB</th></tr><tr><td>.273</td><td>114</td><td>21</td><td>2</td><td>30</td><td>8</td><td>1</td></tr></table> <div>DEFENSE RATING</div> | | | | | | | | | | | | | G | AB | R | H | 2B | 3B | HR | RBI | SB | SLG | BB | SO | AVG | 132 | 417 | 78 | 114 | 21 | 2 | 30 | 86 | 2 | .549 | 83 | 116 | .273 | AVG | H | 2B | 3B | HR | RBI | SB | .273 | 114 | 21 | 2 | 30 | 8 | 1 |
| G | AB | R | H | 2B | 3B | HR | RBI | SB | SLG | BB | SO | AVG | | | | | | | | | | | | | | | | | | | | | | | | | | | | | | | | | | | | | | | | | | | | | | | | | | | | | | | | | | | | | | | | | | | | | | | | | | | | | | | | | | | | | | | | | | | | | |
| 107 | 255 | 24 | 63 | 16 | 1 | 3 | 22 | 1 | .353 | 26 | 48 | .247 | | | | | | | | | | | | | | | | | | | | | | | | | | | | | | | | | | | | | | | | | | | | | | | | | | | | | | | | | | | | | | | | | | | | | | | | | | | | | | | | | | | | | | | | | | | | | |
| AVG | H | 2B | 3B | HR | RBI | SB | | | | | | | | | | | | | | | | | | | | | | | | | | | | | | | | | | | | | | | | | | | | | | | | | | | | | | | | | | | | | | | | | | | | | | | | | | | | | | | | | | | | | | | | | | | | | | | | | | | |
| .247 | 63 | 16 | 1 | 3 | 2 | 1 | | | | | | | | | | | | | | | | | | | | | | | | | | | | | | | | | | | | | | | | | | | | | | | | | | | | | | | | | | | | | | | | | | | | | | | | | | | | | | | | | | | | | | | | | | | | | | | | | | | |
| G | AB | R | H | 2B | 3B | HR | RBI | SB | SLG | BB | SO | AVG | | | | | | | | | | | | | | | | | | | | | | | | | | | | | | | | | | | | | | | | | | | | | | | | | | | | | | | | | | | | | | | | | | | | | | | | | | | | | | | | | | | | | | | | | | | | | |
| 132 | 417 | 78 | 114 | 21 | 2 | 30 | 86 | 2 | .549 | 83 | 116 | .273 | | | | | | | | | | | | | | | | | | | | | | | | | | | | | | | | | | | | | | | | | | | | | | | | | | | | | | | | | | | | | | | | | | | | | | | | | | | | | | | | | | | | | | | | | | | | | |
| AVG | H | 2B | 3B | HR | RBI | SB | | | | | | | | | | | | | | | | | | | | | | | | | | | | | | | | | | | | | | | | | | | | | | | | | | | | | | | | | | | | | | | | | | | | | | | | | | | | | | | | | | | | | | | | | | | | | | | | | | | |
| .273 | 114 | 21 | 2 | 30 | 8 | 1 | | | | | | | | | | | | | | | | | | | | | | | | | | | | | | | | | | | | | | | | | | | | | | | | | | | | | | | | | | | | | | | | | | | | | | | | | | | | | | | | | | | | | | | | | | | | | | | | | | | |



| | | | | | | | | | | | | | |
|---|--------------|-----|-----|----|----|----|-----|-----|------|----|-----|------|----|
| 217 | BRIAN HUNTER | | | | | | | | | | | | OF |
| HT: 6'4" WT: 180 BATS: RIGHT THROWS: RIGHT BORN: 3-5-1971, Portland, OR | | | | | | | | | | | | | |
| 1997 DETROIT TIGERS BATTING RECORD | | | | | | | | | | | | | |
| G | AB | R | H | 2B | 3B | HR | RBI | SB | SLG | BB | SO | AVG | |
| 162 | 658 | 112 | 177 | 29 | 7 | 4 | 45 | 74 | .353 | 66 | 121 | .269 | |
| CARDBOARD BASEBALL RATINGS | | | | | | | | | | | | | |
| AVG | H | | | 2B | 3B | | HR | RBI | | SB | | | |
| .269 | 177 | | | 29 | 7 | | 4 | 4 | | 7 | | | |
| DEFENSE RATING | | | | | | | | | | | | | |
| OF:    | | | | | | | | | | | | | |


| | | | | | | | | | | | | | |
|--|----------------|----|----|----|----|----|-----|-----|------|----|----|------|----|
| 221 | DARRIN JACKSON | | | | | | | | | | | | OF |
| HT: 6'0" WT: 185 BATS: RIGHT THROWS: RIGHT BORN: 8-22-1962, Los Angeles, CA | | | | | | | | | | | | | |
| 1997 MILWAUKEE BREWERS BATTING RECORD | | | | | | | | | | | | | |
| G | AB | R | H | 2B | 3B | HR | RBI | SB | SLG | BB | SO | AVG | |
| 75 | 211 | 26 | 55 | 9 | 1 | 5 | 36 | 4 | .384 | 6 | 31 | .261 | |
| CARDBOARD BASEBALL RATINGS | | | | | | | | | | | | | |
| AVG | H | | | 2B | 3B | | HR | RBI | | SB | | | |
| .261 | 55 | | | 9 | 1 | | 5 | 3 | | 1 | | | |
| DEFENSE RATING | | | | | | | | | | | | | |
| OF:    | | | | | | | | | | | | | |


| | | | | | | | | | | | | | |
|---|--------------|----|-----|----|----|----|-----|-----|------|----|----|------|----------|
| 218 | BUTCH HUSKEY | | | | | | | | | | | | OF-1B-3B |
| HT: 6'3" WT: 244 BATS: RIGHT THROWS: RIGHT BORN: 11-10-1971, Anadarko, OK | | | | | | | | | | | | | |
| 1997 NEW YORK METS BATTING RECORD | | | | | | | | | | | | | |
| G | AB | R | H | 2B | 3B | HR | RBI | SB | SLG | BB | SO | AVG | |
| 142 | 471 | 61 | 135 | 26 | 2 | 24 | 81 | 8 | .503 | 25 | 84 | .287 | |
| CARDBOARD BASEBALL RATINGS | | | | | | | | | | | | | |
| AVG | H | | | 2B | 3B | | HR | RBI | | SB | | | |
| .287 | 135 | | | 26 | 2 | | 24 | 8 | | 1 | | | |
| DEFENSE RATING | | | | | | | | | | | | | |
| OF:   1B:    3B:    | | | | | | | | | | | | | |












| | | | | | | | | | | | | | |
|---|-----------|----|----|----|----|----|-----|-----|------|----|----|------|----|
| 222 | JOHN JAHA | | | | | | | | | | | | 1B |
| HT: 6'1" WT: 195 BATS: RIGHT THROWS: RIGHT BORN: 5-27-1966, Portland, OR | | | | | | | | | | | | | |
| 1997 MILWAUKEE BREWERS BATTING RECORD | | | | | | | | | | | | | |
| G | AB | R | H | 2B | 3B | HR | RBI | SB | SLG | BB | SO | AVG | |
| 46 | 162 | 25 | 40 | 7 | 0 | 11 | 26 | 1 | .494 | 25 | 40 | .247 | |
| CARDBOARD BASEBALL RATINGS | | | | | | | | | | | | | |
| AVG | H | | | 2B | 3B | | HR | RBI | | SB | | | |
| .247 | 40 | | | 7 | 0 | | 11 | 2 | | 1 | | | |
| DEFENSE RATING | | | | | | | | | | | | | |
| 1B:   | | | | | | | | | | | | | |








| | | | | | | | | | | | | | |
|---|------------|----|----|----|----|----|-----|-----|------|----|----|------|----------|
| 219 | JEFF HUSON | | | | | | | | | | | | 2B-1B-OF |
| HT: 6'3" WT: 180 BATS: LEFT THROWS: RIGHT BORN: 8-15-1964, Scottsdale, AZ | | | | | | | | | | | | | |
| 1997 MILWAUKEE BREWERS BATTING RECORD | | | | | | | | | | | | | |
| G | AB | R | H | 2B | 3B | HR | RBI | SB | SLG | BB | SO | AVG | |
| 84 | 143 | 12 | 29 | 3 | 0 | 0 | 11 | 3 | .224 | 5 | 15 | .203 | |
| CARDBOARD BASEBALL RATINGS | | | | | | | | | | | | | |
| AVG | H | | | 2B | 3B | | HR | RBI | | SB | | | |
| .203 | 29 | | | 3 | 0 | | 0 | 1 | | 1 | | | |
| DEFENSE RATING | | | | | | | | | | | | | |
| 2B:   1B:  OF:   | | | | | | | | | | | | | |





| | | | | | | | | | | | | | |
|---|-------------|----|-----|----|----|----|-----|-----|------|----|----|------|----|
| 223 | STAN JAVIER | | | | | | | | | | | | OF |
| HT: 6'0" WT: 185 BATS: BOTH THROWS: RIGHT BORN: 1-9-1964, San Francisco De Macoris, D.R. | | | | | | | | | | | | | |
| 1997 SAN FRANCISCO GIANTS BATTING RECORD | | | | | | | | | | | | | |
| G | AB | R | H | 2B | 3B | HR | RBI | SB | SLG | BB | SO | AVG | |
| 142 | 440 | 69 | 126 | 16 | 4 | 8 | 50 | 25 | .395 | 56 | 70 | .286 | |
| CARDBOARD BASEBALL RATINGS | | | | | | | | | | | | | |
| AVG | H | | | 2B | 3B | | HR | RBI | | SB | | | |
| .286 | 126 | | | 16 | 4 | | 8 | 5 | | 3 | | | |
| DEFENSE RATING | | | | | | | | | | | | | |
| OF:   | | | | | | | | | | | | | |





| | | | | | | | | | | | | | |
|---|-----------------|----|----|----|----|----|-----|-----|------|----|----|------|----|
| 220 | PETE INCAVIGLIA | | | | | | | | | | | | OF |
| HT: 6'1" WT: 225 BATS: RIGHT THROWS: RIGHT BORN: 4-2-1964, Pebble Beach, CA | | | | | | | | | | | | | |
| 1997 NEW YORK YANKEES BATTING RECORD | | | | | | | | | | | | | |
| G | AB | R | H | 2B | 3B | HR | RBI | SB | SLG | BB | SO | AVG | |
| 53 | 154 | 19 | 38 | 4 | 0 | 5 | 12 | 0 | .370 | 11 | 46 | .247 | |
| CARDBOARD BASEBALL RATINGS | | | | | | | | | | | | | |
| AVG | H | | | 2B | 3B | | HR | RBI | | SB | | | |
| .247 | 38 | | | 4 | 0 | | 5 | 1 | | 1 | | | |
| DEFENSE RATING | | | | | | | | | | | | | |
| OF:  | | | | | | | | | | | | | |



| | | | | | | | | | | | | | |
|---|-----------------|----|-----|----|----|----|-----|-----|------|----|----|------|----|
| 224 | GREGG JEFFERIES | | | | | | | | | | | | OF |
| HT: 5'11" WT: 175 BATS: BOTH THROWS: RIGHT BORN: 8-1-1967, Burlingame, CA | | | | | | | | | | | | | |
| 1997 PHILADELPHIA PHILLIES BATTING RECORD | | | | | | | | | | | | | |
| G | AB | R | H | 2B | 3B | HR | RBI | SB | SLG | BB | SO | AVG | |
| 130 | 476 | 68 | 122 | 25 | 3 | 11 | 48 | 12 | .391 | 53 | 27 | .256 | |
| CARDBOARD BASEBALL RATINGS | | | | | | | | | | | | | |
| AVG | H | | | 2B | 3B | | HR | RBI | | SB | | | |
| .256 | 122 | | | 25 | 3 | | 11 | 4 | | 1 | | | |
| DEFENSE RATING | | | | | | | | | | | | | |
| OF:  | | | | | | | | | | | | | |


| | | | | | | | | | | | | | | | | | | | | | | | | | | | | | | | | | | | | | | | | | | | | | | | | | | | | | | | | | | | | | | | | | | | | | | | | | | | | | | | | | | | | | | | | | | | | | | | | | | | | | | | | | |
|---|-----|-----|-----|----|-----|----|-----|----|------|----|-----|------|---|----|---|---|----|----|----|-----|----|-----|----|----|-----|-----|-----|-----|-----|----|---|----|----|----|------|----|-----|------|-----|---|----|----|----|-----|----|------|-----|----|---|----|---|---|--|--|--|--|--|--|--|--|--|--|--|--|--|---|----|---|---|----|----|----|-----|----|-----|----|----|-----|-----|-----|----|-----|----|---|----|----|----|------|----|-----|------|-----|---|----|----|----|-----|----|------|-----|----|---|----|---|---|
| <div>225</div> <div>REGGIE JEFFERSON</div> <div>1B</div> <div>HT: 6'4" WT: 210 BATS: LEFT THROWS: LEFT</div> <div>BORN: 9-25-1968, Tallahassee, FL</div> <div>1997 BOSTON RED SOX BATTING RECORD</div> <table><tr><td>G</td><td>AB</td><td>R</td><td>H</td><td>2B</td><td>3B</td><td>HR</td><td>RBI</td><td>SB</td><td>SLG</td><td>BB</td><td>SO</td><td>AVG</td></tr><tr><td>136</td><td>489</td><td>74</td><td>156</td><td>33</td><td>1</td><td>13</td><td>67</td><td>1</td><td>.470</td><td>24</td><td>93</td><td>.319</td></tr></table> <div>CARDBOARD BASEBALL RATINGS</div> <table><tr><td>AVG</td><td>H</td><td>2B</td><td>3B</td><td>HR</td><td>RBI</td><td>SB</td></tr><tr><td>.319</td><td>156</td><td>33</td><td>1</td><td>13</td><td>6</td><td>1</td></tr></table> <div>DEFENSE RATING</div> <div>1B: </div> | | | | | | | | | | | | | G | AB | R | H | 2B | 3B | HR | RBI | SB | SLG | BB | SO | AVG | 136 | 489 | 74 | 156 | 33 | 1 | 13 | 67 | 1 | .470 | 24 | 93 | .319 | AVG | H | 2B | 3B | HR | RBI | SB | .319 | 156 | 33 | 1 | 13 | 6 | 1 | <div>229</div> <div>CHARLES JOHNSON</div> <div>C</div> <div>HT: 6'2" WT: 215 BATS: RIGHT THROWS: RIGHT</div> <div>BORN: 7-20-1971, Fort Pierce, FL</div> <div>1997 FLORIDA MARLINS BATTING RECORD</div> <table><tr><td>G</td><td>AB</td><td>R</td><td>H</td><td>2B</td><td>3B</td><td>HR</td><td>RBI</td><td>SB</td><td>SLG</td><td>BB</td><td>SO</td><td>AVG</td></tr><tr><td>124</td><td>416</td><td>43</td><td>104</td><td>26</td><td>1</td><td>19</td><td>63</td><td>0</td><td>.454</td><td>60</td><td>109</td><td>.250</td></tr></table> <div>CARDBOARD BASEBALL RATINGS</div> <table><tr><td>AVG</td><td>H</td><td>2B</td><td>3B</td><td>HR</td><td>RBI</td><td>SB</td></tr><tr><td>.250</td><td>104</td><td>26</td><td>1</td><td>19</td><td>6</td><td>1</td></tr></table> <div>DEFENSE RATING</div> | | | | | | | | | | | | | G | AB | R | H | 2B | 3B | HR | RBI | SB | SLG | BB | SO | AVG | 124 | 416 | 43 | 104 | 26 | 1 | 19 | 63 | 0 | .454 | 60 | 109 | .250 | AVG | H | 2B | 3B | HR | RBI | SB | .250 | 104 | 26 | 1 | 19 | 6 | 1 |
| G | AB | R | H | 2B | 3B | HR | RBI | SB | SLG | BB | SO | AVG | | | | | | | | | | | | | | | | | | | | | | | | | | | | | | | | | | | | | | | | | | | | | | | | | | | | | | | | | | | | | | | | | | | | | | | | | | | | | | | | | | | | | | | | | | | | | |
| 136 | 489 | 74 | 156 | 33 | 1 | 13 | 67 | 1 | .470 | 24 | 93 | .319 | | | | | | | | | | | | | | | | | | | | | | | | | | | | | | | | | | | | | | | | | | | | | | | | | | | | | | | | | | | | | | | | | | | | | | | | | | | | | | | | | | | | | | | | | | | | | |
| AVG | H | 2B | 3B | HR | RBI | SB | | | | | | | | | | | | | | | | | | | | | | | | | | | | | | | | | | | | | | | | | | | | | | | | | | | | | | | | | | | | | | | | | | | | | | | | | | | | | | | | | | | | | | | | | | | | | | | | | | | |
| .319 | 156 | 33 | 1 | 13 | 6 | 1 | | | | | | | | | | | | | | | | | | | | | | | | | | | | | | | | | | | | | | | | | | | | | | | | | | | | | | | | | | | | | | | | | | | | | | | | | | | | | | | | | | | | | | | | | | | | | | | | | | | |
| G | AB | R | H | 2B | 3B | HR | RBI | SB | SLG | BB | SO | AVG | | | | | | | | | | | | | | | | | | | | | | | | | | | | | | | | | | | | | | | | | | | | | | | | | | | | | | | | | | | | | | | | | | | | | | | | | | | | | | | | | | | | | | | | | | | | | |
| 124 | 416 | 43 | 104 | 26 | 1 | 19 | 63 | 0 | .454 | 60 | 109 | .250 | | | | | | | | | | | | | | | | | | | | | | | | | | | | | | | | | | | | | | | | | | | | | | | | | | | | | | | | | | | | | | | | | | | | | | | | | | | | | | | | | | | | | | | | | | | | | |
| AVG | H | 2B | 3B | HR | RBI | SB | | | | | | | | | | | | | | | | | | | | | | | | | | | | | | | | | | | | | | | | | | | | | | | | | | | | | | | | | | | | | | | | | | | | | | | | | | | | | | | | | | | | | | | | | | | | | | | | | | | |
| .250 | 104 | 26 | 1 | 19 | 6 | 1 | | | | | | | | | | | | | | | | | | | | | | | | | | | | | | | | | | | | | | | | | | | | | | | | | | | | | | | | | | | | | | | | | | | | | | | | | | | | | | | | | | | | | | | | | | | | | | | | | | | |
| <div>226</div> <div>MARCUS JENSEN</div> <div>C</div> <div>HT: 6'4" WT: 195 BATS: BOTH THROWS: RIGHT</div> <div>BORN: 12-14-1972, Oakland, CA</div> <div>1997 DETROIT TIGERS BATTING RECORD</div> <table><tr><td>G</td><td>AB</td><td>R</td><td>H</td><td>2B</td><td>3B</td><td>HR</td><td>RBI</td><td>SB</td><td>SLG</td><td>BB</td><td>SO</td><td>AVG</td></tr><tr><td>38</td><td>85</td><td>6</td><td>13</td><td>2</td><td>0</td><td>1</td><td>4</td><td>0</td><td>.212</td><td>8</td><td>28</td><td>.153</td></tr></table> <div>CARDBOARD BASEBALL RATINGS</div> <table><tr><td>AVG</td><td>H</td><td>2B</td><td>3B</td><td>HR</td><td>RBI</td><td>SB</td></tr><tr><td>.153</td><td>13</td><td>2</td><td>0</td><td>1</td><td>0</td><td>1</td></tr></table> <div>DEFENSE RATING</div> | | | | | | | | | | | | | G | AB | R | H | 2B | 3B | HR | RBI | SB | SLG | BB | SO | AVG | 38 | 85 | 6 | 13 | 2 | 0 | 1 | 4 | 0 | .212 | 8 | 28 | .153 | AVG | H | 2B | 3B | HR | RBI | SB | .153 | 13 | 2 | 0 | 1 | 0 | 1 | <div>230</div> <div>LANCE JOHNSON</div> <div>OF</div> <div>HT: 5'10" WT: 160 BATS: LEFT THROWS: LEFT</div> <div>BORN: 7-6-1963, Cincinnati, OH</div> <div>1997 CHICAGO CUBS BATTING RECORD</div> <table><tr><td>G</td><td>AB</td><td>R</td><td>H</td><td>2B</td><td>3B</td><td>HR</td><td>RBI</td><td>SB</td><td>SLG</td><td>BB</td><td>SO</td><td>AVG</td></tr><tr><td>111</td><td>410</td><td>60</td><td>126</td><td>16</td><td>8</td><td>5</td><td>39</td><td>20</td><td>.422</td><td>42</td><td>31</td><td>.307</td></tr></table> <div>CARDBOARD BASEBALL RATINGS</div> <table><tr><td>AVG</td><td>H</td><td>2B</td><td>3B</td><td>HR</td><td>RBI</td><td>SB</td></tr><tr><td>.307</td><td>126</td><td>16</td><td>8</td><td>5</td><td>3</td><td>2</td></tr></table> <div>DEFENSE RATING</div> <div>OF: </div> | | | | | | | | | | | | | G | AB | R | H | 2B | 3B | HR | RBI | SB | SLG | BB | SO | AVG | 111 | 410 | 60 | 126 | 16 | 8 | 5 | 39 | 20 | .422 | 42 | 31 | .307 | AVG | H | 2B | 3B | HR | RBI | SB | .307 | 126 | 16 | 8 | 5 | 3 | 2 |
| G | AB | R | H | 2B | 3B | HR | RBI | SB | SLG | BB | SO | AVG | | | | | | | | | | | | | | | | | | | | | | | | | | | | | | | | | | | | | | | | | | | | | | | | | | | | | | | | | | | | | | | | | | | | | | | | | | | | | | | | | | | | | | | | | | | | | |
| 38 | 85 | 6 | 13 | 2 | 0 | 1 | 4 | 0 | .212 | 8 | 28 | .153 | | | | | | | | | | | | | | | | | | | | | | | | | | | | | | | | | | | | | | | | | | | | | | | | | | | | | | | | | | | | | | | | | | | | | | | | | | | | | | | | | | | | | | | | | | | | | |
| AVG | H | 2B | 3B | HR | RBI | SB | | | | | | | | | | | | | | | | | | | | | | | | | | | | | | | | | | | | | | | | | | | | | | | | | | | | | | | | | | | | | | | | | | | | | | | | | | | | | | | | | | | | | | | | | | | | | | | | | | | |
| .153 | 13 | 2 | 0 | 1 | 0 | 1 | | | | | | | | | | | | | | | | | | | | | | | | | | | | | | | | | | | | | | | | | | | | | | | | | | | | | | | | | | | | | | | | | | | | | | | | | | | | | | | | | | | | | | | | | | | | | | | | | | | |
| G | AB | R | H | 2B | 3B | HR | RBI | SB | SLG | BB | SO | AVG | | | | | | | | | | | | | | | | | | | | | | | | | | | | | | | | | | | | | | | | | | | | | | | | | | | | | | | | | | | | | | | | | | | | | | | | | | | | | | | | | | | | | | | | | | | | | |
| 111 | 410 | 60 | 126 | 16 | 8 | 5 | 39 | 20 | .422 | 42 | 31 | .307 | | | | | | | | | | | | | | | | | | | | | | | | | | | | | | | | | | | | | | | | | | | | | | | | | | | | | | | | | | | | | | | | | | | | | | | | | | | | | | | | | | | | | | | | | | | | | |
| AVG | H | 2B | 3B | HR | RBI | SB | | | | | | | | | | | | | | | | | | | | | | | | | | | | | | | | | | | | | | | | | | | | | | | | | | | | | | | | | | | | | | | | | | | | | | | | | | | | | | | | | | | | | | | | | | | | | | | | | | | |
| .307 | 126 | 16 | 8 | 5 | 3 | 2 | | | | | | | | | | | | | | | | | | | | | | | | | | | | | | | | | | | | | | | | | | | | | | | | | | | | | | | | | | | | | | | | | | | | | | | | | | | | | | | | | | | | | | | | | | | | | | | | | | | |
| <div>227</div> <div>DEREK JETER</div> <div>SS</div> <div>HT: 6'3" WT: 195 BATS: RIGHT THROWS: RIGHT</div> <div>BORN: 6-26-1974, Pequannock, NJ</div> <div>1997 NEW YORK YANKEES BATTING RECORD</div> <table><tr><td>G</td><td>AB</td><td>R</td><td>H</td><td>2B</td><td>3B</td><td>HR</td><td>RBI</td><td>SB</td><td>SLG</td><td>BB</td><td>SO</td><td>AVG</td></tr><tr><td>159</td><td>654</td><td>116</td><td>190</td><td>31</td><td>7</td><td>10</td><td>70</td><td>23</td><td>.405</td><td>74</td><td>125</td><td>.291</td></tr></table> <div>CARDBOARD BASEBALL RATINGS</div> <table><tr><td>AVG</td><td>H</td><td>2B</td><td>3B</td><td>HR</td><td>RBI</td><td>SB</td></tr><tr><td>.291</td><td>190</td><td>31</td><td>7</td><td>10</td><td>7</td><td>2</td></tr></table> <div>DEFENSE RATING</div> <div>SS: </div> | | | | | | | | | | | | | G | AB | R | H | 2B | 3B | HR | RBI | SB | SLG | BB | SO | AVG | 159 | 654 | 116 | 190 | 31 | 7 | 10 | 70 | 23 | .405 | 74 | 125 | .291 | AVG | H | 2B | 3B | HR | RBI | SB | .291 | 190 | 31 | 7 | 10 | 7 | 2 | <div>231</div> <div>MARK JOHNSON</div> <div>1B</div> <div>HT: 6'4" WT: 230 BATS: LEFT THROWS: LEFT</div> <div>BORN: 10-17-1967, Worcester, MA</div> <div>1997 PITTSBURGH PIRATES BATTING RECORD</div> <table><tr><td>G</td><td>AB</td><td>R</td><td>H</td><td>2B</td><td>3B</td><td>HR</td><td>RBI</td><td>SB</td><td>SLG</td><td>BB</td><td>SO</td><td>AVG</td></tr><tr><td>78</td><td>219</td><td>30</td><td>47</td><td>10</td><td>0</td><td>4</td><td>29</td><td>1</td><td>.315</td><td>43</td><td>78</td><td>.215</td></tr></table> <div>CARDBOARD BASEBALL RATINGS</div> <table><tr><td>AVG</td><td>H</td><td>2B</td><td>3B</td><td>HR</td><td>RBI</td><td>SB</td></tr><tr><td>.215</td><td>47</td><td>10</td><td>0</td><td>4</td><td>2</td><td>1</td></tr></table> <div>DEFENSE RATING</div> <div>1B: </div> | | | | | | | | | | | | | G | AB | R | H | 2B | 3B | HR | RBI | SB | SLG | BB | SO | AVG | 78 | 219 | 30 | 47 | 10 | 0 | 4 | 29 | 1 | .315 | 43 | 78 | .215 | AVG | H | 2B | 3B | HR | RBI | SB | .215 | 47 | 10 | 0 | 4 | 2 | 1 |
| G | AB | R | H | 2B | 3B | HR | RBI | SB | SLG | BB | SO | AVG | | | | | | | | | | | | | | | | | | | | | | | | | | | | | | | | | | | | | | | | | | | | | | | | | | | | | | | | | | | | | | | | | | | | | | | | | | | | | | | | | | | | | | | | | | | | | |
| 159 | 654 | 116 | 190 | 31 | 7 | 10 | 70 | 23 | .405 | 74 | 125 | .291 | | | | | | | | | | | | | | | | | | | | | | | | | | | | | | | | | | | | | | | | | | | | | | | | | | | | | | | | | | | | | | | | | | | | | | | | | | | | | | | | | | | | | | | | | | | | | |
| AVG | H | 2B | 3B | HR | RBI | SB | | | | | | | | | | | | | | | | | | | | | | | | | | | | | | | | | | | | | | | | | | | | | | | | | | | | | | | | | | | | | | | | | | | | | | | | | | | | | | | | | | | | | | | | | | | | | | | | | | | |
| .291 | 190 | 31 | 7 | 10 | 7 | 2 | | | | | | | | | | | | | | | | | | | | | | | | | | | | | | | | | | | | | | | | | | | | | | | | | | | | | | | | | | | | | | | | | | | | | | | | | | | | | | | | | | | | | | | | | | | | | | | | | | | |
| G | AB | R | H | 2B | 3B | HR | RBI | SB | SLG | BB | SO | AVG | | | | | | | | | | | | | | | | | | | | | | | | | | | | | | | | | | | | | | | | | | | | | | | | | | | | | | | | | | | | | | | | | | | | | | | | | | | | | | | | | | | | | | | | | | | | | |
| 78 | 219 | 30 | 47 | 10 | 0 | 4 | 29 | 1 | .315 | 43 | 78 | .215 | | | | | | | | | | | | | | | | | | | | | | | | | | | | | | | | | | | | | | | | | | | | | | | | | | | | | | | | | | | | | | | | | | | | | | | | | | | | | | | | | | | | | | | | | | | | | |
| AVG | H | 2B | 3B | HR | RBI | SB | | | | | | | | | | | | | | | | | | | | | | | | | | | | | | | | | | | | | | | | | | | | | | | | | | | | | | | | | | | | | | | | | | | | | | | | | | | | | | | | | | | | | | | | | | | | | | | | | | | |
| .215 | 47 | 10 | 0 | 4 | 2 | 1 | | | | | | | | | | | | | | | | | | | | | | | | | | | | | | | | | | | | | | | | | | | | | | | | | | | | | | | | | | | | | | | | | | | | | | | | | | | | | | | | | | | | | | | | | | | | | | | | | | | |
| <div>228</div> <div>BRIAN JOHNSON</div> <div>C</div> <div>HT: 6'2" WT: 210 BATS: RIGHT THROWS: RIGHT</div> <div>BORN: 1-8-1968, Oakland, CA</div> <div>1997 SAN FRANCISCO GIANTS BATTING RECORD</div> <table><tr><td>G</td><td>AB</td><td>R</td><td>H</td><td>2B</td><td>3B</td><td>HR</td><td>RBI</td><td>SB</td><td>SLG</td><td>BB</td><td>SO</td><td>AVG</td></tr><tr><td>101</td><td>318</td><td>32</td><td>83</td><td>13</td><td>3</td><td>13</td><td>45</td><td>1</td><td>.443</td><td>19</td><td>45</td><td>.261</td></tr></table> <div>CARDBOARD BASEBALL RATINGS</div> <table><tr><td>AVG</td><td>H</td><td>2B</td><td>3B</td><td>HR</td><td>RBI</td><td>SB</td></tr><tr><td>.261</td><td>83</td><td>13</td><td>3</td><td>13</td><td>4</td><td>1</td></tr></table> <div>DEFENSE RATING</div> | | | | | | | | | | | | | G | AB | R | H | 2B | 3B | HR | RBI | SB | SLG | BB | SO | AVG | 101 | 318 | 32 | 83 | 13 | 3 | 13 | 45 | 1 | .443 | 19 | 45 | .261 | AVG | H | 2B | 3B | HR | RBI | SB | .261 | 83 | 13 | 3 | 13 | 4 | 1 | <div>232</div> <div>RUSS JOHNSON</div> <div>3B</div> <div>HT: 5'10" WT: 185 BATS: RIGHT THROWS: RIGHT</div> <div>BORN: 2-22-1973, Baton Rouge, LA</div> <div>1997 HOUSTON ASTROS BATTING RECORD</div> <table><tr><td>G</td><td>AB</td><td>R</td><td>H</td><td>2B</td><td>3B</td><td>HR</td><td>RBI</td><td>SB</td><td>SLG</td><td>BB</td><td>SO</td><td>AVG</td></tr><tr><td>21</td><td>60</td><td>7</td><td>18</td><td>1</td><td>0</td><td>2</td><td>9</td><td>1</td><td>.417</td><td>6</td><td>14</td><td>.300</td></tr></table> <div>CARDBOARD BASEBALL RATINGS</div> <table><tr><td>AVG</td><td>H</td><td>2B</td><td>3B</td><td>HR</td><td>RBI</td><td>SB</td></tr><tr><td>.300</td><td>18</td><td>1</td><td>0</td><td>2</td><td>0</td><td>1</td></tr></table> <div>DEFENSE RATING</div> <div>3B: </div> | | | | | | | | | | | | | G | AB | R | H | 2B | 3B | HR | RBI | SB | SLG | BB | SO | AVG | 21 | 60 | 7 | 18 | 1 | 0 | 2 | 9 | 1 | .417 | 6 | 14 | .300 | AVG | H | 2B | 3B | HR | RBI | SB | .300 | 18 | 1 | 0 | 2 | 0 | 1 |
| G | AB | R | H | 2B | 3B | HR | RBI | SB | SLG | BB | SO | AVG | | | | | | | | | | | | | | | | | | | | | | | | | | | | | | | | | | | | | | | | | | | | | | | | | | | | | | | | | | | | | | | | | | | | | | | | | | | | | | | | | | | | | | | | | | | | | |
| 101 | 318 | 32 | 83 | 13 | 3 | 13 | 45 | 1 | .443 | 19 | 45 | .261 | | | | | | | | | | | | | | | | | | | | | | | | | | | | | | | | | | | | | | | | | | | | | | | | | | | | | | | | | | | | | | | | | | | | | | | | | | | | | | | | | | | | | | | | | | | | | |
| AVG | H | 2B | 3B | HR | RBI | SB | | | | | | | | | | | | | | | | | | | | | | | | | | | | | | | | | | | | | | | | | | | | | | | | | | | | | | | | | | | | | | | | | | | | | | | | | | | | | | | | | | | | | | | | | | | | | | | | | | | |
| .261 | 83 | 13 | 3 | 13 | 4 | 1 | | | | | | | | | | | | | | | | | | | | | | | | | | | | | | | | | | | | | | | | | | | | | | | | | | | | | | | | | | | | | | | | | | | | | | | | | | | | | | | | | | | | | | | | | | | | | | | | | | | |
| G | AB | R | H | 2B | 3B | HR | RBI | SB | SLG | BB | SO | AVG | | | | | | | | | | | | | | | | | | | | | | | | | | | | | | | | | | | | | | | | | | | | | | | | | | | | | | | | | | | | | | | | | | | | | | | | | | | | | | | | | | | | | | | | | | | | | |
| 21 | 60 | 7 | 18 | 1 | 0 | 2 | 9 | 1 | .417 | 6 | 14 | .300 | | | | | | | | | | | | | | | | | | | | | | | | | | | | | | | | | | | | | | | | | | | | | | | | | | | | | | | | | | | | | | | | | | | | | | | | | | | | | | | | | | | | | | | | | | | | | |
| AVG | H | 2B | 3B | HR | RBI | SB | | | | | | | | | | | | | | | | | | | | | | | | | | | | | | | | | | | | | | | | | | | | | | | | | | | | | | | | | | | | | | | | | | | | | | | | | | | | | | | | | | | | | | | | | | | | | | | | | | | |
| .300 | 18 | 1 | 0 | 2 | 0 | 1 | | | | | | | | | | | | | | | | | | | | | | | | | | | | | | | | | | | | | | | | | | | | | | | | | | | | | | | | | | | | | | | | | | | | | | | | | | | | | | | | | | | | | | | | | | | | | | | | | | | |




| | | | | | | | | | | | | | | | | | | | | | | | | | |
|---|--------------|----|--|---|--------------|----------|--|------|------|----|-----|------|-----|-----|----|----|----|----|----|-----|----|------|----|----|------|
| 233 | ANDRUW JONES | OF | HT: 6'1" WT: 230 BATS: RIGHT THROWS: RIGHT BORN: 4-23-1977, Willemstad, Curacao | 237 | KEVIN JORDAN | 1B-3B-2B | HT: 6'1" WT: 185 BATS: RIGHT THROWS: RIGHT BORN: 10-9-1969, San Francisco, CA | | | | | | | | | | | | | | | | | | |
| 1997 ATLANTA BRAVES BATTING RECORD | | | | 1997 PHILADELPHIA PHILLIES BATTING RECORD | | | | | | | | | | | | | | | | | | | | | |
| G | AB | R | H | 2B | 3B | HR | RBI | SB | SLG | BB | SO | AVG | G | AB | R | H | 2B | 3B | HR | RBI | SB | SLG | BB | SO | AVG |
| 153 | 399 | 60 | 92 | 18 | 1 | 18 | 70 | 20 | .416 | 56 | 107 | .231 | 84 | 177 | 19 | 47 | 8 | 0 | 6 | 30 | 0 | .412 | 3 | 26 | .266 |
| CARDBOARD BASEBALL RATINGS | | | | CARDBOARD BASEBALL RATINGS | | | | | | | | | | | | | | | | | | | | | |
| AVG | H | 2B | 3B | HR | RBI | SB | | AVG | H | 2B | 3B | HR | RBI | SB | | | | | | | | | | | |
| .231 | 92 | 18 | 1 | 18 | 7 | 2 | | .266 | 47 | 8 | 0 | 6 | 3 | 1 | | | | | | | | | | | |
| DEFENSE RATING | | | | DEFENSE RATING | | | | | | | | | | | | | | | | | | | | | |
| OF:    | | | | 1B:  3B:   2B:  | | | | | | | | | | | | | | | | | | | | | |



| | | | | | | | | | | | | | | | | | | | | | | | | | |
|---|-------------|----|---|---|--------------|----|--|------|------|----|----|------|-----|-----|----|-----|----|----|----|-----|----|------|----|----|------|
| 234 | CHRIS JONES | OF | HT: 6'2" WT: 200 BATS: RIGHT THROWS: RIGHT BORN: 12-16-1965, Utica, NY | 238 | WALLY JOYNER | 1B | HT: 6'2" WT: 185 BATS: LEFT THROWS: LEFT BORN: 6-16-1962, Atlanta, GA | | | | | | | | | | | | | | | | | | |
| 1997 SAN DIEGO PADRES BATTING RECORD | | | | 1997 SAN DIEGO PADRES BATTING RECORD | | | | | | | | | | | | | | | | | | | | | |
| G | AB | R | H | 2B | 3B | HR | RBI | SB | SLG | BB | SO | AVG | G | AB | R | H | 2B | 3B | HR | RBI | SB | SLG | BB | SO | AVG |
| 92 | 152 | 24 | 37 | 9 | 0 | 7 | 25 | 7 | .441 | 16 | 45 | .243 | 135 | 455 | 59 | 149 | 29 | 2 | 13 | 83 | 3 | .486 | 51 | 51 | .327 |
| CARDBOARD BASEBALL RATINGS | | | | CARDBOARD BASEBALL RATINGS | | | | | | | | | | | | | | | | | | | | | |
| AVG | H | 2B | 3B | HR | RBI | SB | | AVG | H | 2B | 3B | HR | RBI | SB | | | | | | | | | | | |
| .243 | 37 | 9 | 0 | 7 | 2 | 1 | | .327 | 149 | 29 | 2 | 13 | 8 | 1 | | | | | | | | | | | |
| DEFENSE RATING | | | | DEFENSE RATING | | | | | | | | | | | | | | | | | | | | | |
| OF:   | | | | 1B:   | | | | | | | | | | | | | | | | | | | | | |



| | | | | | | | | | | | | | | | | | | | | | | | | | |
|---|---------------|-------|--|---|---------------|----|---|------|------|----|----|------|-----|-----|----|-----|----|----|----|-----|----|------|----|----|------|
| 235 | CHIPPER JONES | 3B-OF | HT: 6'4" WT: 210 BATS: BOTH THROWS: RIGHT BORN: 4-24-1972, DeLand, FL | 239 | DAVID JUSTICE | OF | HT: 6'3" WT: 195 BATS: LEFT THROWS: LEFT BORN: 4-14-1966, Cincinnati, OH | | | | | | | | | | | | | | | | | | |
| 1997 ATLANTA BRAVES BATTING RECORD | | | | 1997 CLEVELAND INDIANS BATTING RECORD | | | | | | | | | | | | | | | | | | | | | |
| G | AB | R | H | 2B | 3B | HR | RBI | SB | SLG | BB | SO | AVG | G | AB | R | H | 2B | 3B | HR | RBI | SB | SLG | BB | SO | AVG |
| 157 | 597 | 100 | 176 | 41 | 3 | 21 | 111 | 20 | .479 | 76 | 88 | .295 | 139 | 495 | 84 | 163 | 31 | 1 | 33 | 101 | 3 | .596 | 80 | 79 | .329 |
| CARDBOARD BASEBALL RATINGS | | | | CARDBOARD BASEBALL RATINGS | | | | | | | | | | | | | | | | | | | | | |
| AVG | H | 2B | 3B | HR | RBI | SB | | AVG | H | 2B | 3B | HR | RBI | SB | | | | | | | | | | | |
| .295 | 176 | 41 | 3 | 21 | 11 | 2 | | .329 | 163 | 31 | 1 | 33 | 10 | 1 | | | | | | | | | | | |
| DEFENSE RATING | | | | DEFENSE RATING | | | | | | | | | | | | | | | | | | | | | |
| 3B:   OF:  | | | | OF:  | | | | | | | | | | | | | | | | | | | | | |

| | | | | | | | | | | | | | | | | | | | | | | | | | |
|---|--------------|----|--|---------------------------------------|--------------|----|---|------|------|----|----|------|-----|-----|----|----|----|----|----|-----|----|------|----|----|------|
| 236 | BRIAN JORDAN | OF | HT: 6'1" WT: 205 BATS: RIGHT THROWS: RIGHT BORN: 3-29-1967, Baltimore, MD | 240 | RON KARKOVIC | C | HT: 6'1" WT: 210 BATS: RIGHT THROWS: RIGHT BORN: 8-8-1963, Union, NJ | | | | | | | | | | | | | | | | | | |
| 1997 ST. LOUIS CARDINALS BATTING RECORD | | | | 1997 CHICAGO WHITE SOX BATTING RECORD | | | | | | | | | | | | | | | | | | | | | |
| G | AB | R | H | 2B | 3B | HR | RBI | SB | SLG | BB | SO | AVG | G | AB | R | H | 2B | 3B | HR | RBI | SB | SLG | BB | SO | AVG |
| 47 | 145 | 17 | 34 | 5 | 0 | 0 | 10 | 6 | .269 | 10 | 21 | .234 | 51 | 138 | 10 | 25 | 3 | 0 | 6 | 18 | 0 | .333 | 11 | 32 | .181 |
| CARDBOARD BASEBALL RATINGS | | | | CARDBOARD BASEBALL RATINGS | | | | | | | | | | | | | | | | | | | | | |
| AVG | H | 2B | 3B | HR | RBI | SB | | AVG | H | 2B | 3B | HR | RBI | SB | | | | | | | | | | | |
| .234 | 34 | 5 | 0 | 0 | 1 | 1 | | .181 | 25 | 3 | 0 | 6 | 1 | 1 | | | | | | | | | | | |
| DEFENSE RATING | | | | DEFENSE RATING | | | | | | | | | | | | | | | | | | | | | |
| OF:   | | | | | | | | | | | | | | | | | | | | | | | | | |






| | | | | | | | | | | | | | |
|---|-------------|----|-----|----|----|----|-----|-----|------|----|-----|------|----|
| 241 | ERIC KARROS | | | | | | | | | | | | 1B |
| HT: 6'4" WT: 205 BATS: RIGHT THROWS: RIGHT BORN: 11-4-1967, Hackensack, NJ | | | | | | | | | | | | | |
| 1997 LOS ANGELES DODGERS BATTING RECORD | | | | | | | | | | | | | |
| G | AB | R | H | 2B | 3B | HR | RBI | SB | SLG | BB | SO | AVG | |
| 162 | 628 | 86 | 167 | 28 | 0 | 31 | 104 | 15 | .459 | 61 | 116 | .266 | |
| CARDBOARD BASEBALL RATINGS | | | | | | | | | | | | | |
| AVG | H | | | 2B | 3B | | HR | RBI | SB | | | | |
| .266 | 167 | | | 28 | 0 | | 31 | 10 | 2 | | | | |
| DEFENSE RATING | | | | | | | | | | | | | |
| 1B:  | | | | | | | | | | | | | |



| | | | | | | | | | | | | | |
|---|------------|----|----|----|----|----|-----|-----|------|----|----|------|----|
| 242 | MIKE KELLY | | | | | | | | | | | | OF |
| HT: 6'4" WT: 195 BATS: RIGHT THROWS: RIGHT BORN: 6-2-1970, Los Angeles, CA | | | | | | | | | | | | | |
| 1997 CINCINNATI REDS BATTING RECORD | | | | | | | | | | | | | |
| G | AB | R | H | 2B | 3B | HR | RBI | SB | SLG | BB | SO | AVG | |
| 73 | 140 | 27 | 41 | 13 | 2 | 6 | 19 | 6 | .543 | 10 | 30 | .293 | |
| CARDBOARD BASEBALL RATINGS | | | | | | | | | | | | | |
| AVG | H | | | 2B | 3B | | HR | RBI | SB | | | | |
| .293 | 41 | | | 13 | 2 | | 6 | 1 | 1 | | | | |
| DEFENSE RATING | | | | | | | | | | | | | |
| OF:    | | | | | | | | | | | | | |



| | | | | | | | | | | | | | |
|---|-----------|----|----|----|----|----|-----|-----|------|----|----|------|----|
| 243 | PAT KELLY | | | | | | | | | | | | 2B |
| HT: 6'0" WT: 180 BATS: RIGHT THROWS: RIGHT BORN: 10-14-1967, Philadelphia, PA | | | | | | | | | | | | | |
| 1997 NEW YORK YANKEES BATTING RECORD | | | | | | | | | | | | | |
| G | AB | R | H | 2B | 3B | HR | RBI | SB | SLG | BB | SO | AVG | |
| 67 | 120 | 25 | 29 | 6 | 1 | 2 | 10 | 8 | .358 | 14 | 37 | .242 | |
| CARDBOARD BASEBALL RATINGS | | | | | | | | | | | | | |
| AVG | H | | | 2B | 3B | | HR | RBI | SB | | | | |
| .242 | 29 | | | 6 | 1 | | 2 | 1 | 1 | | | | |
| DEFENSE RATING | | | | | | | | | | | | | |
| 2B:   | | | | | | | | | | | | | |




| | | | | | | | | | | | | | |
|---|---------------|----|-----|----|----|----|-----|-----|------|----|----|------|----|
| 244 | ROBERTO KELLY | | | | | | | | | | | | OF |
| HT: 6'2" WT: 180 BATS: RIGHT THROWS: RIGHT BORN: 10-1-1964, Panama City, Panama | | | | | | | | | | | | | |
| 1997 SEATTLE MARINERS BATTING RECORD | | | | | | | | | | | | | |
| G | AB | R | H | 2B | 3B | HR | RBI | SB | SLG | BB | SO | AVG | |
| 105 | 368 | 58 | 107 | 26 | 2 | 12 | 59 | 9 | .470 | 22 | 67 | .291 | |
| CARDBOARD BASEBALL RATINGS | | | | | | | | | | | | | |
| AVG | H | | | 2B | 3B | | HR | RBI | SB | | | | |
| .291 | 107 | | | 26 | 2 | | 12 | 5 | 1 | | | | |
| DEFENSE RATING | | | | | | | | | | | | | |
| OF:   | | | | | | | | | | | | | |



| | | | | | | | | | | | | | |
|--|---------------|----|-----|----|----|----|-----|-----|------|----|----|------|---|
| 245 | JASON KENDALL | | | | | | | | | | | | C |
| HT: 6'0" WT: 190 BATS: RIGHT THROWS: RIGHT BORN: 6-26-1974, San Diego, CA | | | | | | | | | | | | | |
| 1997 PITTSBURGH PIRATES BATTING RECORD | | | | | | | | | | | | | |
| G | AB | R | H | 2B | 3B | HR | RBI | SB | SLG | BB | SO | AVG | |
| 144 | 486 | 71 | 143 | 36 | 4 | 8 | 49 | 18 | .434 | 49 | 53 | .294 | |
| CARDBOARD BASEBALL RATINGS | | | | | | | | | | | | | |
| AVG | H | | | 2B | 3B | | HR | RBI | SB | | | | |
| .294 | 143 | | | 36 | 4 | | 8 | 4 | 2 | | | | |
| DEFENSE RATING | | | | | | | | | | | | | |





| | | | | | | | | | | | | | |
|--|-----------|----|-----|----|----|----|-----|-----|------|----|-----|------|-------|
| 246 | JEFF KENT | | | | | | | | | | | | 2B-1B |
| HT: 6'1" WT: 185 BATS: RIGHT THROWS: RIGHT BORN: 3-7-1968, Bellflower, CA | | | | | | | | | | | | | |
| 1997 SAN FRANCISCO GIANTS BATTING RECORD | | | | | | | | | | | | | |
| G | AB | R | H | 2B | 3B | HR | RBI | SB | SLG | BB | SO | AVG | |
| 155 | 580 | 90 | 145 | 38 | 2 | 29 | 121 | 11 | .472 | 48 | 133 | .250 | |
| CARDBOARD BASEBALL RATINGS | | | | | | | | | | | | | |
| AVG | H | | | 2B | 3B | | HR | RBI | SB | | | | |
| .250 | 145 | | | 38 | 2 | | 29 | 12 | 1 | | | | |
| DEFENSE RATING | | | | | | | | | | | | | |
| 2B:    1B:   | | | | | | | | | | | | | |






| | | | | | | | | | | | | | |
|---|-------------------|---|----|----|----|----|-----|-----|------|----|----|------|----|
| 247 | BROOKS KIESCHNICK | | | | | | | | | | | | OF |
| HT: 6'4" WT: 225 BATS: LEFT THROWS: RIGHT BORN: 6-6-1972, Robstown, TX | | | | | | | | | | | | | |
| 1997 CHICAGO CUBS BATTING RECORD | | | | | | | | | | | | | |
| G | AB | R | H | 2B | 3B | HR | RBI | SB | SLG | BB | SO | AVG | |
| 39 | 90 | 9 | 18 | 2 | 0 | 4 | 12 | 1 | .356 | 12 | 21 | .200 | |
| CARDBOARD BASEBALL RATINGS | | | | | | | | | | | | | |
| AVG | H | | | 2B | 3B | | HR | RBI | SB | | | | |
| .200 | 18 | | | 2 | 0 | | 4 | 1 | 1 | | | | |
| DEFENSE RATING | | | | | | | | | | | | | |
| OF:   | | | | | | | | | | | | | |






















| | | | | | | | | | | | | | |
|---|-----------|----|-----|----|----|----|-----|-----|------|----|----|------|----|
| 248 | JEFF KING | | | | | | | | | | | | 1B |
| HT: 6'1" WT: 175 BATS: RIGHT THROWS: RIGHT BORN: 12-26-1964, Marion, IN | | | | | | | | | | | | | |
| 1997 KANSAS CITY ROYALS BATTING RECORD | | | | | | | | | | | | | |
| G | AB | R | H | 2B | 3B | HR | RBI | SB | SLG | BB | SO | AVG | |
| 155 | 543 | 84 | 129 | 30 | 1 | 28 | 112 | 16 | .451 | 89 | 96 | .238 | |
| CARDBOARD BASEBALL RATINGS | | | | | | | | | | | | | |
| AVG | H | | | 2B | 3B | | HR | RBI | SB | | | | |
| .238 | 129 | | | 30 | 1 | | 28 | 11 | 2 | | | | |
| DEFENSE RATING | | | | | | | | | | | | | |
| 1B:   | | | | | | | | | | | | | |


















| | | | | | | | | | | | | | | | | | | | | | | | | | |
|---|-------------|----|---|--------------|-----|----|-----|----|------|----|----|------|----|-----|----|----|----|------|----|-----|----|------|-----|----|------|
| 249 | WAYNE KIRBY | OF | 253 | CHAD KREUTER | C | | | | | | | | | | | | | | | | | | | | |
| HT: 5'11" WT: 185 BATS: LEFT THROWS: RIGHT BORN: 1-22-1964, Williamsburg, VA | | | HT: 6'2" WT: 190 BATS: BOTH THROWS: RIGHT BORN: 8-26-1964, Greenbrae, CA | | | | | | | | | | | | | | | | | | | | | | |
| 1997 LOS ANGELES DODGERS BATTING RECORD | | | 1997 ANAHEIM ANGELS BATTING RECORD | | | | | | | | | | | | | | | | | | | | | | |
| G | AB | R | H | 2B | 3B | HR | RBI | SB | SLG | BB | SO | AVG | G | AB | R | H | 2B | 3B | HR | RBI | SB | SLG | BB | SO | AVG |
| 46 | 65 | 6 | 11 | 2 | 0 | 0 | 4 | 0 | .200 | 10 | 12 | .169 | 89 | 255 | 25 | 59 | 9 | 2 | 5 | 21 | 0 | .341 | 29 | 66 | .231 |
| CARDBOARD BASEBALL RATINGS | | | CARDBOARD BASEBALL RATINGS | | | | | | | | | | | | | | | | | | | | | | |
| AVG | H | 2B | 3B | HR | RBI | SB | | | | | | | | | | | | AVG | H | 2B | 3B | HR | RBI | SB | |
| .169 | 11 | 2 | 0 | 0 | 0 | 1 | | | | | | | | | | | | .231 | 59 | 9 | 2 | 5 | 2 | 1 | |
| DEFENSE RATING | | | DEFENSE RATING | | | | | | | | | | | | | | | | | | | | | | |
| OF:    | | | | | | | | | | | | | | | | | | | | | | | | | |







| | | | | | | | | | | | | | | | | | | | | | | | | | |
|---|-------------|-------|--|-------------|-----|----|-----|----|------|----|-----|------|-----|-----|----|----|----|------|----|-----|----|------|-----|----|------|
| 250 | RYAN KLESKO | OF-1B | 254 | TOM LAMPKIN | C | | | | | | | | | | | | | | | | | | | | |
| HT: 6'3" WT: 220 BATS: LEFT THROWS: LEFT BORN: 6-12-1971, Westminster, CA | | | HT: 5'11" WT: 180 BATS: LEFT THROWS: RIGHT BORN: 3-4-1964, Cincinnati, OH | | | | | | | | | | | | | | | | | | | | | | |
| 1997 ATLANTA BRAVES BATTING RECORD | | | 1997 ST. LOUIS CARDINALS BATTING RECORD | | | | | | | | | | | | | | | | | | | | | | |
| G | AB | R | H | 2B | 3B | HR | RBI | SB | SLG | BB | SO | AVG | G | AB | R | H | 2B | 3B | HR | RBI | SB | SLG | BB | SO | AVG |
| 143 | 467 | 67 | 122 | 23 | 6 | 24 | 84 | 4 | .490 | 48 | 130 | .261 | 108 | 229 | 28 | 56 | 8 | 1 | 7 | 22 | 2 | .380 | 28 | 30 | .245 |
| CARDBOARD BASEBALL RATINGS | | | CARDBOARD BASEBALL RATINGS | | | | | | | | | | | | | | | | | | | | | | |
| AVG | H | 2B | 3B | HR | RBI | SB | | | | | | | | | | | | AVG | H | 2B | 3B | HR | RBI | SB | |
| .261 | 122 | 23 | 6 | 24 | 8 | 1 | | | | | | | | | | | | .245 | 56 | 8 | 1 | 7 | 2 | 1 | |
| DEFENSE RATING | | | DEFENSE RATING | | | | | | | | | | | | | | | | | | | | | | |
| OF:  1B:  | | | | | | | | | | | | | | | | | | | | | | | | | |

| | | | | | | | | | | | | | | | | | | | | | | | | | |
|---|-----------------|-----|---|--------------|-----|----|-----|----|------|----|----|------|-----|-----|----|-----|----|------|-----|-----|----|------|-----|-----|------|
| 251 | CHUCK KNOBLAUCH | 2B | 255 | RAY LANKFORD | OF | | | | | | | | | | | | | | | | | | | | |
| HT: 5'9" WT: 175 BATS: RIGHT THROWS: RIGHT BORN: 7-7-1968, Houston, TX | | | HT: 5'11" WT: 180 BATS: LEFT THROWS: LEFT BORN: 6-5-1967, Los Angeles, CA | | | | | | | | | | | | | | | | | | | | | | |
| 1997 MINNESOTA TWINS BATTING RECORD | | | 1997 ST. LOUIS CARDINALS BATTING RECORD | | | | | | | | | | | | | | | | | | | | | | |
| G | AB | R | H | 2B | 3B | HR | RBI | SB | SLG | BB | SO | AVG | G | AB | R | H | 2B | 3B | HR | RBI | SB | SLG | BB | SO | AVG |
| 156 | 611 | 117 | 178 | 26 | 10 | 9 | 58 | 62 | .411 | 84 | 84 | .291 | 133 | 465 | 94 | 137 | 36 | 3 | 31 | 98 | 21 | .585 | 95 | 125 | .295 |
| CARDBOARD BASEBALL RATINGS | | | CARDBOARD BASEBALL RATINGS | | | | | | | | | | | | | | | | | | | | | | |
| AVG | H | 2B | 3B | HR | RBI | SB | | | | | | | | | | | | AVG | H | 2B | 3B | HR | RBI | SB | |
| .291 | 178 | 26 | 10 | 9 | 5 | 6 | | | | | | | | | | | | .295 | 137 | 36 | 3 | 31 | 9 | 2 | |
| DEFENSE RATING | | | DEFENSE RATING | | | | | | | | | | | | | | | | | | | | | | |
| 2B:   | | | OF:   | | | | | | | | | | | | | | | | | | | | | | |








| | | | | | | | | | | | | | | | | | | | | | | | | | |
|---|-------------|----|---|--------------|-----|----|-----|----|------|----|----|------|-----|-----|----|-----|----|------|-----|-----|----|------|-----|----|------|
| 252 | MARK KOTSAY | OF | 256 | MIKE LANSING | 2B | | | | | | | | | | | | | | | | | | | | |
| HT: 6'0" WT: 210 BATS: LEFT THROWS: LEFT BORN: 12-2-1975, Whittier, CA | | | HT: 6'0" WT: 175 BATS: RIGHT THROWS: RIGHT BORN: 4-3-1968, Rawlins, WY | | | | | | | | | | | | | | | | | | | | | | |
| 1997 FLORIDA MARLINS BATTING RECORD | | | 1997 MONTREAL EXPOS BATTING RECORD | | | | | | | | | | | | | | | | | | | | | | |
| G | AB | R | H | 2B | 3B | HR | RBI | SB | SLG | BB | SO | AVG | G | AB | R | H | 2B | 3B | HR | RBI | SB | SLG | BB | SO | AVG |
| 14 | 52 | 5 | 10 | 1 | 1 | 0 | 4 | 3 | .250 | 4 | 7 | .192 | 144 | 572 | 86 | 161 | 45 | 2 | 20 | 70 | 11 | .472 | 45 | 92 | .281 |
| CARDBOARD BASEBALL RATINGS | | | CARDBOARD BASEBALL RATINGS | | | | | | | | | | | | | | | | | | | | | | |
| AVG | H | 2B | 3B | HR | RBI | SB | | | | | | | | | | | | AVG | H | 2B | 3B | HR | RBI | SB | |
| .192 | 10 | 1 | 1 | 0 | 0 | 1 | | | | | | | | | | | | .281 | 161 | 45 | 2 | 20 | 7 | 1 | |
| DEFENSE RATING | | | DEFENSE RATING | | | | | | | | | | | | | | | | | | | | | | |
| OF:    | | | 2B:   | | | | | | | | | | | | | | | | | | | | | | |













| <div>257</div> <div>BARRY LARKIN</div> <div>SS</div> <div>HT: 6'0" WT: 185 BATS: RIGHT THROWS: RIGHT BORN: 4-28-1964, Cincinnati, OH</div> <div>1997 CINCINNATI REDS BATTING RECORD</div> <table><tr><th>G</th><th>AB</th><th>R</th><th>H</th><th>2B</th><th>3B</th><th>HR</th><th>RBI</th><th>SB</th><th>SLG</th><th>BB</th><th>SO</th><th>AVG</th></tr><tr><td>73</td><td>224</td><td>34</td><td>71</td><td>17</td><td>3</td><td>4</td><td>20</td><td>14</td><td>.473</td><td>47</td><td>24</td><td>.317</td></tr></table> <div>CARDBOARD BASEBALL RATINGS</div> <table><tr><th>AVG</th><th>H</th><th>2B</th><th>3B</th><th>HR</th><th>RBI</th><th>SB</th></tr><tr><td>.317</td><td>71</td><td>17</td><td>3</td><td>4</td><td>2</td><td>1</td></tr></table> <div>DEFENSE RATING</div> <div>SS: </div> | G | AB | R | H | 2B | 3B | HR | RBI | SB | SLG | BB | SO | AVG | 73 | 224 | 34 | 71 | 17 | 3 | 4 | 20 | 14 | .473 | 47 | 24 | .317 | AVG | H | 2B | 3B | HR | RBI | SB | .317 | 71 | 17 | 3 | 4 | 2 | 1 | <div>261</div> <div>MARK LEMKE</div> <div>2B</div> <div>HT: 5'10" WT: 167 BATS: BOTH THROWS: RIGHT BORN: 8-13-1965, Utica, NY</div> <div>1997 ATLANTA BRAVES BATTING RECORD</div> <table><tr><th>G</th><th>AB</th><th>R</th><th>H</th><th>2B</th><th>3B</th><th>HR</th><th>RBI</th><th>SB</th><th>SLG</th><th>BB</th><th>SO</th><th>AVG</th></tr><tr><td>109</td><td>351</td><td>33</td><td>86</td><td>17</td><td>1</td><td>2</td><td>26</td><td>2</td><td>.316</td><td>33</td><td>51</td><td>.245</td></tr></table> <div>CARDBOARD BASEBALL RATINGS</div> <table><tr><th>AVG</th><th>H</th><th>2B</th><th>3B</th><th>HR</th><th>RBI</th><th>SB</th></tr><tr><td>.245</td><td>86</td><td>17</td><td>1</td><td>2</td><td>2</td><td>1</td></tr></table> <div>DEFENSE RATING</div> <div>2B: </div> | G | AB | R | H | 2B | 3B | HR | RBI | SB | SLG | BB | SO | AVG | 109 | 351 | 33 | 86 | 17 | 1 | 2 | 26 | 2 | .316 | 33 | 51 | .245 | AVG | H | 2B | 3B | HR | RBI | SB | .245 | 86 | 17 | 1 | 2 | 2 | 1 |
|---|-----|----|-----|----|-----|----|-----|-----|------|-----|----|------|-----|-----|-----|----|-----|----|---|----|----|----|------|----|----|------|-----|---|----|----|----|-----|----|------|-----|----|---|----|---|---|---|---|----|---|---|----|----|----|-----|----|-----|----|----|-----|-----|-----|----|----|----|---|---|----|---|------|----|----|------|-----|---|----|----|----|-----|----|------|----|----|---|---|---|---|
| G | AB | R | H | 2B | 3B | HR | RBI | SB | SLG | BB | SO | AVG | | | | | | | | | | | | | | | | | | | | | | | | | | | | | | | | | | | | | | | | | | | | | | | | | | | | | | | | | | | | | | | | | | | | | |
| 73 | 224 | 34 | 71 | 17 | 3 | 4 | 20 | 14 | .473 | 47 | 24 | .317 | | | | | | | | | | | | | | | | | | | | | | | | | | | | | | | | | | | | | | | | | | | | | | | | | | | | | | | | | | | | | | | | | | | | | |
| AVG | H | 2B | 3B | HR | RBI | SB | | | | | | | | | | | | | | | | | | | | | | | | | | | | | | | | | | | | | | | | | | | | | | | | | | | | | | | | | | | | | | | | | | | | | | | | | | | |
| .317 | 71 | 17 | 3 | 4 | 2 | 1 | | | | | | | | | | | | | | | | | | | | | | | | | | | | | | | | | | | | | | | | | | | | | | | | | | | | | | | | | | | | | | | | | | | | | | | | | | | |
| G | AB | R | H | 2B | 3B | HR | RBI | SB | SLG | BB | SO | AVG | | | | | | | | | | | | | | | | | | | | | | | | | | | | | | | | | | | | | | | | | | | | | | | | | | | | | | | | | | | | | | | | | | | | | |
| 109 | 351 | 33 | 86 | 17 | 1 | 2 | 26 | 2 | .316 | 33 | 51 | .245 | | | | | | | | | | | | | | | | | | | | | | | | | | | | | | | | | | | | | | | | | | | | | | | | | | | | | | | | | | | | | | | | | | | | | |
| AVG | H | 2B | 3B | HR | RBI | SB | | | | | | | | | | | | | | | | | | | | | | | | | | | | | | | | | | | | | | | | | | | | | | | | | | | | | | | | | | | | | | | | | | | | | | | | | | | |
| .245 | 86 | 17 | 1 | 2 | 2 | 1 | | | | | | | | | | | | | | | | | | | | | | | | | | | | | | | | | | | | | | | | | | | | | | | | | | | | | | | | | | | | | | | | | | | | | | | | | | | |
| <div>258</div> <div>MATT LAWTON</div> <div>OF</div> <div>HT: 5'10" WT: 180 BATS: LEFT THROWS: RIGHT BORN: 11-30-1971, Gulfport, MS</div> <div>1997 MINNESOTA TWINS BATTING RECORD</div> <table><tr><th>G</th><th>AB</th><th>R</th><th>H</th><th>2B</th><th>3B</th><th>HR</th><th>RBI</th><th>SB</th><th>SLG</th><th>BB</th><th>SO</th><th>AVG</th></tr><tr><td>142</td><td>460</td><td>74</td><td>114</td><td>29</td><td>3</td><td>14</td><td>60</td><td>7</td><td>.415</td><td>76</td><td>81</td><td>.248</td></tr></table> <div>CARDBOARD BASEBALL RATINGS</div> <table><tr><th>AVG</th><th>H</th><th>2B</th><th>3B</th><th>HR</th><th>RBI</th><th>SB</th></tr><tr><td>.248</td><td>114</td><td>29</td><td>3</td><td>14</td><td>6</td><td>1</td></tr></table> <div>DEFENSE RATING</div> <div>OF: </div> | G | AB | R | H | 2B | 3B | HR | RBI | SB | SLG | BB | SO | AVG | 142 | 460 | 74 | 114 | 29 | 3 | 14 | 60 | 7 | .415 | 76 | 81 | .248 | AVG | H | 2B | 3B | HR | RBI | SB | .248 | 114 | 29 | 3 | 14 | 6 | 1 | <div>262</div> <div>PATRICK LENNON</div> <div>OF</div> <div>HT: 6'2" WT: 200 BATS: RIGHT THROWS: RIGHT BORN: 4-27-1968, Whiteville, NC</div> <div>1997 OAKLAND ATHLETICS BATTING RECORD</div> <table><tr><th>G</th><th>AB</th><th>R</th><th>H</th><th>2B</th><th>3B</th><th>HR</th><th>RBI</th><th>SB</th><th>SLG</th><th>BB</th><th>SO</th><th>AVG</th></tr><tr><td>56</td><td>116</td><td>14</td><td>34</td><td>6</td><td>1</td><td>1</td><td>14</td><td>0</td><td>.388</td><td>15</td><td>35</td><td>.293</td></tr></table> <div>CARDBOARD BASEBALL RATINGS</div> <table><tr><th>AVG</th><th>H</th><th>2B</th><th>3B</th><th>HR</th><th>RBI</th><th>SB</th></tr><tr><td>.293</td><td>34</td><td>6</td><td>1</td><td>1</td><td>1</td><td>1</td></tr></table> <div>DEFENSE RATING</div> <div>OF: </div> | G | AB | R | H | 2B | 3B | HR | RBI | SB | SLG | BB | SO | AVG | 56 | 116 | 14 | 34 | 6 | 1 | 1 | 14 | 0 | .388 | 15 | 35 | .293 | AVG | H | 2B | 3B | HR | RBI | SB | .293 | 34 | 6 | 1 | 1 | 1 | 1 |
| G | AB | R | H | 2B | 3B | HR | RBI | SB | SLG | BB | SO | AVG | | | | | | | | | | | | | | | | | | | | | | | | | | | | | | | | | | | | | | | | | | | | | | | | | | | | | | | | | | | | | | | | | | | | | |
| 142 | 460 | 74 | 114 | 29 | 3 | 14 | 60 | 7 | .415 | 76 | 81 | .248 | | | | | | | | | | | | | | | | | | | | | | | | | | | | | | | | | | | | | | | | | | | | | | | | | | | | | | | | | | | | | | | | | | | | | |
| AVG | H | 2B | 3B | HR | RBI | SB | | | | | | | | | | | | | | | | | | | | | | | | | | | | | | | | | | | | | | | | | | | | | | | | | | | | | | | | | | | | | | | | | | | | | | | | | | | |
| .248 | 114 | 29 | 3 | 14 | 6 | 1 | | | | | | | | | | | | | | | | | | | | | | | | | | | | | | | | | | | | | | | | | | | | | | | | | | | | | | | | | | | | | | | | | | | | | | | | | | | |
| G | AB | R | H | 2B | 3B | HR | RBI | SB | SLG | BB | SO | AVG | | | | | | | | | | | | | | | | | | | | | | | | | | | | | | | | | | | | | | | | | | | | | | | | | | | | | | | | | | | | | | | | | | | | | |
| 56 | 116 | 14 | 34 | 6 | 1 | 1 | 14 | 0 | .388 | 15 | 35 | .293 | | | | | | | | | | | | | | | | | | | | | | | | | | | | | | | | | | | | | | | | | | | | | | | | | | | | | | | | | | | | | | | | | | | | | |
| AVG | H | 2B | 3B | HR | RBI | SB | | | | | | | | | | | | | | | | | | | | | | | | | | | | | | | | | | | | | | | | | | | | | | | | | | | | | | | | | | | | | | | | | | | | | | | | | | | |
| .293 | 34 | 6 | 1 | 1 | 1 | 1 | | | | | | | | | | | | | | | | | | | | | | | | | | | | | | | | | | | | | | | | | | | | | | | | | | | | | | | | | | | | | | | | | | | | | | | | | | | |
| <div>259</div> <div>AARON LEDESMA</div> <div>2B-1B-3B</div> <div>HT: 6'2" WT: 200 BATS: RIGHT THROWS: RIGHT BORN: 6-3-1971, Union City, CA</div> <div>1997 BALTIMORE ORIOLES BATTING RECORD</div> <table><tr><th>G</th><th>AB</th><th>R</th><th>H</th><th>2B</th><th>3B</th><th>HR</th><th>RBI</th><th>SB</th><th>SLG</th><th>BB</th><th>SO</th><th>AVG</th></tr><tr><td>43</td><td>88</td><td>24</td><td>31</td><td>5</td><td>1</td><td>2</td><td>11</td><td>1</td><td>.500</td><td>13</td><td>9</td><td>.352</td></tr></table> <div>CARDBOARD BASEBALL RATINGS</div> <table><tr><th>AVG</th><th>H</th><th>2B</th><th>3B</th><th>HR</th><th>RBI</th><th>SB</th></tr><tr><td>.352</td><td>31</td><td>5</td><td>1</td><td>2</td><td>1</td><td>1</td></tr></table> <div>DEFENSE RATING</div> <div>2B: 1B: 3B: </div> | G | AB | R | H | 2B | 3B | HR | RBI | SB | SLG | BB | SO | AVG | 43 | 88 | 24 | 31 | 5 | 1 | 2 | 11 | 1 | .500 | 13 | 9 | .352 | AVG | H | 2B | 3B | HR | RBI | SB | .352 | 31 | 5 | 1 | 2 | 1 | 1 | <div>263</div> <div>BRIAN LESHER</div> <div>OF</div> <div>HT: 6'5" WT: 205 BATS: RIGHT THROWS: LEFT BORN: 3-5-1971, Wilrijk, Belgium</div> <div>1997 OAKLAND ATHLETICS BATTING RECORD</div> <table><tr><th>G</th><th>AB</th><th>R</th><th>H</th><th>2B</th><th>3B</th><th>HR</th><th>RBI</th><th>SB</th><th>SLG</th><th>BB</th><th>SO</th><th>AVG</th></tr><tr><td>46</td><td>131</td><td>17</td><td>30</td><td>4</td><td>1</td><td>4</td><td>16</td><td>4</td><td>.366</td><td>9</td><td>30</td><td>.229</td></tr></table> <div>CARDBOARD BASEBALL RATINGS</div> <table><tr><th>AVG</th><th>H</th><th>2B</th><th>3B</th><th>HR</th><th>RBI</th><th>SB</th></tr><tr><td>.229</td><td>30</td><td>4</td><td>1</td><td>4</td><td>1</td><td>1</td></tr></table> <div>DEFENSE RATING</div> <div>OF: </div> | G | AB | R | H | 2B | 3B | HR | RBI | SB | SLG | BB | SO | AVG | 46 | 131 | 17 | 30 | 4 | 1 | 4 | 16 | 4 | .366 | 9 | 30 | .229 | AVG | H | 2B | 3B | HR | RBI | SB | .229 | 30 | 4 | 1 | 4 | 1 | 1 |
| G | AB | R | H | 2B | 3B | HR | RBI | SB | SLG | BB | SO | AVG | | | | | | | | | | | | | | | | | | | | | | | | | | | | | | | | | | | | | | | | | | | | | | | | | | | | | | | | | | | | | | | | | | | | | |
| 43 | 88 | 24 | 31 | 5 | 1 | 2 | 11 | 1 | .500 | 13 | 9 | .352 | | | | | | | | | | | | | | | | | | | | | | | | | | | | | | | | | | | | | | | | | | | | | | | | | | | | | | | | | | | | | | | | | | | | | |
| AVG | H | 2B | 3B | HR | RBI | SB | | | | | | | | | | | | | | | | | | | | | | | | | | | | | | | | | | | | | | | | | | | | | | | | | | | | | | | | | | | | | | | | | | | | | | | | | | | |
| .352 | 31 | 5 | 1 | 2 | 1 | 1 | | | | | | | | | | | | | | | | | | | | | | | | | | | | | | | | | | | | | | | | | | | | | | | | | | | | | | | | | | | | | | | | | | | | | | | | | | | |
| G | AB | R | H | 2B | 3B | HR | RBI | SB | SLG | BB | SO | AVG | | | | | | | | | | | | | | | | | | | | | | | | | | | | | | | | | | | | | | | | | | | | | | | | | | | | | | | | | | | | | | | | | | | | | |
| 46 | 131 | 17 | 30 | 4 | 1 | 4 | 16 | 4 | .366 | 9 | 30 | .229 | | | | | | | | | | | | | | | | | | | | | | | | | | | | | | | | | | | | | | | | | | | | | | | | | | | | | | | | | | | | | | | | | | | | | |
| AVG | H | 2B | 3B | HR | RBI | SB | | | | | | | | | | | | | | | | | | | | | | | | | | | | | | | | | | | | | | | | | | | | | | | | | | | | | | | | | | | | | | | | | | | | | | | | | | | |
| .229 | 30 | 4 | 1 | 4 | 1 | 1 | | | | | | | | | | | | | | | | | | | | | | | | | | | | | | | | | | | | | | | | | | | | | | | | | | | | | | | | | | | | | | | | | | | | | | | | | | | |
| <div>260</div> <div>DERREK LEE</div> <div>1B</div> <div>HT: 6'5" WT: 245 BATS: RIGHT THROWS: RIGHT BORN: 9-6-1975, Sacramento, CA</div> <div>1997 SAN DIEGO PADRES BATTING RECORD</div> <table><tr><th>G</th><th>AB</th><th>R</th><th>H</th><th>2B</th><th>3B</th><th>HR</th><th>RBI</th><th>SB</th><th>SLG</th><th>BB</th><th>SO</th><th>AVG</th></tr><tr><td>22</td><td>54</td><td>9</td><td>14</td><td>3</td><td>0</td><td>1</td><td>4</td><td>0</td><td>.370</td><td>9</td><td>24</td><td>.259</td></tr></table> <div>CARDBOARD BASEBALL RATINGS</div> <table><tr><th>AVG</th><th>H</th><th>2B</th><th>3B</th><th>HR</th><th>RBI</th><th>SB</th></tr><tr><td>.259</td><td>14</td><td>3</td><td>0</td><td>1</td><td>0</td><td>1</td></tr></table> <div>DEFENSE RATING</div> <div>1B: </div> | G | AB | R | H | 2B | 3B | HR | RBI | SB | SLG | BB | SO | AVG | 22 | 54 | 9 | 14 | 3 | 0 | 1 | 4 | 0 | .370 | 9 | 24 | .259 | AVG | H | 2B | 3B | HR | RBI | SB | .259 | 14 | 3 | 0 | 1 | 0 | 1 | <div>264</div> <div>JESSE LEVIS</div> <div>C</div> <div>HT: 5'9" WT: 180 BATS: LEFT THROWS: RIGHT BORN: 4-14-1968, Philadelphia, PA</div> <div>1997 MILWAUKEE BREWERS BATTING RECORD</div> <table><tr><th>G</th><th>AB</th><th>R</th><th>H</th><th>2B</th><th>3B</th><th>HR</th><th>RBI</th><th>SB</th><th>SLG</th><th>BB</th><th>SO</th><th>AVG</th></tr><tr><td>99</td><td>200</td><td>19</td><td>57</td><td>7</td><td>0</td><td>1</td><td>19</td><td>1</td><td>.335</td><td>24</td><td>17</td><td>.285</td></tr></table> <div>CARDBOARD BASEBALL RATINGS</div> <table><tr><th>AVG</th><th>H</th><th>2B</th><th>3B</th><th>HR</th><th>RBI</th><th>SB</th></tr><tr><td>.285</td><td>57</td><td>7</td><td>0</td><td>1</td><td>1</td><td>1</td></tr></table> <div>DEFENSE RATING</div> | G | AB | R | H | 2B | 3B | HR | RBI | SB | SLG | BB | SO | AVG | 99 | 200 | 19 | 57 | 7 | 0 | 1 | 19 | 1 | .335 | 24 | 17 | .285 | AVG | H | 2B | 3B | HR | RBI | SB | .285 | 57 | 7 | 0 | 1 | 1 | 1 |
| G | AB | R | H | 2B | 3B | HR | RBI | SB | SLG | BB | SO | AVG | | | | | | | | | | | | | | | | | | | | | | | | | | | | | | | | | | | | | | | | | | | | | | | | | | | | | | | | | | | | | | | | | | | | | |
| 22 | 54 | 9 | 14 | 3 | 0 | 1 | 4 | 0 | .370 | 9 | 24 | .259 | | | | | | | | | | | | | | | | | | | | | | | | | | | | | | | | | | | | | | | | | | | | | | | | | | | | | | | | | | | | | | | | | | | | | |
| AVG | H | 2B | 3B | HR | RBI | SB | | | | | | | | | | | | | | | | | | | | | | | | | | | | | | | | | | | | | | | | | | | | | | | | | | | | | | | | | | | | | | | | | | | | | | | | | | | |
| .259 | 14 | 3 | 0 | 1 | 0 | 1 | | | | | | | | | | | | | | | | | | | | | | | | | | | | | | | | | | | | | | | | | | | | | | | | | | | | | | | | | | | | | | | | | | | | | | | | | | | |
| G | AB | R | H | 2B | 3B | HR | RBI | SB | SLG | BB | SO | AVG | | | | | | | | | | | | | | | | | | | | | | | | | | | | | | | | | | | | | | | | | | | | | | | | | | | | | | | | | | | | | | | | | | | | | |
| 99 | 200 | 19 | 57 | 7 | 0 | 1 | 19 | 1 | .335 | 24 | 17 | .285 | | | | | | | | | | | | | | | | | | | | | | | | | | | | | | | | | | | | | | | | | | | | | | | | | | | | | | | | | | | | | | | | | | | | | |
| AVG | H | 2B | 3B | HR | RBI | SB | | | | | | | | | | | | | | | | | | | | | | | | | | | | | | | | | | | | | | | | | | | | | | | | | | | | | | | | | | | | | | | | | | | | | | | | | | | |
| .285 | 57 | 7 | 0 | 1 | 1 | 1 | | | | | | | | | | | | | | | | | | | | | | | | | | | | | | | | | | | | | | | | | | | | | | | | | | | | | | | | | | | | | | | | | | | | | | | | | | | |


















| | | | | | | | | | | | | | | | | | | | | | | | | | | | | | | | | | | | | | | | | | | | | | | | | | | | | | | | | | | | | | | | | | | | | | | | | | | | | | | | | | | | | | | | | | | | | | | | | | | | | | | | | | |
|--|-----|----|-----|----|-----|----|-----|----|------|----|----|------|---|----|---|---|----|----|----|-----|----|-----|----|----|-----|-----|-----|----|-----|----|---|----|----|----|------|----|----|------|-----|---|----|----|----|-----|----|------|-----|----|---|----|---|---|--|--|--|--|--|--|--|--|--|--|--|--|--|---|----|---|---|----|----|----|-----|----|-----|----|----|-----|----|-----|----|----|---|---|---|----|---|------|----|----|------|-----|---|----|----|----|-----|----|------|----|---|---|---|---|---|
| <div>265</div> <div>DARREN LEWIS</div> <div>OF</div> <div>HT: 6'0" WT: 180 BATS: RIGHT THROWS: RIGHT</div> <div>BORN: 8-28-1967, Berkeley, CA</div> <div>1997 LOS ANGELES DODGERS BATTING RECORD</div> <table><tr><td>G</td><td>AB</td><td>R</td><td>H</td><td>2B</td><td>3B</td><td>HR</td><td>RBI</td><td>SB</td><td>SLG</td><td>BB</td><td>SO</td><td>AVG</td></tr><tr><td>107</td><td>154</td><td>22</td><td>41</td><td>4</td><td>1</td><td>1</td><td>15</td><td>14</td><td>.325</td><td>17</td><td>31</td><td>.266</td></tr></table> <div>CARDBOARD BASEBALL RATINGS</div> <table><tr><td>AVG</td><td>H</td><td>2B</td><td>3B</td><td>HR</td><td>RBI</td><td>SB</td></tr><tr><td>.266</td><td>41</td><td>4</td><td>1</td><td>1</td><td>1</td><td>1</td></tr></table> <div>DEFENSE RATING</div> <div>OF:   </div> | | | | | | | | | | | | | G | AB | R | H | 2B | 3B | HR | RBI | SB | SLG | BB | SO | AVG | 107 | 154 | 22 | 41 | 4 | 1 | 1 | 15 | 14 | .325 | 17 | 31 | .266 | AVG | H | 2B | 3B | HR | RBI | SB | .266 | 41 | 4 | 1 | 1 | 1 | 1 | <div>269</div> <div>NELSON LIRIANO</div> <div>2B</div> <div>HT: 5'10" WT: 165 BATS: BOTH THROWS: RIGHT</div> <div>BORN: 6-3-1964, Puerto Plata, D.R.</div> <div>1997 LOS ANGELES DODGERS BATTING RECORD</div> <table><tr><td>G</td><td>AB</td><td>R</td><td>H</td><td>2B</td><td>3B</td><td>HR</td><td>RBI</td><td>SB</td><td>SLG</td><td>BB</td><td>SO</td><td>AVG</td></tr><tr><td>76</td><td>88</td><td>10</td><td>20</td><td>6</td><td>0</td><td>1</td><td>11</td><td>0</td><td>.330</td><td>6</td><td>12</td><td>.227</td></tr></table> <div>CARDBOARD BASEBALL RATINGS</div> <table><tr><td>AVG</td><td>H</td><td>2B</td><td>3B</td><td>HR</td><td>RBI</td><td>SB</td></tr><tr><td>.227</td><td>20</td><td>6</td><td>0</td><td>1</td><td>1</td><td>1</td></tr></table> <div>DEFENSE RATING</div> <div>2B: </div> | | | | | | | | | | | | | G | AB | R | H | 2B | 3B | HR | RBI | SB | SLG | BB | SO | AVG | 76 | 88 | 10 | 20 | 6 | 0 | 1 | 11 | 0 | .330 | 6 | 12 | .227 | AVG | H | 2B | 3B | HR | RBI | SB | .227 | 20 | 6 | 0 | 1 | 1 | 1 |
| G | AB | R | H | 2B | 3B | HR | RBI | SB | SLG | BB | SO | AVG | | | | | | | | | | | | | | | | | | | | | | | | | | | | | | | | | | | | | | | | | | | | | | | | | | | | | | | | | | | | | | | | | | | | | | | | | | | | | | | | | | | | | | | | | | | | | |
| 107 | 154 | 22 | 41 | 4 | 1 | 1 | 15 | 14 | .325 | 17 | 31 | .266 | | | | | | | | | | | | | | | | | | | | | | | | | | | | | | | | | | | | | | | | | | | | | | | | | | | | | | | | | | | | | | | | | | | | | | | | | | | | | | | | | | | | | | | | | | | | | |
| AVG | H | 2B | 3B | HR | RBI | SB | | | | | | | | | | | | | | | | | | | | | | | | | | | | | | | | | | | | | | | | | | | | | | | | | | | | | | | | | | | | | | | | | | | | | | | | | | | | | | | | | | | | | | | | | | | | | | | | | | | |
| .266 | 41 | 4 | 1 | 1 | 1 | 1 | | | | | | | | | | | | | | | | | | | | | | | | | | | | | | | | | | | | | | | | | | | | | | | | | | | | | | | | | | | | | | | | | | | | | | | | | | | | | | | | | | | | | | | | | | | | | | | | | | | |
| G | AB | R | H | 2B | 3B | HR | RBI | SB | SLG | BB | SO | AVG | | | | | | | | | | | | | | | | | | | | | | | | | | | | | | | | | | | | | | | | | | | | | | | | | | | | | | | | | | | | | | | | | | | | | | | | | | | | | | | | | | | | | | | | | | | | | |
| 76 | 88 | 10 | 20 | 6 | 0 | 1 | 11 | 0 | .330 | 6 | 12 | .227 | | | | | | | | | | | | | | | | | | | | | | | | | | | | | | | | | | | | | | | | | | | | | | | | | | | | | | | | | | | | | | | | | | | | | | | | | | | | | | | | | | | | | | | | | | | | | |
| AVG | H | 2B | 3B | HR | RBI | SB | | | | | | | | | | | | | | | | | | | | | | | | | | | | | | | | | | | | | | | | | | | | | | | | | | | | | | | | | | | | | | | | | | | | | | | | | | | | | | | | | | | | | | | | | | | | | | | | | | | |
| .227 | 20 | 6 | 0 | 1 | 1 | 1 | | | | | | | | | | | | | | | | | | | | | | | | | | | | | | | | | | | | | | | | | | | | | | | | | | | | | | | | | | | | | | | | | | | | | | | | | | | | | | | | | | | | | | | | | | | | | | | | | | | |
| <div>266</div> <div>MARK LEWIS</div> <div>3B-2B</div> <div>HT: 6'1" WT: 190 BATS: RIGHT THROWS: RIGHT</div> <div>BORN: 11-30-1969, Hamilton, OH</div> <div>1997 SAN FRANCISCO GIANTS BATTING RECORD</div> <table><tr><td>G</td><td>AB</td><td>R</td><td>H</td><td>2B</td><td>3B</td><td>HR</td><td>RBI</td><td>SB</td><td>SLG</td><td>BB</td><td>SO</td><td>AVG</td></tr><tr><td>118</td><td>341</td><td>50</td><td>91</td><td>14</td><td>6</td><td>10</td><td>42</td><td>3</td><td>.431</td><td>23</td><td>62</td><td>.267</td></tr></table> <div>CARDBOARD BASEBALL RATINGS</div> <table><tr><td>AVG</td><td>H</td><td>2B</td><td>3B</td><td>HR</td><td>RBI</td><td>SB</td></tr><tr><td>.267</td><td>91</td><td>14</td><td>6</td><td>10</td><td>4</td><td>1</td></tr></table> <div>DEFENSE RATING</div> <div>3B:   2B:  </div> | | | | | | | | | | | | | G | AB | R | H | 2B | 3B | HR | RBI | SB | SLG | BB | SO | AVG | 118 | 341 | 50 | 91 | 14 | 6 | 10 | 42 | 3 | .431 | 23 | 62 | .267 | AVG | H | 2B | 3B | HR | RBI | SB | .267 | 91 | 14 | 6 | 10 | 4 | 1 | <div>270</div> <div>PAT LISTACH</div> <div>SS-OF</div> <div>HT: 5'9" WT: 170 BATS: BOTH THROWS: RIGHT</div> <div>BORN: 9-12-1967, Natchitoches, LA</div> <div>1997 HOUSTON ASTROS BATTING RECORD</div> <table><tr><td>G</td><td>AB</td><td>R</td><td>H</td><td>2B</td><td>3B</td><td>HR</td><td>RBI</td><td>SB</td><td>SLG</td><td>BB</td><td>SO</td><td>AVG</td></tr><tr><td>52</td><td>132</td><td>13</td><td>24</td><td>2</td><td>2</td><td>0</td><td>6</td><td>4</td><td>.227</td><td>11</td><td>24</td><td>.182</td></tr></table> <div>CARDBOARD BASEBALL RATINGS</div> <table><tr><td>AVG</td><td>H</td><td>2B</td><td>3B</td><td>HR</td><td>RBI</td><td>SB</td></tr><tr><td>.182</td><td>24</td><td>2</td><td>2</td><td>0</td><td>0</td><td>1</td></tr></table> <div>DEFENSE RATING</div> <div>SS:  OF: </div> | | | | | | | | | | | | | G | AB | R | H | 2B | 3B | HR | RBI | SB | SLG | BB | SO | AVG | 52 | 132 | 13 | 24 | 2 | 2 | 0 | 6 | 4 | .227 | 11 | 24 | .182 | AVG | H | 2B | 3B | HR | RBI | SB | .182 | 24 | 2 | 2 | 0 | 0 | 1 |
| G | AB | R | H | 2B | 3B | HR | RBI | SB | SLG | BB | SO | AVG | | | | | | | | | | | | | | | | | | | | | | | | | | | | | | | | | | | | | | | | | | | | | | | | | | | | | | | | | | | | | | | | | | | | | | | | | | | | | | | | | | | | | | | | | | | | | |
| 118 | 341 | 50 | 91 | 14 | 6 | 10 | 42 | 3 | .431 | 23 | 62 | .267 | | | | | | | | | | | | | | | | | | | | | | | | | | | | | | | | | | | | | | | | | | | | | | | | | | | | | | | | | | | | | | | | | | | | | | | | | | | | | | | | | | | | | | | | | | | | | |
| AVG | H | 2B | 3B | HR | RBI | SB | | | | | | | | | | | | | | | | | | | | | | | | | | | | | | | | | | | | | | | | | | | | | | | | | | | | | | | | | | | | | | | | | | | | | | | | | | | | | | | | | | | | | | | | | | | | | | | | | | | |
| .267 | 91 | 14 | 6 | 10 | 4 | 1 | | | | | | | | | | | | | | | | | | | | | | | | | | | | | | | | | | | | | | | | | | | | | | | | | | | | | | | | | | | | | | | | | | | | | | | | | | | | | | | | | | | | | | | | | | | | | | | | | | | |
| G | AB | R | H | 2B | 3B | HR | RBI | SB | SLG | BB | SO | AVG | | | | | | | | | | | | | | | | | | | | | | | | | | | | | | | | | | | | | | | | | | | | | | | | | | | | | | | | | | | | | | | | | | | | | | | | | | | | | | | | | | | | | | | | | | | | | |
| 52 | 132 | 13 | 24 | 2 | 2 | 0 | 6 | 4 | .227 | 11 | 24 | .182 | | | | | | | | | | | | | | | | | | | | | | | | | | | | | | | | | | | | | | | | | | | | | | | | | | | | | | | | | | | | | | | | | | | | | | | | | | | | | | | | | | | | | | | | | | | | | |
| AVG | H | 2B | 3B | HR | RBI | SB | | | | | | | | | | | | | | | | | | | | | | | | | | | | | | | | | | | | | | | | | | | | | | | | | | | | | | | | | | | | | | | | | | | | | | | | | | | | | | | | | | | | | | | | | | | | | | | | | | | |
| .182 | 24 | 2 | 2 | 0 | 0 | 1 | | | | | | | | | | | | | | | | | | | | | | | | | | | | | | | | | | | | | | | | | | | | | | | | | | | | | | | | | | | | | | | | | | | | | | | | | | | | | | | | | | | | | | | | | | | | | | | | | | | |
| <div>267</div> <div>JIM LEYRITZ</div> <div>C-1B</div> <div>HT: 6'0" WT: 190 BATS: RIGHT THROWS: RIGHT</div> <div>BORN: 12-27-1963, Lakewood, OH</div> <div>1997 TEXAS RANGERS BATTING RECORD</div> <table><tr><td>G</td><td>AB</td><td>R</td><td>H</td><td>2B</td><td>3B</td><td>HR</td><td>RBI</td><td>SB</td><td>SLG</td><td>BB</td><td>SO</td><td>AVG</td></tr><tr><td>121</td><td>379</td><td>58</td><td>105</td><td>11</td><td>0</td><td>11</td><td>64</td><td>2</td><td>.393</td><td>60</td><td>78</td><td>.277</td></tr></table> <div>CARDBOARD BASEBALL RATINGS</div> <table><tr><td>AVG</td><td>H</td><td>2B</td><td>3B</td><td>HR</td><td>RBI</td><td>SB</td></tr><tr><td>.277</td><td>105</td><td>11</td><td>0</td><td>11</td><td>6</td><td>1</td></tr></table> <div>DEFENSE RATING</div> <div>1B: </div> | | | | | | | | | | | | | G | AB | R | H | 2B | 3B | HR | RBI | SB | SLG | BB | SO | AVG | 121 | 379 | 58 | 105 | 11 | 0 | 11 | 64 | 2 | .393 | 60 | 78 | .277 | AVG | H | 2B | 3B | HR | RBI | SB | .277 | 105 | 11 | 0 | 11 | 6 | 1 | <div>271</div> <div>SCOTT LIVINGSTONE</div> <div>3B</div> <div>HT: 6'0" WT: 190 BATS: LEFT THROWS: RIGHT</div> <div>BORN: 7-15-1965, Dallas, TX</div> <div>1997 ST. LOUIS CARDINALS BATTING RECORD</div> <table><tr><td>G</td><td>AB</td><td>R</td><td>H</td><td>2B</td><td>3B</td><td>HR</td><td>RBI</td><td>SB</td><td>SLG</td><td>BB</td><td>SO</td><td>AVG</td></tr><tr><td>65</td><td>67</td><td>4</td><td>11</td><td>2</td><td>0</td><td>0</td><td>6</td><td>1</td><td>.194</td><td>3</td><td>11</td><td>.164</td></tr></table> <div>CARDBOARD BASEBALL RATINGS</div> <table><tr><td>AVG</td><td>H</td><td>2B</td><td>3B</td><td>HR</td><td>RBI</td><td>SB</td></tr><tr><td>.164</td><td>11</td><td>2</td><td>0</td><td>0</td><td>0</td><td>1</td></tr></table> <div>DEFENSE RATING</div> <div>3B:  </div> | | | | | | | | | | | | | G | AB | R | H | 2B | 3B | HR | RBI | SB | SLG | BB | SO | AVG | 65 | 67 | 4 | 11 | 2 | 0 | 0 | 6 | 1 | .194 | 3 | 11 | .164 | AVG | H | 2B | 3B | HR | RBI | SB | .164 | 11 | 2 | 0 | 0 | 0 | 1 |
| G | AB | R | H | 2B | 3B | HR | RBI | SB | SLG | BB | SO | AVG | | | | | | | | | | | | | | | | | | | | | | | | | | | | | | | | | | | | | | | | | | | | | | | | | | | | | | | | | | | | | | | | | | | | | | | | | | | | | | | | | | | | | | | | | | | | | |
| 121 | 379 | 58 | 105 | 11 | 0 | 11 | 64 | 2 | .393 | 60 | 78 | .277 | | | | | | | | | | | | | | | | | | | | | | | | | | | | | | | | | | | | | | | | | | | | | | | | | | | | | | | | | | | | | | | | | | | | | | | | | | | | | | | | | | | | | | | | | | | | | |
| AVG | H | 2B | 3B | HR | RBI | SB | | | | | | | | | | | | | | | | | | | | | | | | | | | | | | | | | | | | | | | | | | | | | | | | | | | | | | | | | | | | | | | | | | | | | | | | | | | | | | | | | | | | | | | | | | | | | | | | | | | |
| .277 | 105 | 11 | 0 | 11 | 6 | 1 | | | | | | | | | | | | | | | | | | | | | | | | | | | | | | | | | | | | | | | | | | | | | | | | | | | | | | | | | | | | | | | | | | | | | | | | | | | | | | | | | | | | | | | | | | | | | | | | | | | |
| G | AB | R | H | 2B | 3B | HR | RBI | SB | SLG | BB | SO | AVG | | | | | | | | | | | | | | | | | | | | | | | | | | | | | | | | | | | | | | | | | | | | | | | | | | | | | | | | | | | | | | | | | | | | | | | | | | | | | | | | | | | | | | | | | | | | | |
| 65 | 67 | 4 | 11 | 2 | 0 | 0 | 6 | 1 | .194 | 3 | 11 | .164 | | | | | | | | | | | | | | | | | | | | | | | | | | | | | | | | | | | | | | | | | | | | | | | | | | | | | | | | | | | | | | | | | | | | | | | | | | | | | | | | | | | | | | | | | | | | | |
| AVG | H | 2B | 3B | HR | RBI | SB | | | | | | | | | | | | | | | | | | | | | | | | | | | | | | | | | | | | | | | | | | | | | | | | | | | | | | | | | | | | | | | | | | | | | | | | | | | | | | | | | | | | | | | | | | | | | | | | | | | |
| .164 | 11 | 2 | 0 | 0 | 0 | 1 | | | | | | | | | | | | | | | | | | | | | | | | | | | | | | | | | | | | | | | | | | | | | | | | | | | | | | | | | | | | | | | | | | | | | | | | | | | | | | | | | | | | | | | | | | | | | | | | | | | |
| <div>268</div> <div>MIKE LIEBERTHAL</div> <div>C</div> <div>HT: 6'0" WT: 170 BATS: RIGHT THROWS: RIGHT</div> <div>BORN: 1-18-1972, Glendale, CA</div> <div>1997 PHILADELPHIA PHILLIES BATTING RECORD</div> <table><tr><td>G</td><td>AB</td><td>R</td><td>H</td><td>2B</td><td>3B</td><td>HR</td><td>RBI</td><td>SB</td><td>SLG</td><td>BB</td><td>SO</td><td>AVG</td></tr><tr><td>134</td><td>455</td><td>59</td><td>112</td><td>27</td><td>1</td><td>20</td><td>77</td><td>3</td><td>.442</td><td>44</td><td>76</td><td>.246</td></tr></table> <div>CARDBOARD BASEBALL RATINGS</div> <table><tr><td>AVG</td><td>H</td><td>2B</td><td>3B</td><td>HR</td><td>RBI</td><td>SB</td></tr><tr><td>.246</td><td>112</td><td>27</td><td>1</td><td>20</td><td>7</td><td>1</td></tr></table> <div>DEFENSE RATING</div> | | | | | | | | | | | | | G | AB | R | H | 2B | 3B | HR | RBI | SB | SLG | BB | SO | AVG | 134 | 455 | 59 | 112 | 27 | 1 | 20 | 77 | 3 | .442 | 44 | 76 | .246 | AVG | H | 2B | 3B | HR | RBI | SB | .246 | 112 | 27 | 1 | 20 | 7 | 1 | <div>272</div> <div>KEITH LOCKHART</div> <div>2B-3B</div> <div>HT: 5'10" WT: 170 BATS: LEFT THROWS: RIGHT</div> <div>BORN: 11-10-1964, Whittier, CA</div> <div>1997 ATLANTA BRAVES BATTING RECORD</div> <table><tr><td>G</td><td>AB</td><td>R</td><td>H</td><td>2B</td><td>3B</td><td>HR</td><td>RBI</td><td>SB</td><td>SLG</td><td>BB</td><td>SO</td><td>AVG</td></tr><tr><td>96</td><td>147</td><td>25</td><td>41</td><td>5</td><td>3</td><td>6</td><td>32</td><td>0</td><td>.476</td><td>14</td><td>17</td><td>.279</td></tr></table> <div>CARDBOARD BASEBALL RATINGS</div> <table><tr><td>AVG</td><td>H</td><td>2B</td><td>3B</td><td>HR</td><td>RBI</td><td>SB</td></tr><tr><td>.279</td><td>41</td><td>5</td><td>3</td><td>6</td><td>3</td><td>1</td></tr></table> <div>DEFENSE RATING</div> <div>2B:   3B:  </div> | | | | | | | | | | | | | G | AB | R | H | 2B | 3B | HR | RBI | SB | SLG | BB | SO | AVG | 96 | 147 | 25 | 41 | 5 | 3 | 6 | 32 | 0 | .476 | 14 | 17 | .279 | AVG | H | 2B | 3B | HR | RBI | SB | .279 | 41 | 5 | 3 | 6 | 3 | 1 |
| G | AB | R | H | 2B | 3B | HR | RBI | SB | SLG | BB | SO | AVG | | | | | | | | | | | | | | | | | | | | | | | | | | | | | | | | | | | | | | | | | | | | | | | | | | | | | | | | | | | | | | | | | | | | | | | | | | | | | | | | | | | | | | | | | | | | | |
| 134 | 455 | 59 | 112 | 27 | 1 | 20 | 77 | 3 | .442 | 44 | 76 | .246 | | | | | | | | | | | | | | | | | | | | | | | | | | | | | | | | | | | | | | | | | | | | | | | | | | | | | | | | | | | | | | | | | | | | | | | | | | | | | | | | | | | | | | | | | | | | | |
| AVG | H | 2B | 3B | HR | RBI | SB | | | | | | | | | | | | | | | | | | | | | | | | | | | | | | | | | | | | | | | | | | | | | | | | | | | | | | | | | | | | | | | | | | | | | | | | | | | | | | | | | | | | | | | | | | | | | | | | | | | |
| .246 | 112 | 27 | 1 | 20 | 7 | 1 | | | | | | | | | | | | | | | | | | | | | | | | | | | | | | | | | | | | | | | | | | | | | | | | | | | | | | | | | | | | | | | | | | | | | | | | | | | | | | | | | | | | | | | | | | | | | | | | | | | |
| G | AB | R | H | 2B | 3B | HR | RBI | SB | SLG | BB | SO | AVG | | | | | | | | | | | | | | | | | | | | | | | | | | | | | | | | | | | | | | | | | | | | | | | | | | | | | | | | | | | | | | | | | | | | | | | | | | | | | | | | | | | | | | | | | | | | | |
| 96 | 147 | 25 | 41 | 5 | 3 | 6 | 32 | 0 | .476 | 14 | 17 | .279 | | | | | | | | | | | | | | | | | | | | | | | | | | | | | | | | | | | | | | | | | | | | | | | | | | | | | | | | | | | | | | | | | | | | | | | | | | | | | | | | | | | | | | | | | | | | | |
| AVG | H | 2B | 3B | HR | RBI | SB | | | | | | | | | | | | | | | | | | | | | | | | | | | | | | | | | | | | | | | | | | | | | | | | | | | | | | | | | | | | | | | | | | | | | | | | | | | | | | | | | | | | | | | | | | | | | | | | | | | |
| .279 | 41 | 5 | 3 | 6 | 3 | 1 | | | | | | | | | | | | | | | | | | | | | | | | | | | | | | | | | | | | | | | | | | | | | | | | | | | | | | | | | | | | | | | | | | | | | | | | | | | | | | | | | | | | | | | | | | | | | | | | | | | |

| | | | | | | | | | | | | | | | | | | | | | | | | | |
|---|--------------|----|---|---|------------|-------|---|------|------|----|----|------|-----|-----|----|-----|----|----|----|-----|----|------|----|----|------|
| 273 | KENNY LOFTON | OF | HT: 6'0" WT: 180 BATS: LEFT THROWS: LEFT BORN: 5-31-1967, East Chicago, IN | 277 | JOHN MABRY | OF-1B | HT: 6'4" WT: 195 BATS: LEFT THROWS: RIGHT BORN: 10-17-1970, Wilmington, DE | | | | | | | | | | | | | | | | | | |
| 1997 ATLANTA BRAVES BATTING RECORD | | | | 1997 ST. LOUIS CARDINALS BATTING RECORD | | | | | | | | | | | | | | | | | | | | | |
| G | AB | R | H | 2B | 3B | HR | RBI | SB | SLG | BB | SO | AVG | G | AB | R | H | 2B | 3B | HR | RBI | SB | SLG | BB | SO | AVG |
| 122 | 493 | 90 | 164 | 20 | 6 | 5 | 48 | 27 | .428 | 64 | 83 | .333 | 116 | 388 | 40 | 110 | 19 | 0 | 5 | 36 | 0 | .371 | 39 | 77 | .284 |
| CARDBOARD BASEBALL RATINGS | | | | CARDBOARD BASEBALL RATINGS | | | | | | | | | | | | | | | | | | | | | |
| AVG | H | 2B | 3B | HR | RBI | SB | | AVG | H | 2B | 3B | HR | RBI | SB | | | | | | | | | | | |
| .333 | 164 | 20 | 6 | 5 | 4 | 3 | | .284 | 110 | 19 | 0 | 5 | 3 | 1 | | | | | | | | | | | |
| DEFENSE RATING | | | | DEFENSE RATING | | | | | | | | | | | | | | | | | | | | | |
| OF:    | | | | OF:  1B:   | | | | | | | | | | | | | | | | | | | | | |

| | | | | | | | | | | | | | | | | | | | | | | | | | |
|------------------------------------|------------|----|--|--|-----------------|----|---|------|------|----|----|------|-----|-----|----|----|----|----|----|-----|----|------|----|----|------|
| 274 | JAVY LOPEZ | C | HT: 6'3" WT: 185 BATS: RIGHT THROWS: RIGHT BORN: 11-5-1970, Ponce, P.R. | 278 | MIKE MACFARLANE | C | HT: 6'1" WT: 200 BATS: RIGHT THROWS: RIGHT BORN: 4-12-1964, Stockton, CA | | | | | | | | | | | | | | | | | | |
| 1997 ATLANTA BRAVES BATTING RECORD | | | | 1997 KANSAS CITY ROYALS BATTING RECORD | | | | | | | | | | | | | | | | | | | | | |
| G | AB | R | H | 2B | 3B | HR | RBI | SB | SLG | BB | SO | AVG | G | AB | R | H | 2B | 3B | HR | RBI | SB | SLG | BB | SO | AVG |
| 123 | 414 | 52 | 122 | 28 | 1 | 23 | 68 | 1 | .534 | 40 | 82 | .295 | 82 | 257 | 34 | 61 | 14 | 2 | 8 | 35 | 0 | .401 | 24 | 47 | .237 |
| CARDBOARD BASEBALL RATINGS | | | | CARDBOARD BASEBALL RATINGS | | | | | | | | | | | | | | | | | | | | | |
| AVG | H | 2B | 3B | HR | RBI | SB | | AVG | H | 2B | 3B | HR | RBI | SB | | | | | | | | | | | |
| .295 | 122 | 28 | 1 | 23 | 6 | 1 | | .237 | 61 | 14 | 2 | 8 | 3 | 1 | | | | | | | | | | | |
| DEFENSE RATING | | | | DEFENSE RATING | | | | | | | | | | | | | | | | | | | | | |

| | | | | | | | | | | | | | | | | | | | | | | | | | |
|---|------------|-------|---|---|------------|----|--|------|------|----|----|------|-----|-----|----|----|----|----|----|-----|----|------|----|----|------|
| 275 | LUIS LOPEZ | SS-2B | HT: 5'11" WT: 175 BATS: BOTH THROWS: RIGHT BORN: 9-4-1970, Cidra, P.R. | 279 | SHANE MACK | OF | HT: 6'0" WT: 185 BATS: RIGHT THROWS: RIGHT BORN: 12-7-1963, Los Angeles, CA | | | | | | | | | | | | | | | | | | |
| 1997 NEW YORK METS BATTING RECORD | | | | 1997 BOSTON RED SOX BATTING RECORD | | | | | | | | | | | | | | | | | | | | | |
| G | AB | R | H | 2B | 3B | HR | RBI | SB | SLG | BB | SO | AVG | G | AB | R | H | 2B | 3B | HR | RBI | SB | SLG | BB | SO | AVG |
| 78 | 178 | 19 | 48 | 12 | 1 | 1 | 19 | 2 | .365 | 12 | 42 | .270 | 60 | 130 | 13 | 41 | 7 | 0 | 3 | 17 | 2 | .438 | 9 | 24 | .315 |
| CARDBOARD BASEBALL RATINGS | | | | CARDBOARD BASEBALL RATINGS | | | | | | | | | | | | | | | | | | | | | |
| AVG | H | 2B | 3B | HR | RBI | SB | | AVG | H | 2B | 3B | HR | RBI | SB | | | | | | | | | | | |
| .270 | 48 | 12 | 1 | 1 | 1 | 1 | | .315 | 41 | 7 | 0 | 3 | 1 | 1 | | | | | | | | | | | |
| DEFENSE RATING | | | | DEFENSE RATING | | | | | | | | | | | | | | | | | | | | | |
| SS:   2B:    | | | | OF:   | | | | | | | | | | | | | | | | | | | | | |

| | | | | | | | | | | | | | | | | | | | | | | | | | |
|---|--------------|----------|---|--|--------------|-------|---|------|------|----|----|------|-----|-----|----|----|----|----|----|-----|----|------|----|----|------|
| 276 | MARK LORETTA | 2B-SS-1B | HT: 6'0" WT: 175 BATS: RIGHT THROWS: RIGHT BORN: 8-14-1971, Santa Monica, CA | 280 | DAVE MAGADAN | 3B-1B | HT: 6'3" WT: 190 BATS: LEFT THROWS: RIGHT BORN: 9-30-1962, Tampa, FL | | | | | | | | | | | | | | | | | | |
| 1997 MILWAUKEE BREWERS BATTING RECORD | | | | 1997 OAKLAND ATHLETICS BATTING RECORD | | | | | | | | | | | | | | | | | | | | | |
| G | AB | R | H | 2B | 3B | HR | RBI | SB | SLG | BB | SO | AVG | G | AB | R | H | 2B | 3B | HR | RBI | SB | SLG | BB | SO | AVG |
| 132 | 418 | 56 | 120 | 17 | 5 | 5 | 47 | 5 | .388 | 47 | 60 | .287 | 128 | 271 | 38 | 82 | 10 | 1 | 4 | 30 | 1 | .391 | 50 | 40 | .303 |
| CARDBOARD BASEBALL RATINGS | | | | CARDBOARD BASEBALL RATINGS | | | | | | | | | | | | | | | | | | | | | |
| AVG | H | 2B | 3B | HR | RBI | SB | | AVG | H | 2B | 3B | HR | RBI | SB | | | | | | | | | | | |
| .287 | 120 | 17 | 5 | 5 | 4 | 1 | | .303 | 82 | 10 | 1 | 4 | 3 | 1 | | | | | | | | | | | |
| DEFENSE RATING | | | | DEFENSE RATING | | | | | | | | | | | | | | | | | | | | | |
| 2B:    SS:   1B:   | | | | 3B:    1B:   | | | | | | | | | | | | | | | | | | | | | |







| <div>281</div> <div>WENDELL MAGEE</div> <div>OF</div> <div>HT: 6'0" WT: 225 BATS: RIGHT THROWS: RIGHT</div> <div>BORN: 8-3-1972, Hattiesburg, MS</div> <div>1997 PHILADELPHIA PHILLIES BATTING RECORD</div> <table><tr><th>G</th><th>AB</th><th>R</th><th>H</th><th>2B</th><th>3B</th><th>HR</th><th>RBI</th><th>SB</th><th>SLG</th><th>BB</th><th>SO</th><th>AVG</th></tr><tr><td>38</td><td>115</td><td>7</td><td>23</td><td>4</td><td>0</td><td>1</td><td>9</td><td>1</td><td>.261</td><td>9</td><td>20</td><td>.200</td></tr></table> <div>CARDBOARD BASEBALL RATINGS</div> <table><tr><th>AVG</th><th>H</th><th>2B</th><th>3B</th><th>HR</th><th>RBI</th><th>SB</th></tr><tr><td>.200</td><td>23</td><td>4</td><td>0</td><td>1</td><td>0</td><td>1</td></tr></table> <div>DEFENSE RATING</div> <div>OF: </div> | G | AB | R | H | 2B | 3B | HR | RBI | SB | SLG | BB | SO | AVG | 38 | 115 | 7 | 23 | 4 | 0 | 1 | 9 | 1 | .261 | 9 | 20 | .200 | AVG | H | 2B | 3B | HR | RBI | SB | .200 | 23 | 4 | 0 | 1 | 0 | 1 | <div>285</div> <div>DAVE MARTINEZ</div> <div>OF-1B</div> <div>HT: 5'10" WT: 150 BATS: LEFT THROWS: LEFT</div> <div>BORN: 9-26-1964, New York, NY</div> <div>1997 CHICAGO WHITE SOX BATTING RECORD</div> <table><tr><th>G</th><th>AB</th><th>R</th><th>H</th><th>2B</th><th>3B</th><th>HR</th><th>RBI</th><th>SB</th><th>SLG</th><th>BB</th><th>SO</th><th>AVG</th></tr><tr><td>145</td><td>504</td><td>78</td><td>144</td><td>16</td><td>6</td><td>12</td><td>55</td><td>12</td><td>.413</td><td>55</td><td>69</td><td>.286</td></tr></table> <div>CARDBOARD BASEBALL RATINGS</div> <table><tr><th>AVG</th><th>H</th><th>2B</th><th>3B</th><th>HR</th><th>RBI</th><th>SB</th></tr><tr><td>.286</td><td>144</td><td>16</td><td>6</td><td>12</td><td>5</td><td>1</td></tr></table> <div>DEFENSE RATING</div> <div>OF:  1B: </div> | G | AB | R | H | 2B | 3B | HR | RBI | SB | SLG | BB | SO | AVG | 145 | 504 | 78 | 144 | 16 | 6 | 12 | 55 | 12 | .413 | 55 | 69 | .286 | AVG | H | 2B | 3B | HR | RBI | SB | .286 | 144 | 16 | 6 | 12 | 5 | 1 |
|--|-----|-----|-----|----|-----|----|-----|-----|------|-----|----|------|-----|-----|-----|----|-----|----|---|----|----|----|------|----|----|------|-----|---|----|----|----|-----|----|------|-----|----|---|----|---|---|---|---|----|---|---|----|----|----|-----|----|-----|----|----|-----|-----|-----|-----|-----|----|---|----|-----|----|------|-----|----|------|-----|---|----|----|----|-----|----|------|-----|----|---|----|----|---|
| G | AB | R | H | 2B | 3B | HR | RBI | SB | SLG | BB | SO | AVG | | | | | | | | | | | | | | | | | | | | | | | | | | | | | | | | | | | | | | | | | | | | | | | | | | | | | | | | | | | | | | | | | | | | | |
| 38 | 115 | 7 | 23 | 4 | 0 | 1 | 9 | 1 | .261 | 9 | 20 | .200 | | | | | | | | | | | | | | | | | | | | | | | | | | | | | | | | | | | | | | | | | | | | | | | | | | | | | | | | | | | | | | | | | | | | | |
| AVG | H | 2B | 3B | HR | RBI | SB | | | | | | | | | | | | | | | | | | | | | | | | | | | | | | | | | | | | | | | | | | | | | | | | | | | | | | | | | | | | | | | | | | | | | | | | | | | |
| .200 | 23 | 4 | 0 | 1 | 0 | 1 | | | | | | | | | | | | | | | | | | | | | | | | | | | | | | | | | | | | | | | | | | | | | | | | | | | | | | | | | | | | | | | | | | | | | | | | | | | |
| G | AB | R | H | 2B | 3B | HR | RBI | SB | SLG | BB | SO | AVG | | | | | | | | | | | | | | | | | | | | | | | | | | | | | | | | | | | | | | | | | | | | | | | | | | | | | | | | | | | | | | | | | | | | | |
| 145 | 504 | 78 | 144 | 16 | 6 | 12 | 55 | 12 | .413 | 55 | 69 | .286 | | | | | | | | | | | | | | | | | | | | | | | | | | | | | | | | | | | | | | | | | | | | | | | | | | | | | | | | | | | | | | | | | | | | | |
| AVG | H | 2B | 3B | HR | RBI | SB | | | | | | | | | | | | | | | | | | | | | | | | | | | | | | | | | | | | | | | | | | | | | | | | | | | | | | | | | | | | | | | | | | | | | | | | | | | |
| .286 | 144 | 16 | 6 | 12 | 5 | 1 | | | | | | | | | | | | | | | | | | | | | | | | | | | | | | | | | | | | | | | | | | | | | | | | | | | | | | | | | | | | | | | | | | | | | | | | | | | |
| <div>282</div> <div>KIRT MANWARING</div> <div>C</div> <div>HT: 5'11" WT: 185 BATS: RIGHT THROWS: RIGHT</div> <div>BORN: 7-15-1965, Elmira, NY</div> <div>1997 COLORADO ROCKIES BATTING RECORD</div> <table><tr><th>G</th><th>AB</th><th>R</th><th>H</th><th>2B</th><th>3B</th><th>HR</th><th>RBI</th><th>SB</th><th>SLG</th><th>BB</th><th>SO</th><th>AVG</th></tr><tr><td>104</td><td>337</td><td>22</td><td>76</td><td>6</td><td>4</td><td>1</td><td>27</td><td>1</td><td>.276</td><td>30</td><td>78</td><td>.226</td></tr></table> <div>CARDBOARD BASEBALL RATINGS</div> <table><tr><th>AVG</th><th>H</th><th>2B</th><th>3B</th><th>HR</th><th>RBI</th><th>SB</th></tr><tr><td>.226</td><td>76</td><td>6</td><td>4</td><td>1</td><td>2</td><td>1</td></tr></table> <div>DEFENSE RATING</div> | G | AB | R | H | 2B | 3B | HR | RBI | SB | SLG | BB | SO | AVG | 104 | 337 | 22 | 76 | 6 | 4 | 1 | 27 | 1 | .276 | 30 | 78 | .226 | AVG | H | 2B | 3B | HR | RBI | SB | .226 | 76 | 6 | 4 | 1 | 2 | 1 | <div>286</div> <div>EDGAR MARTINEZ</div> <div>1B</div> <div>HT: 6'0" WT: 175 BATS: RIGHT THROWS: RIGHT</div> <div>BORN: 1-2-1963, New York, NY</div> <div>1997 SEATTLE MARINERS BATTING RECORD</div> <table><tr><th>G</th><th>AB</th><th>R</th><th>H</th><th>2B</th><th>3B</th><th>HR</th><th>RBI</th><th>SB</th><th>SLG</th><th>BB</th><th>SO</th><th>AVG</th></tr><tr><td>155</td><td>542</td><td>104</td><td>179</td><td>35</td><td>1</td><td>28</td><td>108</td><td>2</td><td>.554</td><td>119</td><td>86</td><td>.330</td></tr></table> <div>CARDBOARD BASEBALL RATINGS</div> <table><tr><th>AVG</th><th>H</th><th>2B</th><th>3B</th><th>HR</th><th>RBI</th><th>SB</th></tr><tr><td>.330</td><td>179</td><td>35</td><td>1</td><td>28</td><td>10</td><td>1</td></tr></table> <div>DEFENSE RATING</div> <div>1B: </div> | G | AB | R | H | 2B | 3B | HR | RBI | SB | SLG | BB | SO | AVG | 155 | 542 | 104 | 179 | 35 | 1 | 28 | 108 | 2 | .554 | 119 | 86 | .330 | AVG | H | 2B | 3B | HR | RBI | SB | .330 | 179 | 35 | 1 | 28 | 10 | 1 |
| G | AB | R | H | 2B | 3B | HR | RBI | SB | SLG | BB | SO | AVG | | | | | | | | | | | | | | | | | | | | | | | | | | | | | | | | | | | | | | | | | | | | | | | | | | | | | | | | | | | | | | | | | | | | | |
| 104 | 337 | 22 | 76 | 6 | 4 | 1 | 27 | 1 | .276 | 30 | 78 | .226 | | | | | | | | | | | | | | | | | | | | | | | | | | | | | | | | | | | | | | | | | | | | | | | | | | | | | | | | | | | | | | | | | | | | | |
| AVG | H | 2B | 3B | HR | RBI | SB | | | | | | | | | | | | | | | | | | | | | | | | | | | | | | | | | | | | | | | | | | | | | | | | | | | | | | | | | | | | | | | | | | | | | | | | | | | |
| .226 | 76 | 6 | 4 | 1 | 2 | 1 | | | | | | | | | | | | | | | | | | | | | | | | | | | | | | | | | | | | | | | | | | | | | | | | | | | | | | | | | | | | | | | | | | | | | | | | | | | |
| G | AB | R | H | 2B | 3B | HR | RBI | SB | SLG | BB | SO | AVG | | | | | | | | | | | | | | | | | | | | | | | | | | | | | | | | | | | | | | | | | | | | | | | | | | | | | | | | | | | | | | | | | | | | | |
| 155 | 542 | 104 | 179 | 35 | 1 | 28 | 108 | 2 | .554 | 119 | 86 | .330 | | | | | | | | | | | | | | | | | | | | | | | | | | | | | | | | | | | | | | | | | | | | | | | | | | | | | | | | | | | | | | | | | | | | | |
| AVG | H | 2B | 3B | HR | RBI | SB | | | | | | | | | | | | | | | | | | | | | | | | | | | | | | | | | | | | | | | | | | | | | | | | | | | | | | | | | | | | | | | | | | | | | | | | | | | |
| .330 | 179 | 35 | 1 | 28 | 10 | 1 | | | | | | | | | | | | | | | | | | | | | | | | | | | | | | | | | | | | | | | | | | | | | | | | | | | | | | | | | | | | | | | | | | | | | | | | | | | |
| <div>283</div> <div>ELI MARRERO</div> <div>C</div> <div>HT: 6'1" WT: 180 BATS: RIGHT THROWS: RIGHT</div> <div>BORN: 11-17-1973, Havana, Cuba</div> <div>1997 ST. LOUIS CARDINALS BATTING RECORD</div> <table><tr><th>G</th><th>AB</th><th>R</th><th>H</th><th>2B</th><th>3B</th><th>HR</th><th>RBI</th><th>SB</th><th>SLG</th><th>BB</th><th>SO</th><th>AVG</th></tr><tr><td>17</td><td>45</td><td>4</td><td>11</td><td>2</td><td>0</td><td>2</td><td>7</td><td>4</td><td>.422</td><td>2</td><td>13</td><td>.244</td></tr></table> <div>CARDBOARD BASEBALL RATINGS</div> <table><tr><th>AVG</th><th>H</th><th>2B</th><th>3B</th><th>HR</th><th>RBI</th><th>SB</th></tr><tr><td>.244</td><td>11</td><td>2</td><td>0</td><td>2</td><td>0</td><td>1</td></tr></table> <div>DEFENSE RATING</div> | G | AB | R | H | 2B | 3B | HR | RBI | SB | SLG | BB | SO | AVG | 17 | 45 | 4 | 11 | 2 | 0 | 2 | 7 | 4 | .422 | 2 | 13 | .244 | AVG | H | 2B | 3B | HR | RBI | SB | .244 | 11 | 2 | 0 | 2 | 0 | 1 | <div>287</div> <div>NORBERTO MARTIN</div> <div>SS-3B-2B</div> <div>HT: 5'10" WT: 175 BATS: RIGHT THROWS: RIGHT</div> <div>BORN: 12-10-1966, San Pedro de Macoris, D.R.</div> <div>1997 CHICAGO WHITE SOX BATTING RECORD</div> <table><tr><th>G</th><th>AB</th><th>R</th><th>H</th><th>2B</th><th>3B</th><th>HR</th><th>RBI</th><th>SB</th><th>SLG</th><th>BB</th><th>SO</th><th>AVG</th></tr><tr><td>71</td><td>213</td><td>24</td><td>64</td><td>7</td><td>1</td><td>2</td><td>27</td><td>1</td><td>.371</td><td>6</td><td>31</td><td>.300</td></tr></table> <div>CARDBOARD BASEBALL RATINGS</div> <table><tr><th>AVG</th><th>H</th><th>2B</th><th>3B</th><th>HR</th><th>RBI</th><th>SB</th></tr><tr><td>.300</td><td>64</td><td>7</td><td>1</td><td>2</td><td>2</td><td>1</td></tr></table> <div>DEFENSE RATING</div> <div>SS:  3B:  2B: </div> | G | AB | R | H | 2B | 3B | HR | RBI | SB | SLG | BB | SO | AVG | 71 | 213 | 24 | 64 | 7 | 1 | 2 | 27 | 1 | .371 | 6 | 31 | .300 | AVG | H | 2B | 3B | HR | RBI | SB | .300 | 64 | 7 | 1 | 2 | 2 | 1 |
| G | AB | R | H | 2B | 3B | HR | RBI | SB | SLG | BB | SO | AVG | | | | | | | | | | | | | | | | | | | | | | | | | | | | | | | | | | | | | | | | | | | | | | | | | | | | | | | | | | | | | | | | | | | | | |
| 17 | 45 | 4 | 11 | 2 | 0 | 2 | 7 | 4 | .422 | 2 | 13 | .244 | | | | | | | | | | | | | | | | | | | | | | | | | | | | | | | | | | | | | | | | | | | | | | | | | | | | | | | | | | | | | | | | | | | | | |
| AVG | H | 2B | 3B | HR | RBI | SB | | | | | | | | | | | | | | | | | | | | | | | | | | | | | | | | | | | | | | | | | | | | | | | | | | | | | | | | | | | | | | | | | | | | | | | | | | | |
| .244 | 11 | 2 | 0 | 2 | 0 | 1 | | | | | | | | | | | | | | | | | | | | | | | | | | | | | | | | | | | | | | | | | | | | | | | | | | | | | | | | | | | | | | | | | | | | | | | | | | | |
| G | AB | R | H | 2B | 3B | HR | RBI | SB | SLG | BB | SO | AVG | | | | | | | | | | | | | | | | | | | | | | | | | | | | | | | | | | | | | | | | | | | | | | | | | | | | | | | | | | | | | | | | | | | | | |
| 71 | 213 | 24 | 64 | 7 | 1 | 2 | 27 | 1 | .371 | 6 | 31 | .300 | | | | | | | | | | | | | | | | | | | | | | | | | | | | | | | | | | | | | | | | | | | | | | | | | | | | | | | | | | | | | | | | | | | | | |
| AVG | H | 2B | 3B | HR | RBI | SB | | | | | | | | | | | | | | | | | | | | | | | | | | | | | | | | | | | | | | | | | | | | | | | | | | | | | | | | | | | | | | | | | | | | | | | | | | | |
| .300 | 64 | 7 | 1 | 2 | 2 | 1 | | | | | | | | | | | | | | | | | | | | | | | | | | | | | | | | | | | | | | | | | | | | | | | | | | | | | | | | | | | | | | | | | | | | | | | | | | | |
| <div>284</div> <div>AL MARTIN</div> <div>OF</div> <div>HT: 6'2" WT: 220 BATS: LEFT THROWS: LEFT</div> <div>BORN: 11-24-1967, West Covina, CA</div> <div>1997 PITTSBURGH PIRATES BATTING RECORD</div> <table><tr><th>G</th><th>AB</th><th>R</th><th>H</th><th>2B</th><th>3B</th><th>HR</th><th>RBI</th><th>SB</th><th>SLG</th><th>BB</th><th>SO</th><th>AVG</th></tr><tr><td>113</td><td>423</td><td>64</td><td>123</td><td>24</td><td>7</td><td>13</td><td>59</td><td>23</td><td>.473</td><td>45</td><td>83</td><td>.291</td></tr></table> <div>CARDBOARD BASEBALL RATINGS</div> <table><tr><th>AVG</th><th>H</th><th>2B</th><th>3B</th><th>HR</th><th>RBI</th><th>SB</th></tr><tr><td>.291</td><td>123</td><td>24</td><td>7</td><td>13</td><td>5</td><td>2</td></tr></table> <div>DEFENSE RATING</div> <div>OF: </div> | G | AB | R | H | 2B | 3B | HR | RBI | SB | SLG | BB | SO | AVG | 113 | 423 | 64 | 123 | 24 | 7 | 13 | 59 | 23 | .473 | 45 | 83 | .291 | AVG | H | 2B | 3B | HR | RBI | SB | .291 | 123 | 24 | 7 | 13 | 5 | 2 | <div>288</div> <div>TINO MARTINEZ</div> <div>1B</div> <div>HT: 6'2" WT: 205 BATS: LEFT THROWS: RIGHT</div> <div>BORN: 12-7-1967, Tampa, FL</div> <div>1997 NEW YORK YANKEES BATTING RECORD</div> <table><tr><th>G</th><th>AB</th><th>R</th><th>H</th><th>2B</th><th>3B</th><th>HR</th><th>RBI</th><th>SB</th><th>SLG</th><th>BB</th><th>SO</th><th>AVG</th></tr><tr><td>158</td><td>594</td><td>96</td><td>176</td><td>31</td><td>2</td><td>44</td><td>141</td><td>3</td><td>.577</td><td>75</td><td>75</td><td>.296</td></tr></table> <div>CARDBOARD BASEBALL RATINGS</div> <table><tr><th>AVG</th><th>H</th><th>2B</th><th>3B</th><th>HR</th><th>RBI</th><th>SB</th></tr><tr><td>.296</td><td>176</td><td>31</td><td>2</td><td>44</td><td>14</td><td>1</td></tr></table> <div>DEFENSE RATING</div> <div>1B: </div> | G | AB | R | H | 2B | 3B | HR | RBI | SB | SLG | BB | SO | AVG | 158 | 594 | 96 | 176 | 31 | 2 | 44 | 141 | 3 | .577 | 75 | 75 | .296 | AVG | H | 2B | 3B | HR | RBI | SB | .296 | 176 | 31 | 2 | 44 | 14 | 1 |
| G | AB | R | H | 2B | 3B | HR | RBI | SB | SLG | BB | SO | AVG | | | | | | | | | | | | | | | | | | | | | | | | | | | | | | | | | | | | | | | | | | | | | | | | | | | | | | | | | | | | | | | | | | | | | |
| 113 | 423 | 64 | 123 | 24 | 7 | 13 | 59 | 23 | .473 | 45 | 83 | .291 | | | | | | | | | | | | | | | | | | | | | | | | | | | | | | | | | | | | | | | | | | | | | | | | | | | | | | | | | | | | | | | | | | | | | |
| AVG | H | 2B | 3B | HR | RBI | SB | | | | | | | | | | | | | | | | | | | | | | | | | | | | | | | | | | | | | | | | | | | | | | | | | | | | | | | | | | | | | | | | | | | | | | | | | | | |
| .291 | 123 | 24 | 7 | 13 | 5 | 2 | | | | | | | | | | | | | | | | | | | | | | | | | | | | | | | | | | | | | | | | | | | | | | | | | | | | | | | | | | | | | | | | | | | | | | | | | | | |
| G | AB | R | H | 2B | 3B | HR | RBI | SB | SLG | BB | SO | AVG | | | | | | | | | | | | | | | | | | | | | | | | | | | | | | | | | | | | | | | | | | | | | | | | | | | | | | | | | | | | | | | | | | | | | |
| 158 | 594 | 96 | 176 | 31 | 2 | 44 | 141 | 3 | .577 | 75 | 75 | .296 | | | | | | | | | | | | | | | | | | | | | | | | | | | | | | | | | | | | | | | | | | | | | | | | | | | | | | | | | | | | | | | | | | | | | |
| AVG | H | 2B | 3B | HR | RBI | SB | | | | | | | | | | | | | | | | | | | | | | | | | | | | | | | | | | | | | | | | | | | | | | | | | | | | | | | | | | | | | | | | | | | | | | | | | | | |
| .296 | 176 | 31 | 2 | 44 | 14 | 1 | | | | | | | | | | | | | | | | | | | | | | | | | | | | | | | | | | | | | | | | | | | | | | | | | | | | | | | | | | | | | | | | | | | | | | | | | | | |








| | | | | | | | | | | | | | |
|--|--------------|---|----|----|----|----|-----|----|------|----|----|------|---|
| 289 | JOHN MARZANO | | | | | | | | | | | | C |
| HT: 5'11" WT: 185 BATS: RIGHT THROWS: RIGHT BORN: 2-14-1963, Philadelphia, PA | | | | | | | | | | | | | |
| 1997 SEATTLE MARINERS BATTING RECORD | | | | | | | | | | | | | |
| G | AB | R | H | 2B | 3B | HR | RBI | SB | SLG | BB | SO | AVG | |
| 39 | 87 | 7 | 25 | 3 | 0 | 1 | 10 | 0 | .356 | 7 | 15 | .287 | |
| CARDBOARD BASEBALL RATINGS | | | | | | | | | | | | | |
| AVG | H | | 2B | | 3B | | HR | | RBI | | SB | | |
| .287 | 25 | | 3 | | 0 | | 1 | | 1 | | 1 | | |
| DEFENSE RATING | | | | | | | | | | | | | |




















| | | | | | | | | | | | | | |
|--|-------------|----|----|----|----|----|-----|----|------|----|----|------|---|
| 293 | BRENT MAYNE | | | | | | | | | | | | C |
| HT: 6'1" WT: 195 BATS: LEFT THROWS: RIGHT BORN: 4-19-1968, Loma Linda, CA | | | | | | | | | | | | | |
| 1997 OAKLAND ATHLETICS BATTING RECORD | | | | | | | | | | | | | |
| G | AB | R | H | 2B | 3B | HR | RBI | SB | SLG | BB | SO | AVG | |
| 85 | 256 | 29 | 74 | 12 | 0 | 6 | 22 | 1 | .406 | 18 | 33 | .289 | |
| CARDBOARD BASEBALL RATINGS | | | | | | | | | | | | | |
| AVG | H | | 2B | | 3B | | HR | | RBI | | SB | | |
| .289 | 74 | | 12 | | 0 | | 6 | | 2 | | 1 | | |
| DEFENSE RATING | | | | | | | | | | | | | |

















| 290 | DAMON MASHORE | | | | | | | | | | | | OF |
| HT: 5'11" WT: 195 BATS: RIGHT THROWS: RIGHT BORN: 10-31-1969, Ponce, P.R. | | | | | | | | | | | | | |
| 1997 OAKLAND ATHLETICS BATTING RECORD | | | | | | | | | | | | | |
| G | AB | R | H | 2B | 3B | HR | RBI | SB | SLG | BB | SO | AVG |
| 92 | 279 | 55 | 69 | 10 | 2 | 3 | 18 | 5 | .330 | 50 | 82 | .247 |
| CARDBOARD BASEBALL RATINGS | | | | | | | | | | | | | |
| AVG | H | | 2B | | 3B | | HR | | RBI | | SB | |
| .247 | 69 | | 10 | | 2 | | 3 | | 1 | | 1 | |
| DEFENSE RATING | | | | | | | | | | | | | |
| OF: | | | | | | | | | | | | | |
| 294 | QUINTON MCCrackEN | | | | | | | | | | | | OF |
| HT: 5'7" WT: 170 BATS: BOTH THROWS: RIGHT BORN: 3-16-1970, Wilmington, NC | | | | | | | | | | | | | |
| 1997 COLORADO ROCKIES BATTING RECORD | | | | | | | | | | | | | |
| G | AB | R | H | 2B | 3B | HR | RBI | SB | SLG | BB | SO | AVG |
| 146 | 325 | 69 | 95 | 11 | 1 | 3 | 36 | 28 | .360 | 42 | 62 | .292 |
| CARDBOARD BASEBALL RATINGS | | | | | | | | | | | | | |
| AVG | H | | 2B | | 3B | | HR | | RBI | | SB | |
| .292 | 95 | | 11 | | 1 | | 3 | | 3 | | 3 | |
| DEFENSE RATING | | | | | | | | | | | | | |
| OF: | | | | | | | | | | | | | |
| 291 | MIKE MATHENY | | | | | | | | | | | | C |
| HT: 6'3" WT: 205 BATS: RIGHT THROWS: RIGHT BORN: 9-22-1970, Columbus, OH | | | | | | | | | | | | | |
| 1997 MILWAUKEE BREWERS BATTING RECORD | | | | | | | | | | | | | |
| G | AB | R | H | 2B | 3B | HR | RBI | SB | SLG | BB | SO | AVG |
| 123 | 320 | 29 | 78 | 16 | 1 | 4 | 32 | 0 | .338 | 17 | 68 | .244 |
| CARDBOARD BASEBALL RATINGS | | | | | | | | | | | | | |
| AVG | H | | 2B | | 3B | | HR | | RBI | | SB | |
| .244 | 78 | | 16 | | 1 | | 4 | | 3 | | 1 | |
| DEFENSE RATING | | | | | | | | | | | | | |
| 295 | JASON MCDONALD | | | | | | | | | | | | OF |
| HT: 5'8" WT: 175 BATS: BOTH THROWS: RIGHT BORN: 3-20-1972, Modesto, CA | | | | | | | | | | | | | |
| 1997 OAKLAND ATHLETICS BATTING RECORD | | | | | | | | | | | | | |
| G | AB | R | H | 2B | 3B | HR | RBI | SB | SLG | BB | SO | AVG |
| 78 | 236 | 47 | 62 | 11 | 4 | 4 | 14 | 13 | .394 | 36 | 49 | .263 |
| CARDBOARD BASEBALL RATINGS | | | | | | | | | | | | | |
| AVG | H | | 2B | | 3B | | HR | | RBI | | SB | |
| .263 | 62 | | 11 | | 4 | | 4 | | 1 | | 1 | |
| DEFENSE RATING | | | | | | | | | | | | | |
| OF: | | | | | | | | | | | | | |
| 292 | DERRICK MAY | | | | | | | | | | | | OF |
| HT: 6'4" WT: 210 BATS: LEFT THROWS: RIGHT BORN: 7-14-1968, Rochester, NY | | | | | | | | | | | | | |
| 1997 PHILADELPHIA PHILLIES BATTING RECORD | | | | | | | | | | | | | |
| G | AB | R | H | 2B | 3B | HR | RBI | SB | SLG | BB | SO | AVG |
| 83 | 149 | 8 | 34 | 5 | 1 | 1 | 13 | 4 | .295 | 8 | 26 | .228 |
| CARDBOARD BASEBALL RATINGS | | | | | | | | | | | | | |
| AVG | H | | 2B | | 3B | | HR | | RBI | | SB | |
| .228 | 34 | | 5 | | 1 | | 1 | | 1 | | 1 | |
| DEFENSE RATING | | | | | | | | | | | | | |
| OF: | | | | | | | | | | | | | |
| 296 | WILLIE MCGEE | | | | | | | | | | | | OF |
| HT: 6'1" WT: 175 BATS: BOTH THROWS: RIGHT BORN: 11-2-1958, San Francisco, CA | | | | | | | | | | | | | |
| 1997 ST. LOUIS CARDINALS BATTING RECORD | | | | | | | | | | | | | |
| G | AB | R | H | 2B | 3B | HR | RBI | SB | SLG | BB | SO | AVG |
| 122 | 300 | 29 | 90 | 19 | 4 | 3 | 38 | 8 | .420 | 22 | 59 | .300 |
| CARDBOARD BASEBALL RATINGS | | | | | | | | | | | | | |
| AVG | H | | 2B | | 3B | | HR | | RBI | | SB | |
| .300 | 90 | | 19 | | 4 | | 3 | | 3 | | 1 | |
| DEFENSE RATING | | | | | | | | | | | | | |
| OF: | | | | | | | | | | | | | |



















| | | | | | | | | | | | | | | | | | | | | | | | | | | | | | | | | | | | | | | | | | | | | | | | | | | | | | | | | | | | | | | | | | | | | | | | | | | | | | | | | | | | | | | | | | | | | | | | | | | | | | | | | | |
|--|-----|----|-----|----|-----|----|-----|----|------|-----|-----|------|---|----|---|---|----|----|----|-----|----|-----|----|----|-----|-----|-----|----|-----|----|---|----|-----|---|------|-----|-----|------|-----|---|----|----|----|-----|----|------|-----|----|---|----|----|---|---|--|--|--|--|--|--|--|--|--|--|--|--|---|----|---|---|----|----|----|-----|----|-----|----|----|-----|-----|-----|----|-----|----|---|----|----|----|------|----|----|------|-----|---|----|----|----|-----|----|------|-----|----|---|----|---|---|
| <div>297</div> <div>FRED MCGRUFF</div> <div>1B</div> <div>HT: 6'3" WT: 200 BATS: LEFT THROWS: LEFT</div> <div>BORN: 10-31-1963, Tampa, FL</div> <div>1997 ATLANTA BRAVES BATTING RECORD</div> <table><tr><td>G</td><td>AB</td><td>R</td><td>H</td><td>2B</td><td>3B</td><td>HR</td><td>RBI</td><td>SB</td><td>SLG</td><td>BB</td><td>SO</td><td>AVG</td></tr><tr><td>152</td><td>564</td><td>77</td><td>156</td><td>25</td><td>1</td><td>22</td><td>97</td><td>5</td><td>.441</td><td>68</td><td>112</td><td>.277</td></tr></table> <div>CARDBOARD BASEBALL RATINGS</div> <table><tr><td>AVG</td><td>H</td><td>2B</td><td>3B</td><td>HR</td><td>RBI</td><td>SB</td></tr><tr><td>.277</td><td>156</td><td>25</td><td>1</td><td>22</td><td>9</td><td>1</td></tr></table> <div>DEFENSE RATING</div> <div>1B: ♠♣</div> | | | | | | | | | | | | | G | AB | R | H | 2B | 3B | HR | RBI | SB | SLG | BB | SO | AVG | 152 | 564 | 77 | 156 | 25 | 1 | 22 | 97 | 5 | .441 | 68 | 112 | .277 | AVG | H | 2B | 3B | HR | RBI | SB | .277 | 156 | 25 | 1 | 22 | 9 | 1 | <div>301</div> <div>BILLY MCMILLON</div> <div>OF</div> <div>HT: 5'11" WT: 172 BATS: LEFT THROWS: LEFT</div> <div>BORN: 11-17-1971, Alamagordo, NM</div> <div>1997 PHILADELPHIA PHILLIES BATTING RECORD</div> <table><tr><td>G</td><td>AB</td><td>R</td><td>H</td><td>2B</td><td>3B</td><td>HR</td><td>RBI</td><td>SB</td><td>SLG</td><td>BB</td><td>SO</td><td>AVG</td></tr><tr><td>37</td><td>90</td><td>10</td><td>23</td><td>5</td><td>1</td><td>2</td><td>14</td><td>2</td><td>.400</td><td>6</td><td>24</td><td>.256</td></tr></table> <div>CARDBOARD BASEBALL RATINGS</div> <table><tr><td>AVG</td><td>H</td><td>2B</td><td>3B</td><td>HR</td><td>RBI</td><td>SB</td></tr><tr><td>.256</td><td>23</td><td>5</td><td>1</td><td>2</td><td>1</td><td>1</td></tr></table> <div>DEFENSE RATING</div> <div>OF: ♠♣</div> | | | | | | | | | | | | | G | AB | R | H | 2B | 3B | HR | RBI | SB | SLG | BB | SO | AVG | 37 | 90 | 10 | 23 | 5 | 1 | 2 | 14 | 2 | .400 | 6 | 24 | .256 | AVG | H | 2B | 3B | HR | RBI | SB | .256 | 23 | 5 | 1 | 2 | 1 | 1 |
| G | AB | R | H | 2B | 3B | HR | RBI | SB | SLG | BB | SO | AVG | | | | | | | | | | | | | | | | | | | | | | | | | | | | | | | | | | | | | | | | | | | | | | | | | | | | | | | | | | | | | | | | | | | | | | | | | | | | | | | | | | | | | | | | | | | | | |
| 152 | 564 | 77 | 156 | 25 | 1 | 22 | 97 | 5 | .441 | 68 | 112 | .277 | | | | | | | | | | | | | | | | | | | | | | | | | | | | | | | | | | | | | | | | | | | | | | | | | | | | | | | | | | | | | | | | | | | | | | | | | | | | | | | | | | | | | | | | | | | | | |
| AVG | H | 2B | 3B | HR | RBI | SB | | | | | | | | | | | | | | | | | | | | | | | | | | | | | | | | | | | | | | | | | | | | | | | | | | | | | | | | | | | | | | | | | | | | | | | | | | | | | | | | | | | | | | | | | | | | | | | | | | | |
| .277 | 156 | 25 | 1 | 22 | 9 | 1 | | | | | | | | | | | | | | | | | | | | | | | | | | | | | | | | | | | | | | | | | | | | | | | | | | | | | | | | | | | | | | | | | | | | | | | | | | | | | | | | | | | | | | | | | | | | | | | | | | | |
| G | AB | R | H | 2B | 3B | HR | RBI | SB | SLG | BB | SO | AVG | | | | | | | | | | | | | | | | | | | | | | | | | | | | | | | | | | | | | | | | | | | | | | | | | | | | | | | | | | | | | | | | | | | | | | | | | | | | | | | | | | | | | | | | | | | | | |
| 37 | 90 | 10 | 23 | 5 | 1 | 2 | 14 | 2 | .400 | 6 | 24 | .256 | | | | | | | | | | | | | | | | | | | | | | | | | | | | | | | | | | | | | | | | | | | | | | | | | | | | | | | | | | | | | | | | | | | | | | | | | | | | | | | | | | | | | | | | | | | | | |
| AVG | H | 2B | 3B | HR | RBI | SB | | | | | | | | | | | | | | | | | | | | | | | | | | | | | | | | | | | | | | | | | | | | | | | | | | | | | | | | | | | | | | | | | | | | | | | | | | | | | | | | | | | | | | | | | | | | | | | | | | | |
| .256 | 23 | 5 | 1 | 2 | 1 | 1 | | | | | | | | | | | | | | | | | | | | | | | | | | | | | | | | | | | | | | | | | | | | | | | | | | | | | | | | | | | | | | | | | | | | | | | | | | | | | | | | | | | | | | | | | | | | | | | | | | | |
| <div>298</div> <div>RYAN MCGUIRE</div> <div>OF-1B</div> <div>HT: 6'2" WT: 210 BATS: LEFT THROWS: LEFT</div> <div>BORN: 11-23-1971, Bellflower, CA</div> <div>1997 MONTREAL EXPOS BATTING RECORD</div> <table><tr><td>G</td><td>AB</td><td>R</td><td>H</td><td>2B</td><td>3B</td><td>HR</td><td>RBI</td><td>SB</td><td>SLG</td><td>BB</td><td>SO</td><td>AVG</td></tr><tr><td>84</td><td>199</td><td>22</td><td>51</td><td>15</td><td>2</td><td>3</td><td>17</td><td>1</td><td>.397</td><td>19</td><td>34</td><td>.256</td></tr></table> <div>CARDBOARD BASEBALL RATINGS</div> <table><tr><td>AVG</td><td>H</td><td>2B</td><td>3B</td><td>HR</td><td>RBI</td><td>SB</td></tr><tr><td>.256</td><td>51</td><td>15</td><td>2</td><td>3</td><td>1</td><td>1</td></tr></table> <div>DEFENSE RATING</div> <div>OF: ♠♣ 1B: ♠</div> | | | | | | | | | | | | | G | AB | R | H | 2B | 3B | HR | RBI | SB | SLG | BB | SO | AVG | 84 | 199 | 22 | 51 | 15 | 2 | 3 | 17 | 1 | .397 | 19 | 34 | .256 | AVG | H | 2B | 3B | HR | RBI | SB | .256 | 51 | 15 | 2 | 3 | 1 | 1 | <div>302</div> <div>BRIAN MCRAE</div> <div>OF</div> <div>HT: 6'0" WT: 175 BATS: BOTH THROWS: RIGHT</div> <div>BORN: 8-27-1967, Bradenton, FL</div> <div>1997 NEW YORK METS BATTING RECORD</div> <table><tr><td>G</td><td>AB</td><td>R</td><td>H</td><td>2B</td><td>3B</td><td>HR</td><td>RBI</td><td>SB</td><td>SLG</td><td>BB</td><td>SO</td><td>AVG</td></tr><tr><td>153</td><td>562</td><td>86</td><td>136</td><td>32</td><td>7</td><td>11</td><td>43</td><td>17</td><td>.383</td><td>65</td><td>84</td><td>.242</td></tr></table> <div>CARDBOARD BASEBALL RATINGS</div> <table><tr><td>AVG</td><td>H</td><td>2B</td><td>3B</td><td>HR</td><td>RBI</td><td>SB</td></tr><tr><td>.242</td><td>136</td><td>32</td><td>7</td><td>11</td><td>4</td><td>2</td></tr></table> <div>DEFENSE RATING</div> <div>OF: ♠♣</div> | | | | | | | | | | | | | G | AB | R | H | 2B | 3B | HR | RBI | SB | SLG | BB | SO | AVG | 153 | 562 | 86 | 136 | 32 | 7 | 11 | 43 | 17 | .383 | 65 | 84 | .242 | AVG | H | 2B | 3B | HR | RBI | SB | .242 | 136 | 32 | 7 | 11 | 4 | 2 |
| G | AB | R | H | 2B | 3B | HR | RBI | SB | SLG | BB | SO | AVG | | | | | | | | | | | | | | | | | | | | | | | | | | | | | | | | | | | | | | | | | | | | | | | | | | | | | | | | | | | | | | | | | | | | | | | | | | | | | | | | | | | | | | | | | | | | | |
| 84 | 199 | 22 | 51 | 15 | 2 | 3 | 17 | 1 | .397 | 19 | 34 | .256 | | | | | | | | | | | | | | | | | | | | | | | | | | | | | | | | | | | | | | | | | | | | | | | | | | | | | | | | | | | | | | | | | | | | | | | | | | | | | | | | | | | | | | | | | | | | | |
| AVG | H | 2B | 3B | HR | RBI | SB | | | | | | | | | | | | | | | | | | | | | | | | | | | | | | | | | | | | | | | | | | | | | | | | | | | | | | | | | | | | | | | | | | | | | | | | | | | | | | | | | | | | | | | | | | | | | | | | | | | |
| .256 | 51 | 15 | 2 | 3 | 1 | 1 | | | | | | | | | | | | | | | | | | | | | | | | | | | | | | | | | | | | | | | | | | | | | | | | | | | | | | | | | | | | | | | | | | | | | | | | | | | | | | | | | | | | | | | | | | | | | | | | | | | |
| G | AB | R | H | 2B | 3B | HR | RBI | SB | SLG | BB | SO | AVG | | | | | | | | | | | | | | | | | | | | | | | | | | | | | | | | | | | | | | | | | | | | | | | | | | | | | | | | | | | | | | | | | | | | | | | | | | | | | | | | | | | | | | | | | | | | | |
| 153 | 562 | 86 | 136 | 32 | 7 | 11 | 43 | 17 | .383 | 65 | 84 | .242 | | | | | | | | | | | | | | | | | | | | | | | | | | | | | | | | | | | | | | | | | | | | | | | | | | | | | | | | | | | | | | | | | | | | | | | | | | | | | | | | | | | | | | | | | | | | | |
| AVG | H | 2B | 3B | HR | RBI | SB | | | | | | | | | | | | | | | | | | | | | | | | | | | | | | | | | | | | | | | | | | | | | | | | | | | | | | | | | | | | | | | | | | | | | | | | | | | | | | | | | | | | | | | | | | | | | | | | | | | |
| .242 | 136 | 32 | 7 | 11 | 4 | 2 | | | | | | | | | | | | | | | | | | | | | | | | | | | | | | | | | | | | | | | | | | | | | | | | | | | | | | | | | | | | | | | | | | | | | | | | | | | | | | | | | | | | | | | | | | | | | | | | | | | |
| <div>299</div> <div>MARK MCGWIRE</div> <div>1B</div> <div>HT: 6'5" WT: 215 BATS: RIGHT THROWS: RIGHT</div> <div>BORN: 10-1-1963, Pomona, CA</div> <div>1997 ST. LOUIS CARDINALS BATTING RECORD</div> <table><tr><td>G</td><td>AB</td><td>R</td><td>H</td><td>2B</td><td>3B</td><td>HR</td><td>RBI</td><td>SB</td><td>SLG</td><td>BB</td><td>SO</td><td>AVG</td></tr><tr><td>156</td><td>540</td><td>86</td><td>148</td><td>27</td><td>0</td><td>58</td><td>123</td><td>3</td><td>.646</td><td>101</td><td>159</td><td>.274</td></tr></table> <div>CARDBOARD BASEBALL RATINGS</div> <table><tr><td>AVG</td><td>H</td><td>2B</td><td>3B</td><td>HR</td><td>RBI</td><td>SB</td></tr><tr><td>.274</td><td>148</td><td>27</td><td>0</td><td>58</td><td>12</td><td>1</td></tr></table> <div>DEFENSE RATING</div> <div>1B: ♠♣</div> | | | | | | | | | | | | | G | AB | R | H | 2B | 3B | HR | RBI | SB | SLG | BB | SO | AVG | 156 | 540 | 86 | 148 | 27 | 0 | 58 | 123 | 3 | .646 | 101 | 159 | .274 | AVG | H | 2B | 3B | HR | RBI | SB | .274 | 148 | 27 | 0 | 58 | 12 | 1 | <div>303</div> <div>PAT MEARES</div> <div>SS</div> <div>HT: 6'0" WT: 185 BATS: RIGHT THROWS: RIGHT</div> <div>BORN: 9-6-1968, Salina, KS</div> <div>1997 MINNESOTA TWINS BATTING RECORD</div> <table><tr><td>G</td><td>AB</td><td>R</td><td>H</td><td>2B</td><td>3B</td><td>HR</td><td>RBI</td><td>SB</td><td>SLG</td><td>BB</td><td>SO</td><td>AVG</td></tr><tr><td>134</td><td>439</td><td>63</td><td>121</td><td>23</td><td>3</td><td>10</td><td>60</td><td>7</td><td>.410</td><td>18</td><td>86</td><td>.276</td></tr></table> <div>CARDBOARD BASEBALL RATINGS</div> <table><tr><td>AVG</td><td>H</td><td>2B</td><td>3B</td><td>HR</td><td>RBI</td><td>SB</td></tr><tr><td>.276</td><td>121</td><td>23</td><td>3</td><td>10</td><td>6</td><td>1</td></tr></table> <div>DEFENSE RATING</div> <div>SS: ♠♣</div> | | | | | | | | | | | | | G | AB | R | H | 2B | 3B | HR | RBI | SB | SLG | BB | SO | AVG | 134 | 439 | 63 | 121 | 23 | 3 | 10 | 60 | 7 | .410 | 18 | 86 | .276 | AVG | H | 2B | 3B | HR | RBI | SB | .276 | 121 | 23 | 3 | 10 | 6 | 1 |
| G | AB | R | H | 2B | 3B | HR | RBI | SB | SLG | BB | SO | AVG | | | | | | | | | | | | | | | | | | | | | | | | | | | | | | | | | | | | | | | | | | | | | | | | | | | | | | | | | | | | | | | | | | | | | | | | | | | | | | | | | | | | | | | | | | | | | |
| 156 | 540 | 86 | 148 | 27 | 0 | 58 | 123 | 3 | .646 | 101 | 159 | .274 | | | | | | | | | | | | | | | | | | | | | | | | | | | | | | | | | | | | | | | | | | | | | | | | | | | | | | | | | | | | | | | | | | | | | | | | | | | | | | | | | | | | | | | | | | | | | |
| AVG | H | 2B | 3B | HR | RBI | SB | | | | | | | | | | | | | | | | | | | | | | | | | | | | | | | | | | | | | | | | | | | | | | | | | | | | | | | | | | | | | | | | | | | | | | | | | | | | | | | | | | | | | | | | | | | | | | | | | | | |
| .274 | 148 | 27 | 0 | 58 | 12 | 1 | | | | | | | | | | | | | | | | | | | | | | | | | | | | | | | | | | | | | | | | | | | | | | | | | | | | | | | | | | | | | | | | | | | | | | | | | | | | | | | | | | | | | | | | | | | | | | | | | | | |
| G | AB | R | H | 2B | 3B | HR | RBI | SB | SLG | BB | SO | AVG | | | | | | | | | | | | | | | | | | | | | | | | | | | | | | | | | | | | | | | | | | | | | | | | | | | | | | | | | | | | | | | | | | | | | | | | | | | | | | | | | | | | | | | | | | | | | |
| 134 | 439 | 63 | 121 | 23 | 3 | 10 | 60 | 7 | .410 | 18 | 86 | .276 | | | | | | | | | | | | | | | | | | | | | | | | | | | | | | | | | | | | | | | | | | | | | | | | | | | | | | | | | | | | | | | | | | | | | | | | | | | | | | | | | | | | | | | | | | | | | |
| AVG | H | 2B | 3B | HR | RBI | SB | | | | | | | | | | | | | | | | | | | | | | | | | | | | | | | | | | | | | | | | | | | | | | | | | | | | | | | | | | | | | | | | | | | | | | | | | | | | | | | | | | | | | | | | | | | | | | | | | | | |
| .276 | 121 | 23 | 3 | 10 | 6 | 1 | | | | | | | | | | | | | | | | | | | | | | | | | | | | | | | | | | | | | | | | | | | | | | | | | | | | | | | | | | | | | | | | | | | | | | | | | | | | | | | | | | | | | | | | | | | | | | | | | | | |
| <div>300</div> <div>MARK MCLEMORE</div> <div>2B</div> <div>HT: 5'11" WT: 175 BATS: BOTH THROWS: RIGHT</div> <div>BORN: 10-4-1964, San Diego, CA</div> <div>1997 TEXAS RANGERS BATTING RECORD</div> <table><tr><td>G</td><td>AB</td><td>R</td><td>H</td><td>2B</td><td>3B</td><td>HR</td><td>RBI</td><td>SB</td><td>SLG</td><td>BB</td><td>SO</td><td>AVG</td></tr><tr><td>89</td><td>349</td><td>47</td><td>91</td><td>17</td><td>2</td><td>1</td><td>25</td><td>7</td><td>.330</td><td>40</td><td>54</td><td>.261</td></tr></table> <div>CARDBOARD BASEBALL RATINGS</div> <table><tr><td>AVG</td><td>H</td><td>2B</td><td>3B</td><td>HR</td><td>RBI</td><td>SB</td></tr><tr><td>.261</td><td>91</td><td>17</td><td>2</td><td>1</td><td>2</td><td>1</td></tr></table> <div>DEFENSE RATING</div> <div>2B: ♠♣</div> | | | | | | | | | | | | | G | AB | R | H | 2B | 3B | HR | RBI | SB | SLG | BB | SO | AVG | 89 | 349 | 47 | 91 | 17 | 2 | 1 | 25 | 7 | .330 | 40 | 54 | .261 | AVG | H | 2B | 3B | HR | RBI | SB | .261 | 91 | 17 | 2 | 1 | 2 | 1 | <div>304</div> <div>HENRY MERCEDES</div> <div>C</div> <div>HT: 5'11" WT: 185 BATS: RIGHT THROWS: RIGHT</div> <div>BORN: 7-23-1969, Santo Domingo, D.R.</div> <div>1997 TEXAS RANGERS BATTING RECORD</div> <table><tr><td>G</td><td>AB</td><td>R</td><td>H</td><td>2B</td><td>3B</td><td>HR</td><td>RBI</td><td>SB</td><td>SLG</td><td>BB</td><td>SO</td><td>AVG</td></tr><tr><td>23</td><td>47</td><td>4</td><td>10</td><td>4</td><td>0</td><td>0</td><td>4</td><td>0</td><td>.298</td><td>6</td><td>25</td><td>.213</td></tr></table> <div>CARDBOARD BASEBALL RATINGS</div> <table><tr><td>AVG</td><td>H</td><td>2B</td><td>3B</td><td>HR</td><td>RBI</td><td>SB</td></tr><tr><td>.213</td><td>10</td><td>4</td><td>0</td><td>0</td><td>0</td><td>1</td></tr></table> <div>DEFENSE RATING</div> | | | | | | | | | | | | | G | AB | R | H | 2B | 3B | HR | RBI | SB | SLG | BB | SO | AVG | 23 | 47 | 4 | 10 | 4 | 0 | 0 | 4 | 0 | .298 | 6 | 25 | .213 | AVG | H | 2B | 3B | HR | RBI | SB | .213 | 10 | 4 | 0 | 0 | 0 | 1 |
| G | AB | R | H | 2B | 3B | HR | RBI | SB | SLG | BB | SO | AVG | | | | | | | | | | | | | | | | | | | | | | | | | | | | | | | | | | | | | | | | | | | | | | | | | | | | | | | | | | | | | | | | | | | | | | | | | | | | | | | | | | | | | | | | | | | | | |
| 89 | 349 | 47 | 91 | 17 | 2 | 1 | 25 | 7 | .330 | 40 | 54 | .261 | | | | | | | | | | | | | | | | | | | | | | | | | | | | | | | | | | | | | | | | | | | | | | | | | | | | | | | | | | | | | | | | | | | | | | | | | | | | | | | | | | | | | | | | | | | | | |
| AVG | H | 2B | 3B | HR | RBI | SB | | | | | | | | | | | | | | | | | | | | | | | | | | | | | | | | | | | | | | | | | | | | | | | | | | | | | | | | | | | | | | | | | | | | | | | | | | | | | | | | | | | | | | | | | | | | | | | | | | | |
| .261 | 91 | 17 | 2 | 1 | 2 | 1 | | | | | | | | | | | | | | | | | | | | | | | | | | | | | | | | | | | | | | | | | | | | | | | | | | | | | | | | | | | | | | | | | | | | | | | | | | | | | | | | | | | | | | | | | | | | | | | | | | | |
| G | AB | R | H | 2B | 3B | HR | RBI | SB | SLG | BB | SO | AVG | | | | | | | | | | | | | | | | | | | | | | | | | | | | | | | | | | | | | | | | | | | | | | | | | | | | | | | | | | | | | | | | | | | | | | | | | | | | | | | | | | | | | | | | | | | | | |
| 23 | 47 | 4 | 10 | 4 | 0 | 0 | 4 | 0 | .298 | 6 | 25 | .213 | | | | | | | | | | | | | | | | | | | | | | | | | | | | | | | | | | | | | | | | | | | | | | | | | | | | | | | | | | | | | | | | | | | | | | | | | | | | | | | | | | | | | | | | | | | | | |
| AVG | H | 2B | 3B | HR | RBI | SB | | | | | | | | | | | | | | | | | | | | | | | | | | | | | | | | | | | | | | | | | | | | | | | | | | | | | | | | | | | | | | | | | | | | | | | | | | | | | | | | | | | | | | | | | | | | | | | | | | | |
| .213 | 10 | 4 | 0 | 0 | 0 | 1 | | | | | | | | | | | | | | | | | | | | | | | | | | | | | | | | | | | | | | | | | | | | | | | | | | | | | | | | | | | | | | | | | | | | | | | | | | | | | | | | | | | | | | | | | | | | | | | | | | | |


| | | | | | | | | | | | | | | | | | | | | | | | | | | | | | | | | | | | | | | | | | | | | | | | |
|-----|----------------|----|---|---|---|----|---|---|----|----|----|-----|----|-----|----|----|-----|-----|-----|----|-----|----|---|----|----|----|------|----|-----|------|----------------------------|-----|---|----|----|----|-----|----|------|-----|----|---|----|---|---|----------------|---|
| 305 | ORLANDO MERCED | OF | HT: 6'0" WT: 180 BATS: BOTH THROWS: RIGHT BORN: 11-2-1966, Hato Rey, P.R. | 1997 TORONTO BLUE JAYS BATTING RECORD | G | AB | R | H | 2B | 3B | HR | RBI | SB | SLG | BB | SO | AVG | 98 | 368 | 45 | 98 | 23 | 2 | 9 | 40 | 7 | .413 | 47 | 62 | .266 | CARDBOARD BASEBALL RATINGS | AVG | H | 2B | 3B | HR | RBI | SB | .266 | 98 | 23 | 2 | 9 | 4 | 1 | DEFENSE RATING | OF:  |
| 309 | KEVIN MITCHELL | OF | HT: 5'10" WT: 186 BATS: RIGHT THROWS: RIGHT BORN: 1-13-1962, San Diego, CA | 1997 CLEVELAND INDIANS BATTING RECORD | G | AB | R | H | 2B | 3B | HR | RBI | SB | SLG | BB | SO | AVG | 20 | 59 | 7 | 9 | 1 | 0 | 4 | 11 | 1 | .373 | 9 | 11 | .153 | CARDBOARD BASEBALL RATINGS | AVG | H | 2B | 3B | HR | RBI | SB | .153 | 9 | 1 | 0 | 4 | 1 | 1 | DEFENSE RATING | OF:  |
| 306 | MATT MIESKE | OF | HT: 6'0" WT: 185 BATS: RIGHT THROWS: RIGHT BORN: 2-13-1968, Midland, MI | 1997 MILWAUKEE BREWERS BATTING RECORD | G | AB | R | H | 2B | 3B | HR | RBI | SB | SLG | BB | SO | AVG | 84 | 253 | 39 | 63 | 15 | 3 | 5 | 21 | 1 | .391 | 19 | 50 | .249 | CARDBOARD BASEBALL RATINGS | AVG | H | 2B | 3B | HR | RBI | SB | .249 | 63 | 15 | 3 | 5 | 2 | 1 | DEFENSE RATING | OF:  |
| 310 | IZZY MOLINA | C | HT: 6'1" WT: 200 BATS: RIGHT THROWS: RIGHT BORN: 6-3-1971, New York, NY | 1997 OAKLAND ATHLETICS BATTING RECORD | G | AB | R | H | 2B | 3B | HR | RBI | SB | SLG | BB | SO | AVG | 48 | 111 | 6 | 22 | 3 | 1 | 3 | 7 | 0 | .324 | 3 | 17 | .198 | CARDBOARD BASEBALL RATINGS | AVG | H | 2B | 3B | HR | RBI | SB | .198 | 22 | 3 | 1 | 3 | 0 | 1 | DEFENSE RATING | |
| 307 | DAMIAN MILLER | C | HT: 6'3" WT: 202 BATS: RIGHT THROWS: RIGHT BORN: 10-13-1969, LaCrosse, WI | 1997 MINNESOTA TWINS BATTING RECORD | G | AB | R | H | 2B | 3B | HR | RBI | SB | SLG | BB | SO | AVG | 25 | 66 | 5 | 18 | 1 | 0 | 2 | 13 | 0 | .379 | 2 | 12 | .273 | CARDBOARD BASEBALL RATINGS | AVG | H | 2B | 3B | HR | RBI | SB | .273 | 18 | 1 | 0 | 2 | 1 | 1 | DEFENSE RATING | |
| 311 | PAUL MOLITOR | 1B | HT: 6'0" WT: 185 BATS: RIGHT THROWS: RIGHT BORN: 8-22-1956, St. Paul, MN | 1997 MINNESOTA TWINS BATTING RECORD | G | AB | R | H | 2B | 3B | HR | RBI | SB | SLG | BB | SO | AVG | 135 | 538 | 63 | 164 | 32 | 4 | 10 | 89 | 11 | .435 | 45 | 73 | .305 | CARDBOARD BASEBALL RATINGS | AVG | H | 2B | 3B | HR | RBI | SB | .305 | 164 | 32 | 4 | 10 | 8 | 1 | DEFENSE RATING | 1B:  |
| 308 | ORLANDO MILLER | SS | HT: 6'1" WT: 180 BATS: RIGHT THROWS: RIGHT BORN: 1-13-1969, Changuinola, Panama | 1997 DETROIT TIGERS BATTING RECORD | G | AB | R | H | 2B | 3B | HR | RBI | SB | SLG | BB | SO | AVG | 50 | 111 | 13 | 26 | 7 | 1 | 2 | 10 | 1 | .369 | 5 | 24 | .234 | CARDBOARD BASEBALL RATINGS | AVG | H | 2B | 3B | HR | RBI | SB | .234 | 26 | 7 | 1 | 2 | 1 | 1 | DEFENSE RATING | SS:  |
| 312 | RAUL MONDESI | OF | HT: 5'11" WT: 202 BATS: RIGHT THROWS: RIGHT BORN: 3-12-1971, San Cristobal, D.R. | 1997 LOS ANGELES DODGERS BATTING RECORD | G | AB | R | H | 2B | 3B | HR | RBI | SB | SLG | BB | SO | AVG | 159 | 616 | 95 | 191 | 42 | 5 | 30 | 87 | 32 | .541 | 44 | 105 | .310 | CARDBOARD BASEBALL RATINGS | AVG | H | 2B | 3B | HR | RBI | SB | .310 | 191 | 42 | 5 | 30 | 8 | 3 | DEFENSE RATING | OF:  |

| <div>313</div> <div>RAY MONTGOMERY</div> <div>OF</div> <div>HT: 6'3" WT: 195 BATS: RIGHT THROWS: RIGHT</div> <div>BORN: 8-8-1969, Bronxville, NY</div> <div>1997 HOUSTON ASTROS BATTING RECORD</div> <table><tr><th>G</th><th>AB</th><th>R</th><th>H</th><th>2B</th><th>3B</th><th>HR</th><th>RBI</th><th>SB</th><th>SLG</th><th>BB</th><th>SO</th><th>AVG</th></tr><tr><td>29</td><td>68</td><td>8</td><td>16</td><td>4</td><td>1</td><td>0</td><td>4</td><td>0</td><td>.324</td><td>5</td><td>18</td><td>.235</td></tr></table> <div>CARDBOARD BASEBALL RATINGS</div> <table><tr><th>AVG</th><th>H</th><th>2B</th><th>3B</th><th>HR</th><th>RBI</th><th>SB</th></tr><tr><td>.235</td><td>16</td><td>4</td><td>1</td><td>0</td><td>0</td><td>1</td></tr></table> <div>DEFENSE RATING</div> <div>OF: </div> | | | | | | | | | | | | | G | AB | R | H | 2B | 3B | HR | RBI | SB | SLG | BB | SO | AVG | 29 | 68 | 8 | 16 | 4 | 1 | 0 | 4 | 0 | .324 | 5 | 18 | .235 | AVG | H | 2B | 3B | HR | RBI | SB | .235 | 16 | 4 | 1 | 0 | 0 | 1 | <div>317</div> <div>JAMES MOUTON</div> <div>OF</div> <div>HT: 5'9" WT: 175 BATS: RIGHT THROWS: RIGHT</div> <div>BORN: 12-19-1968, Denver, CO</div> <div>1997 HOUSTON ASTROS BATTING RECORD</div> <table><tr><th>G</th><th>AB</th><th>R</th><th>H</th><th>2B</th><th>3B</th><th>HR</th><th>RBI</th><th>SB</th><th>SLG</th><th>BB</th><th>SO</th><th>AVG</th></tr><tr><td>86</td><td>180</td><td>24</td><td>38</td><td>9</td><td>1</td><td>3</td><td>23</td><td>9</td><td>.322</td><td>18</td><td>30</td><td>.211</td></tr></table> <div>CARDBOARD BASEBALL RATINGS</div> <table><tr><th>AVG</th><th>H</th><th>2B</th><th>3B</th><th>HR</th><th>RBI</th><th>SB</th></tr><tr><td>.211</td><td>38</td><td>9</td><td>1</td><td>3</td><td>2</td><td>1</td></tr></table> <div>DEFENSE RATING</div> <div>OF: </div> | | | | | | | | | | | | | G | AB | R | H | 2B | 3B | HR | RBI | SB | SLG | BB | SO | AVG | 86 | 180 | 24 | 38 | 9 | 1 | 3 | 23 | 9 | .322 | 18 | 30 | .211 | AVG | H | 2B | 3B | HR | RBI | SB | .211 | 38 | 9 | 1 | 3 | 2 | 1 |
|--|-----|----|-----|----|-----|----|-----|----|------|----|----|------|---|----|---|---|----|----|----|-----|----|-----|----|----|-----|-----|-----|----|-----|----|---|---|----|----|------|----|----|------|-----|---|----|----|----|-----|----|------|-----|----|---|---|---|---|--|--|--|--|--|--|--|--|--|--|--|--|--|---|----|---|---|----|----|----|-----|----|-----|----|----|-----|-----|-----|----|-----|----|---|---|----|---|------|----|----|------|-----|---|----|----|----|-----|----|------|-----|----|---|---|---|---|
| G | AB | R | H | 2B | 3B | HR | RBI | SB | SLG | BB | SO | AVG | | | | | | | | | | | | | | | | | | | | | | | | | | | | | | | | | | | | | | | | | | | | | | | | | | | | | | | | | | | | | | | | | | | | | | | | | | | | | | | | | | | | | | | | | | | | | |
| 29 | 68 | 8 | 16 | 4 | 1 | 0 | 4 | 0 | .324 | 5 | 18 | .235 | | | | | | | | | | | | | | | | | | | | | | | | | | | | | | | | | | | | | | | | | | | | | | | | | | | | | | | | | | | | | | | | | | | | | | | | | | | | | | | | | | | | | | | | | | | | | |
| AVG | H | 2B | 3B | HR | RBI | SB | | | | | | | | | | | | | | | | | | | | | | | | | | | | | | | | | | | | | | | | | | | | | | | | | | | | | | | | | | | | | | | | | | | | | | | | | | | | | | | | | | | | | | | | | | | | | | | | | | | |
| .235 | 16 | 4 | 1 | 0 | 0 | 1 | | | | | | | | | | | | | | | | | | | | | | | | | | | | | | | | | | | | | | | | | | | | | | | | | | | | | | | | | | | | | | | | | | | | | | | | | | | | | | | | | | | | | | | | | | | | | | | | | | | |
| G | AB | R | H | 2B | 3B | HR | RBI | SB | SLG | BB | SO | AVG | | | | | | | | | | | | | | | | | | | | | | | | | | | | | | | | | | | | | | | | | | | | | | | | | | | | | | | | | | | | | | | | | | | | | | | | | | | | | | | | | | | | | | | | | | | | | |
| 86 | 180 | 24 | 38 | 9 | 1 | 3 | 23 | 9 | .322 | 18 | 30 | .211 | | | | | | | | | | | | | | | | | | | | | | | | | | | | | | | | | | | | | | | | | | | | | | | | | | | | | | | | | | | | | | | | | | | | | | | | | | | | | | | | | | | | | | | | | | | | | |
| AVG | H | 2B | 3B | HR | RBI | SB | | | | | | | | | | | | | | | | | | | | | | | | | | | | | | | | | | | | | | | | | | | | | | | | | | | | | | | | | | | | | | | | | | | | | | | | | | | | | | | | | | | | | | | | | | | | | | | | | | | |
| .211 | 38 | 9 | 1 | 3 | 2 | 1 | | | | | | | | | | | | | | | | | | | | | | | | | | | | | | | | | | | | | | | | | | | | | | | | | | | | | | | | | | | | | | | | | | | | | | | | | | | | | | | | | | | | | | | | | | | | | | | | | | | |
| <div>314</div> <div>MICKEY MORANDINI</div> <div>2B</div> <div>HT: 5'11" WT: 170 BATS: LEFT THROWS: RIGHT</div> <div>BORN: 4-22-1966, Kittanning, PA</div> <div>1997 PHILADELPHIA PHILLIES BATTING RECORD</div> <table><tr><th>G</th><th>AB</th><th>R</th><th>H</th><th>2B</th><th>3B</th><th>HR</th><th>RBI</th><th>SB</th><th>SLG</th><th>BB</th><th>SO</th><th>AVG</th></tr><tr><td>150</td><td>553</td><td>83</td><td>163</td><td>40</td><td>2</td><td>1</td><td>39</td><td>16</td><td>.380</td><td>62</td><td>91</td><td>.295</td></tr></table> <div>CARDBOARD BASEBALL RATINGS</div> <table><tr><th>AVG</th><th>H</th><th>2B</th><th>3B</th><th>HR</th><th>RBI</th><th>SB</th></tr><tr><td>.295</td><td>163</td><td>40</td><td>2</td><td>1</td><td>3</td><td>2</td></tr></table> <div>DEFENSE RATING</div> <div>2B: </div> | | | | | | | | | | | | | G | AB | R | H | 2B | 3B | HR | RBI | SB | SLG | BB | SO | AVG | 150 | 553 | 83 | 163 | 40 | 2 | 1 | 39 | 16 | .380 | 62 | 91 | .295 | AVG | H | 2B | 3B | HR | RBI | SB | .295 | 163 | 40 | 2 | 1 | 3 | 2 | <div>318</div> <div>LYLE MOUTON</div> <div>OF</div> <div>HT: 6'4" WT: 240 BATS: RIGHT THROWS: RIGHT</div> <div>BORN: 5-13-1969, Lafayette, LA</div> <div>1997 CHICAGO WHITE SOX BATTING RECORD</div> <table><tr><th>G</th><th>AB</th><th>R</th><th>H</th><th>2B</th><th>3B</th><th>HR</th><th>RBI</th><th>SB</th><th>SLG</th><th>BB</th><th>SO</th><th>AVG</th></tr><tr><td>88</td><td>242</td><td>26</td><td>65</td><td>9</td><td>0</td><td>5</td><td>23</td><td>4</td><td>.368</td><td>14</td><td>66</td><td>.269</td></tr></table> <div>CARDBOARD BASEBALL RATINGS</div> <table><tr><th>AVG</th><th>H</th><th>2B</th><th>3B</th><th>HR</th><th>RBI</th><th>SB</th></tr><tr><td>.269</td><td>65</td><td>9</td><td>0</td><td>5</td><td>2</td><td>1</td></tr></table> <div>DEFENSE RATING</div> <div>OF: </div> | | | | | | | | | | | | | G | AB | R | H | 2B | 3B | HR | RBI | SB | SLG | BB | SO | AVG | 88 | 242 | 26 | 65 | 9 | 0 | 5 | 23 | 4 | .368 | 14 | 66 | .269 | AVG | H | 2B | 3B | HR | RBI | SB | .269 | 65 | 9 | 0 | 5 | 2 | 1 |
| G | AB | R | H | 2B | 3B | HR | RBI | SB | SLG | BB | SO | AVG | | | | | | | | | | | | | | | | | | | | | | | | | | | | | | | | | | | | | | | | | | | | | | | | | | | | | | | | | | | | | | | | | | | | | | | | | | | | | | | | | | | | | | | | | | | | | |
| 150 | 553 | 83 | 163 | 40 | 2 | 1 | 39 | 16 | .380 | 62 | 91 | .295 | | | | | | | | | | | | | | | | | | | | | | | | | | | | | | | | | | | | | | | | | | | | | | | | | | | | | | | | | | | | | | | | | | | | | | | | | | | | | | | | | | | | | | | | | | | | | |
| AVG | H | 2B | 3B | HR | RBI | SB | | | | | | | | | | | | | | | | | | | | | | | | | | | | | | | | | | | | | | | | | | | | | | | | | | | | | | | | | | | | | | | | | | | | | | | | | | | | | | | | | | | | | | | | | | | | | | | | | | | |
| .295 | 163 | 40 | 2 | 1 | 3 | 2 | | | | | | | | | | | | | | | | | | | | | | | | | | | | | | | | | | | | | | | | | | | | | | | | | | | | | | | | | | | | | | | | | | | | | | | | | | | | | | | | | | | | | | | | | | | | | | | | | | | |
| G | AB | R | H | 2B | 3B | HR | RBI | SB | SLG | BB | SO | AVG | | | | | | | | | | | | | | | | | | | | | | | | | | | | | | | | | | | | | | | | | | | | | | | | | | | | | | | | | | | | | | | | | | | | | | | | | | | | | | | | | | | | | | | | | | | | | |
| 88 | 242 | 26 | 65 | 9 | 0 | 5 | 23 | 4 | .368 | 14 | 66 | .269 | | | | | | | | | | | | | | | | | | | | | | | | | | | | | | | | | | | | | | | | | | | | | | | | | | | | | | | | | | | | | | | | | | | | | | | | | | | | | | | | | | | | | | | | | | | | | |
| AVG | H | 2B | 3B | HR | RBI | SB | | | | | | | | | | | | | | | | | | | | | | | | | | | | | | | | | | | | | | | | | | | | | | | | | | | | | | | | | | | | | | | | | | | | | | | | | | | | | | | | | | | | | | | | | | | | | | | | | | | |
| .269 | 65 | 9 | 0 | 5 | 2 | 1 | | | | | | | | | | | | | | | | | | | | | | | | | | | | | | | | | | | | | | | | | | | | | | | | | | | | | | | | | | | | | | | | | | | | | | | | | | | | | | | | | | | | | | | | | | | | | | | | | | | |
| <div>315</div> <div>MIKE MORDECAI</div> <div>3B</div> <div>HT: 5'11" WT: 175 BATS: RIGHT THROWS: RIGHT</div> <div>BORN: 12-13-1967, Birmingham, AL</div> <div>1997 ATLANTA BRAVES BATTING RECORD</div> <table><tr><th>G</th><th>AB</th><th>R</th><th>H</th><th>2B</th><th>3B</th><th>HR</th><th>RBI</th><th>SB</th><th>SLG</th><th>BB</th><th>SO</th><th>AVG</th></tr><tr><td>61</td><td>81</td><td>8</td><td>14</td><td>2</td><td>1</td><td>0</td><td>3</td><td>0</td><td>.222</td><td>6</td><td>16</td><td>.173</td></tr></table> <div>CARDBOARD BASEBALL RATINGS</div> <table><tr><th>AVG</th><th>H</th><th>2B</th><th>3B</th><th>HR</th><th>RBI</th><th>SB</th></tr><tr><td>.173</td><td>14</td><td>2</td><td>1</td><td>0</td><td>0</td><td>1</td></tr></table> <div>DEFENSE RATING</div> <div>3B: </div> | | | | | | | | | | | | | G | AB | R | H | 2B | 3B | HR | RBI | SB | SLG | BB | SO | AVG | 61 | 81 | 8 | 14 | 2 | 1 | 0 | 3 | 0 | .222 | 6 | 16 | .173 | AVG | H | 2B | 3B | HR | RBI | SB | .173 | 14 | 2 | 1 | 0 | 0 | 1 | <div>319</div> <div>BILL MUELLER</div> <div>3B</div> <div>HT: 5'11" WT: 175 BATS: BOTH THROWS: RIGHT</div> <div>BORN: 3-17-1971, Maryland Heights, MO</div> <div>1997 SAN FRANCISCO GIANTS BATTING RECORD</div> <table><tr><th>G</th><th>AB</th><th>R</th><th>H</th><th>2B</th><th>3B</th><th>HR</th><th>RBI</th><th>SB</th><th>SLG</th><th>BB</th><th>SO</th><th>AVG</th></tr><tr><td>128</td><td>390</td><td>51</td><td>114</td><td>26</td><td>3</td><td>7</td><td>44</td><td>4</td><td>.428</td><td>48</td><td>71</td><td>.292</td></tr></table> <div>CARDBOARD BASEBALL RATINGS</div> <table><tr><th>AVG</th><th>H</th><th>2B</th><th>3B</th><th>HR</th><th>RBI</th><th>SB</th></tr><tr><td>.292</td><td>114</td><td>26</td><td>3</td><td>7</td><td>4</td><td>1</td></tr></table> <div>DEFENSE RATING</div> <div>3B: </div> | | | | | | | | | | | | | G | AB | R | H | 2B | 3B | HR | RBI | SB | SLG | BB | SO | AVG | 128 | 390 | 51 | 114 | 26 | 3 | 7 | 44 | 4 | .428 | 48 | 71 | .292 | AVG | H | 2B | 3B | HR | RBI | SB | .292 | 114 | 26 | 3 | 7 | 4 | 1 |
| G | AB | R | H | 2B | 3B | HR | RBI | SB | SLG | BB | SO | AVG | | | | | | | | | | | | | | | | | | | | | | | | | | | | | | | | | | | | | | | | | | | | | | | | | | | | | | | | | | | | | | | | | | | | | | | | | | | | | | | | | | | | | | | | | | | | | |
| 61 | 81 | 8 | 14 | 2 | 1 | 0 | 3 | 0 | .222 | 6 | 16 | .173 | | | | | | | | | | | | | | | | | | | | | | | | | | | | | | | | | | | | | | | | | | | | | | | | | | | | | | | | | | | | | | | | | | | | | | | | | | | | | | | | | | | | | | | | | | | | | |
| AVG | H | 2B | 3B | HR | RBI | SB | | | | | | | | | | | | | | | | | | | | | | | | | | | | | | | | | | | | | | | | | | | | | | | | | | | | | | | | | | | | | | | | | | | | | | | | | | | | | | | | | | | | | | | | | | | | | | | | | | | |
| .173 | 14 | 2 | 1 | 0 | 0 | 1 | | | | | | | | | | | | | | | | | | | | | | | | | | | | | | | | | | | | | | | | | | | | | | | | | | | | | | | | | | | | | | | | | | | | | | | | | | | | | | | | | | | | | | | | | | | | | | | | | | | |
| G | AB | R | H | 2B | 3B | HR | RBI | SB | SLG | BB | SO | AVG | | | | | | | | | | | | | | | | | | | | | | | | | | | | | | | | | | | | | | | | | | | | | | | | | | | | | | | | | | | | | | | | | | | | | | | | | | | | | | | | | | | | | | | | | | | | | |
| 128 | 390 | 51 | 114 | 26 | 3 | 7 | 44 | 4 | .428 | 48 | 71 | .292 | | | | | | | | | | | | | | | | | | | | | | | | | | | | | | | | | | | | | | | | | | | | | | | | | | | | | | | | | | | | | | | | | | | | | | | | | | | | | | | | | | | | | | | | | | | | | |
| AVG | H | 2B | 3B | HR | RBI | SB | | | | | | | | | | | | | | | | | | | | | | | | | | | | | | | | | | | | | | | | | | | | | | | | | | | | | | | | | | | | | | | | | | | | | | | | | | | | | | | | | | | | | | | | | | | | | | | | | | | |
| .292 | 114 | 26 | 3 | 7 | 4 | 1 | | | | | | | | | | | | | | | | | | | | | | | | | | | | | | | | | | | | | | | | | | | | | | | | | | | | | | | | | | | | | | | | | | | | | | | | | | | | | | | | | | | | | | | | | | | | | | | | | | | |
| <div>316</div> <div>HAL MORRIS</div> <div>1B</div> <div>HT: 6'3" WT: 200 BATS: LEFT THROWS: LEFT</div> <div>BORN: 4-9-1965, Fort Rucker, AL</div> <div>1997 CINCINNATI REDS BATTING RECORD</div> <table><tr><th>G</th><th>AB</th><th>R</th><th>H</th><th>2B</th><th>3B</th><th>HR</th><th>RBI</th><th>SB</th><th>SLG</th><th>BB</th><th>SO</th><th>AVG</th></tr><tr><td>96</td><td>333</td><td>42</td><td>92</td><td>20</td><td>1</td><td>1</td><td>33</td><td>3</td><td>.351</td><td>23</td><td>43</td><td>.276</td></tr></table> <div>CARDBOARD BASEBALL RATINGS</div> <table><tr><th>AVG</th><th>H</th><th>2B</th><th>3B</th><th>HR</th><th>RBI</th><th>SB</th></tr><tr><td>.276</td><td>92</td><td>20</td><td>1</td><td>1</td><td>3</td><td>1</td></tr></table> <div>DEFENSE RATING</div> <div>1B: </div> | | | | | | | | | | | | | G | AB | R | H | 2B | 3B | HR | RBI | SB | SLG | BB | SO | AVG | 96 | 333 | 42 | 92 | 20 | 1 | 1 | 33 | 3 | .351 | 23 | 43 | .276 | AVG | H | 2B | 3B | HR | RBI | SB | .276 | 92 | 20 | 1 | 1 | 3 | 1 | <div>320</div> <div>EDDIE MURRAY</div> <div>DH</div> <div>HT: 6'2" WT: 190 BATS: BOTH THROWS: RIGHT</div> <div>BORN: 2-24-1956, Los Angeles, CA</div> <div>1997 LOS ANGELES DODGERS BATTING RECORD</div> <table><tr><th>G</th><th>AB</th><th>R</th><th>H</th><th>2B</th><th>3B</th><th>HR</th><th>RBI</th><th>SB</th><th>SLG</th><th>BB</th><th>SO</th><th>AVG</th></tr><tr><td>55</td><td>167</td><td>13</td><td>37</td><td>7</td><td>0</td><td>3</td><td>18</td><td>1</td><td>.317</td><td>15</td><td>26</td><td>.222</td></tr></table> <div>CARDBOARD BASEBALL RATINGS</div> <table><tr><th>AVG</th><th>H</th><th>2B</th><th>3B</th><th>HR</th><th>RBI</th><th>SB</th></tr><tr><td>.222</td><td>37</td><td>7</td><td>0</td><td>3</td><td>1</td><td>1</td></tr></table> <div>DEFENSE RATING</div> | | | | | | | | | | | | | G | AB | R | H | 2B | 3B | HR | RBI | SB | SLG | BB | SO | AVG | 55 | 167 | 13 | 37 | 7 | 0 | 3 | 18 | 1 | .317 | 15 | 26 | .222 | AVG | H | 2B | 3B | HR | RBI | SB | .222 | 37 | 7 | 0 | 3 | 1 | 1 |
| G | AB | R | H | 2B | 3B | HR | RBI | SB | SLG | BB | SO | AVG | | | | | | | | | | | | | | | | | | | | | | | | | | | | | | | | | | | | | | | | | | | | | | | | | | | | | | | | | | | | | | | | | | | | | | | | | | | | | | | | | | | | | | | | | | | | | |
| 96 | 333 | 42 | 92 | 20 | 1 | 1 | 33 | 3 | .351 | 23 | 43 | .276 | | | | | | | | | | | | | | | | | | | | | | | | | | | | | | | | | | | | | | | | | | | | | | | | | | | | | | | | | | | | | | | | | | | | | | | | | | | | | | | | | | | | | | | | | | | | | |
| AVG | H | 2B | 3B | HR | RBI | SB | | | | | | | | | | | | | | | | | | | | | | | | | | | | | | | | | | | | | | | | | | | | | | | | | | | | | | | | | | | | | | | | | | | | | | | | | | | | | | | | | | | | | | | | | | | | | | | | | | | |
| .276 | 92 | 20 | 1 | 1 | 3 | 1 | | | | | | | | | | | | | | | | | | | | | | | | | | | | | | | | | | | | | | | | | | | | | | | | | | | | | | | | | | | | | | | | | | | | | | | | | | | | | | | | | | | | | | | | | | | | | | | | | | | |
| G | AB | R | H | 2B | 3B | HR | RBI | SB | SLG | BB | SO | AVG | | | | | | | | | | | | | | | | | | | | | | | | | | | | | | | | | | | | | | | | | | | | | | | | | | | | | | | | | | | | | | | | | | | | | | | | | | | | | | | | | | | | | | | | | | | | | |
| 55 | 167 | 13 | 37 | 7 | 0 | 3 | 18 | 1 | .317 | 15 | 26 | .222 | | | | | | | | | | | | | | | | | | | | | | | | | | | | | | | | | | | | | | | | | | | | | | | | | | | | | | | | | | | | | | | | | | | | | | | | | | | | | | | | | | | | | | | | | | | | | |
| AVG | H | 2B | 3B | HR | RBI | SB | | | | | | | | | | | | | | | | | | | | | | | | | | | | | | | | | | | | | | | | | | | | | | | | | | | | | | | | | | | | | | | | | | | | | | | | | | | | | | | | | | | | | | | | | | | | | | | | | | | |
| .222 | 37 | 7 | 0 | 3 | 1 | 1 | | | | | | | | | | | | | | | | | | | | | | | | | | | | | | | | | | | | | | | | | | | | | | | | | | | | | | | | | | | | | | | | | | | | | | | | | | | | | | | | | | | | | | | | | | | | | | | | | | | |

| | | | | | | | | | | | | | | | | | | | | | | | | | | | | | | | | | | | | | | | | | | | | | | | | | | | | | | | | | | | | | | | | | | | | | | | | | | | | | | | | | |
|--|-----|----|-----|----|-----|----|-----|-----|------|-----|-----|------|-----|----|-----|----|----|----|---|---|----|---|------|----|----|------|-----|---|----|----|----|-----|----|------|----|----|---|---|---|---|---|---|----|---|---|----|----|----|-----|----|-----|----|----|-----|-----|-----|----|-----|----|---|----|----|---|------|----|-----|------|-----|---|----|----|----|-----|----|------|-----|----|---|----|---|---|
| <div>321</div> <div>GREG MYERS</div> <div>C</div> <div>HT: 6'1" WT: 200 BATS: LEFT THROWS: RIGHT BORN: 4-14-1966, Riverside, CA</div> <div>1997 ATLANTA BRAVES BATTING RECORD</div> <table><tr><td>G</td><td>AB</td><td>R</td><td>H</td><td>2B</td><td>3B</td><td>HR</td><td>RBI</td><td>SB</td><td>SLG</td><td>BB</td><td>SO</td><td>AVG</td></tr><tr><td>71</td><td>174</td><td>24</td><td>45</td><td>11</td><td>1</td><td>5</td><td>29</td><td>0</td><td>.420</td><td>17</td><td>32</td><td>.259</td></tr></table> <div>CARDBOARD BASEBALL RATINGS</div> <table><tr><td>AVG</td><td>H</td><td>2B</td><td>3B</td><td>HR</td><td>RBI</td><td>SB</td></tr><tr><td>.259</td><td>45</td><td>11</td><td>1</td><td>5</td><td>2</td><td>1</td></tr></table> <div>DEFENSE RATING</div> | G | AB | R | H | 2B | 3B | HR | RBI | SB | SLG | BB | SO | AVG | 71 | 174 | 24 | 45 | 11 | 1 | 5 | 29 | 0 | .420 | 17 | 32 | .259 | AVG | H | 2B | 3B | HR | RBI | SB | .259 | 45 | 11 | 1 | 5 | 2 | 1 | <div>325</div> <div>MARC NEWFIELD</div> <div>OF</div> <div>HT: 6'4" WT: 205 BATS: RIGHT THROWS: RIGHT BORN: 10-19-1972, Sacramento, CA</div> <div>1997 MILWAUKEE BREWERS BATTING RECORD</div> <table><tr><td>G</td><td>AB</td><td>R</td><td>H</td><td>2B</td><td>3B</td><td>HR</td><td>RBI</td><td>SB</td><td>SLG</td><td>BB</td><td>SO</td><td>AVG</td></tr><tr><td>50</td><td>157</td><td>14</td><td>36</td><td>8</td><td>0</td><td>1</td><td>18</td><td>0</td><td>.299</td><td>14</td><td>27</td><td>.229</td></tr></table> <div>CARDBOARD BASEBALL RATINGS</div> <table><tr><td>AVG</td><td>H</td><td>2B</td><td>3B</td><td>HR</td><td>RBI</td><td>SB</td></tr><tr><td>.229</td><td>36</td><td>8</td><td>0</td><td>1</td><td>1</td><td>1</td></tr></table> <div>DEFENSE RATING</div> <div>OF: </div> | G | AB | R | H | 2B | 3B | HR | RBI | SB | SLG | BB | SO | AVG | 50 | 157 | 14 | 36 | 8 | 0 | 1 | 18 | 0 | .299 | 14 | 27 | .229 | AVG | H | 2B | 3B | HR | RBI | SB | .229 | 36 | 8 | 0 | 1 | 1 | 1 |
| G | AB | R | H | 2B | 3B | HR | RBI | SB | SLG | BB | SO | AVG | | | | | | | | | | | | | | | | | | | | | | | | | | | | | | | | | | | | | | | | | | | | | | | | | | | | | | | | | | | | | | | | | | | | | |
| 71 | 174 | 24 | 45 | 11 | 1 | 5 | 29 | 0 | .420 | 17 | 32 | .259 | | | | | | | | | | | | | | | | | | | | | | | | | | | | | | | | | | | | | | | | | | | | | | | | | | | | | | | | | | | | | | | | | | | | | |
| AVG | H | 2B | 3B | HR | RBI | SB | | | | | | | | | | | | | | | | | | | | | | | | | | | | | | | | | | | | | | | | | | | | | | | | | | | | | | | | | | | | | | | | | | | | | | | | | | | |
| .259 | 45 | 11 | 1 | 5 | 2 | 1 | | | | | | | | | | | | | | | | | | | | | | | | | | | | | | | | | | | | | | | | | | | | | | | | | | | | | | | | | | | | | | | | | | | | | | | | | | | |
| G | AB | R | H | 2B | 3B | HR | RBI | SB | SLG | BB | SO | AVG | | | | | | | | | | | | | | | | | | | | | | | | | | | | | | | | | | | | | | | | | | | | | | | | | | | | | | | | | | | | | | | | | | | | | |
| 50 | 157 | 14 | 36 | 8 | 0 | 1 | 18 | 0 | .299 | 14 | 27 | .229 | | | | | | | | | | | | | | | | | | | | | | | | | | | | | | | | | | | | | | | | | | | | | | | | | | | | | | | | | | | | | | | | | | | | | |
| AVG | H | 2B | 3B | HR | RBI | SB | | | | | | | | | | | | | | | | | | | | | | | | | | | | | | | | | | | | | | | | | | | | | | | | | | | | | | | | | | | | | | | | | | | | | | | | | | | |
| .229 | 36 | 8 | 0 | 1 | 1 | 1 | | | | | | | | | | | | | | | | | | | | | | | | | | | | | | | | | | | | | | | | | | | | | | | | | | | | | | | | | | | | | | | | | | | | | | | | | | | |
| <div>322</div> <div>ROD MYERS</div> <div>OF</div> <div>HT: 6'0" WT: 190 BATS: LEFT THROWS: LEFT BORN: 1-14-1973, Conroe, TX</div> <div>1997 KANSAS CITY ROYALS BATTING RECORD</div> <table><tr><td>G</td><td>AB</td><td>R</td><td>H</td><td>2B</td><td>3B</td><td>HR</td><td>RBI</td><td>SB</td><td>SLG</td><td>BB</td><td>SO</td><td>AVG</td></tr><tr><td>31</td><td>101</td><td>14</td><td>26</td><td>7</td><td>0</td><td>2</td><td>9</td><td>4</td><td>.386</td><td>17</td><td>22</td><td>.257</td></tr></table> <div>CARDBOARD BASEBALL RATINGS</div> <table><tr><td>AVG</td><td>H</td><td>2B</td><td>3B</td><td>HR</td><td>RBI</td><td>SB</td></tr><tr><td>.257</td><td>26</td><td>7</td><td>0</td><td>2</td><td>0</td><td>1</td></tr></table> <div>DEFENSE RATING</div> <div>OF: </div> | G | AB | R | H | 2B | 3B | HR | RBI | SB | SLG | BB | SO | AVG | 31 | 101 | 14 | 26 | 7 | 0 | 2 | 9 | 4 | .386 | 17 | 22 | .257 | AVG | H | 2B | 3B | HR | RBI | SB | .257 | 26 | 7 | 0 | 2 | 0 | 1 | <div>326</div> <div>WARREN NEWSON</div> <div>OF</div> <div>HT: 5'7" WT: 190 BATS: LEFT THROWS: LEFT BORN: 7-3-1964, Newnan, GA</div> <div>1997 TEXAS RANGERS BATTING RECORD</div> <table><tr><td>G</td><td>AB</td><td>R</td><td>H</td><td>2B</td><td>3B</td><td>HR</td><td>RBI</td><td>SB</td><td>SLG</td><td>BB</td><td>SO</td><td>AVG</td></tr><tr><td>81</td><td>169</td><td>23</td><td>36</td><td>10</td><td>1</td><td>10</td><td>23</td><td>3</td><td>.462</td><td>31</td><td>53</td><td>.213</td></tr></table> <div>CARDBOARD BASEBALL RATINGS</div> <table><tr><td>AVG</td><td>H</td><td>2B</td><td>3B</td><td>HR</td><td>RBI</td><td>SB</td></tr><tr><td>.213</td><td>36</td><td>10</td><td>1</td><td>10</td><td>2</td><td>1</td></tr></table> <div>DEFENSE RATING</div> <div>OF: </div> | G | AB | R | H | 2B | 3B | HR | RBI | SB | SLG | BB | SO | AVG | 81 | 169 | 23 | 36 | 10 | 1 | 10 | 23 | 3 | .462 | 31 | 53 | .213 | AVG | H | 2B | 3B | HR | RBI | SB | .213 | 36 | 10 | 1 | 10 | 2 | 1 |
| G | AB | R | H | 2B | 3B | HR | RBI | SB | SLG | BB | SO | AVG | | | | | | | | | | | | | | | | | | | | | | | | | | | | | | | | | | | | | | | | | | | | | | | | | | | | | | | | | | | | | | | | | | | | | |
| 31 | 101 | 14 | 26 | 7 | 0 | 2 | 9 | 4 | .386 | 17 | 22 | .257 | | | | | | | | | | | | | | | | | | | | | | | | | | | | | | | | | | | | | | | | | | | | | | | | | | | | | | | | | | | | | | | | | | | | | |
| AVG | H | 2B | 3B | HR | RBI | SB | | | | | | | | | | | | | | | | | | | | | | | | | | | | | | | | | | | | | | | | | | | | | | | | | | | | | | | | | | | | | | | | | | | | | | | | | | | |
| .257 | 26 | 7 | 0 | 2 | 0 | 1 | | | | | | | | | | | | | | | | | | | | | | | | | | | | | | | | | | | | | | | | | | | | | | | | | | | | | | | | | | | | | | | | | | | | | | | | | | | |
| G | AB | R | H | 2B | 3B | HR | RBI | SB | SLG | BB | SO | AVG | | | | | | | | | | | | | | | | | | | | | | | | | | | | | | | | | | | | | | | | | | | | | | | | | | | | | | | | | | | | | | | | | | | | | |
| 81 | 169 | 23 | 36 | 10 | 1 | 10 | 23 | 3 | .462 | 31 | 53 | .213 | | | | | | | | | | | | | | | | | | | | | | | | | | | | | | | | | | | | | | | | | | | | | | | | | | | | | | | | | | | | | | | | | | | | | |
| AVG | H | 2B | 3B | HR | RBI | SB | | | | | | | | | | | | | | | | | | | | | | | | | | | | | | | | | | | | | | | | | | | | | | | | | | | | | | | | | | | | | | | | | | | | | | | | | | | |
| .213 | 36 | 10 | 1 | 10 | 2 | 1 | | | | | | | | | | | | | | | | | | | | | | | | | | | | | | | | | | | | | | | | | | | | | | | | | | | | | | | | | | | | | | | | | | | | | | | | | | | |
| <div>323</div> <div>TIM NAEHRING</div> <div>3B</div> <div>HT: 6'2" WT: 190 BATS: RIGHT THROWS: RIGHT BORN: 2-1-1967, Cincinnati, OH</div> <div>1997 BOSTON RED SOX BATTING RECORD</div> <table><tr><td>G</td><td>AB</td><td>R</td><td>H</td><td>2B</td><td>3B</td><td>HR</td><td>RBI</td><td>SB</td><td>SLG</td><td>BB</td><td>SO</td><td>AVG</td></tr><tr><td>70</td><td>259</td><td>38</td><td>74</td><td>18</td><td>1</td><td>9</td><td>40</td><td>1</td><td>.467</td><td>38</td><td>40</td><td>.286</td></tr></table> <div>CARDBOARD BASEBALL RATINGS</div> <table><tr><td>AVG</td><td>H</td><td>2B</td><td>3B</td><td>HR</td><td>RBI</td><td>SB</td></tr><tr><td>.286</td><td>74</td><td>18</td><td>1</td><td>9</td><td>4</td><td>1</td></tr></table> <div>DEFENSE RATING</div> <div>3B: </div> | G | AB | R | H | 2B | 3B | HR | RBI | SB | SLG | BB | SO | AVG | 70 | 259 | 38 | 74 | 18 | 1 | 9 | 40 | 1 | .467 | 38 | 40 | .286 | AVG | H | 2B | 3B | HR | RBI | SB | .286 | 74 | 18 | 1 | 9 | 4 | 1 | <div>327</div> <div>MELVIN NIEVES</div> <div>OF</div> <div>HT: 6'2" WT: 185 BATS: BOTH THROWS: RIGHT BORN: 12-28-1971, San Juan, P.R.</div> <div>1997 DETROIT TIGERS BATTING RECORD</div> <table><tr><td>G</td><td>AB</td><td>R</td><td>H</td><td>2B</td><td>3B</td><td>HR</td><td>RBI</td><td>SB</td><td>SLG</td><td>BB</td><td>SO</td><td>AVG</td></tr><tr><td>116</td><td>359</td><td>46</td><td>82</td><td>18</td><td>1</td><td>20</td><td>64</td><td>1</td><td>.451</td><td>39</td><td>157</td><td>.228</td></tr></table> <div>CARDBOARD BASEBALL RATINGS</div> <table><tr><td>AVG</td><td>H</td><td>2B</td><td>3B</td><td>HR</td><td>RBI</td><td>SB</td></tr><tr><td>.228</td><td>82</td><td>18</td><td>1</td><td>20</td><td>6</td><td>1</td></tr></table> <div>DEFENSE RATING</div> <div>OF: </div> | G | AB | R | H | 2B | 3B | HR | RBI | SB | SLG | BB | SO | AVG | 116 | 359 | 46 | 82 | 18 | 1 | 20 | 64 | 1 | .451 | 39 | 157 | .228 | AVG | H | 2B | 3B | HR | RBI | SB | .228 | 82 | 18 | 1 | 20 | 6 | 1 |
| G | AB | R | H | 2B | 3B | HR | RBI | SB | SLG | BB | SO | AVG | | | | | | | | | | | | | | | | | | | | | | | | | | | | | | | | | | | | | | | | | | | | | | | | | | | | | | | | | | | | | | | | | | | | | |
| 70 | 259 | 38 | 74 | 18 | 1 | 9 | 40 | 1 | .467 | 38 | 40 | .286 | | | | | | | | | | | | | | | | | | | | | | | | | | | | | | | | | | | | | | | | | | | | | | | | | | | | | | | | | | | | | | | | | | | | | |
| AVG | H | 2B | 3B | HR | RBI | SB | | | | | | | | | | | | | | | | | | | | | | | | | | | | | | | | | | | | | | | | | | | | | | | | | | | | | | | | | | | | | | | | | | | | | | | | | | | |
| .286 | 74 | 18 | 1 | 9 | 4 | 1 | | | | | | | | | | | | | | | | | | | | | | | | | | | | | | | | | | | | | | | | | | | | | | | | | | | | | | | | | | | | | | | | | | | | | | | | | | | |
| G | AB | R | H | 2B | 3B | HR | RBI | SB | SLG | BB | SO | AVG | | | | | | | | | | | | | | | | | | | | | | | | | | | | | | | | | | | | | | | | | | | | | | | | | | | | | | | | | | | | | | | | | | | | | |
| 116 | 359 | 46 | 82 | 18 | 1 | 20 | 64 | 1 | .451 | 39 | 157 | .228 | | | | | | | | | | | | | | | | | | | | | | | | | | | | | | | | | | | | | | | | | | | | | | | | | | | | | | | | | | | | | | | | | | | | | |
| AVG | H | 2B | 3B | HR | RBI | SB | | | | | | | | | | | | | | | | | | | | | | | | | | | | | | | | | | | | | | | | | | | | | | | | | | | | | | | | | | | | | | | | | | | | | | | | | | | |
| .228 | 82 | 18 | 1 | 20 | 6 | 1 | | | | | | | | | | | | | | | | | | | | | | | | | | | | | | | | | | | | | | | | | | | | | | | | | | | | | | | | | | | | | | | | | | | | | | | | | | | |
| <div>324</div> <div>PHIL NEVIN</div> <div>OF-3B-1B</div> <div>HT: 6'2" WT: 180 BATS: RIGHT THROWS: RIGHT BORN: 1-19-1971, Fullerton, CA</div> <div>1997 DETROIT TIGERS BATTING RECORD</div> <table><tr><td>G</td><td>AB</td><td>R</td><td>H</td><td>2B</td><td>3B</td><td>HR</td><td>RBI</td><td>SB</td><td>SLG</td><td>BB</td><td>SO</td><td>AVG</td></tr><tr><td>93</td><td>251</td><td>32</td><td>59</td><td>16</td><td>1</td><td>9</td><td>35</td><td>0</td><td>.414</td><td>25</td><td>68</td><td>.235</td></tr></table> <div>CARDBOARD BASEBALL RATINGS</div> <table><tr><td>AVG</td><td>H</td><td>2B</td><td>3B</td><td>HR</td><td>RBI</td><td>SB</td></tr><tr><td>.235</td><td>59</td><td>16</td><td>1</td><td>9</td><td>3</td><td>1</td></tr></table> <div>DEFENSE RATING</div> <div>OF:  3B:  1B: </div> | G | AB | R | H | 2B | 3B | HR | RBI | SB | SLG | BB | SO | AVG | 93 | 251 | 32 | 59 | 16 | 1 | 9 | 35 | 0 | .414 | 25 | 68 | .235 | AVG | H | 2B | 3B | HR | RBI | SB | .235 | 59 | 16 | 1 | 9 | 3 | 1 | <div>328</div> <div>DAVE NILSSON</div> <div>1B-OF</div> <div>HT: 6'3" WT: 185 BATS: LEFT THROWS: RIGHT BORN: 12-14-1969, Brisbane, Australia</div> <div>1997 MILWAUKEE BREWERS BATTING RECORD</div> <table><tr><td>G</td><td>AB</td><td>R</td><td>H</td><td>2B</td><td>3B</td><td>HR</td><td>RBI</td><td>SB</td><td>SLG</td><td>BB</td><td>SO</td><td>AVG</td></tr><tr><td>156</td><td>554</td><td>71</td><td>154</td><td>33</td><td>0</td><td>20</td><td>81</td><td>2</td><td>.446</td><td>65</td><td>88</td><td>.278</td></tr></table> <div>CARDBOARD BASEBALL RATINGS</div> <table><tr><td>AVG</td><td>H</td><td>2B</td><td>3B</td><td>HR</td><td>RBI</td><td>SB</td></tr><tr><td>.278</td><td>154</td><td>33</td><td>0</td><td>20</td><td>8</td><td>1</td></tr></table> <div>DEFENSE RATING</div> <div>1B:  OF: </div> | G | AB | R | H | 2B | 3B | HR | RBI | SB | SLG | BB | SO | AVG | 156 | 554 | 71 | 154 | 33 | 0 | 20 | 81 | 2 | .446 | 65 | 88 | .278 | AVG | H | 2B | 3B | HR | RBI | SB | .278 | 154 | 33 | 0 | 20 | 8 | 1 |
| G | AB | R | H | 2B | 3B | HR | RBI | SB | SLG | BB | SO | AVG | | | | | | | | | | | | | | | | | | | | | | | | | | | | | | | | | | | | | | | | | | | | | | | | | | | | | | | | | | | | | | | | | | | | | |
| 93 | 251 | 32 | 59 | 16 | 1 | 9 | 35 | 0 | .414 | 25 | 68 | .235 | | | | | | | | | | | | | | | | | | | | | | | | | | | | | | | | | | | | | | | | | | | | | | | | | | | | | | | | | | | | | | | | | | | | | |
| AVG | H | 2B | 3B | HR | RBI | SB | | | | | | | | | | | | | | | | | | | | | | | | | | | | | | | | | | | | | | | | | | | | | | | | | | | | | | | | | | | | | | | | | | | | | | | | | | | |
| .235 | 59 | 16 | 1 | 9 | 3 | 1 | | | | | | | | | | | | | | | | | | | | | | | | | | | | | | | | | | | | | | | | | | | | | | | | | | | | | | | | | | | | | | | | | | | | | | | | | | | |
| G | AB | R | H | 2B | 3B | HR | RBI | SB | SLG | BB | SO | AVG | | | | | | | | | | | | | | | | | | | | | | | | | | | | | | | | | | | | | | | | | | | | | | | | | | | | | | | | | | | | | | | | | | | | | |
| 156 | 554 | 71 | 154 | 33 | 0 | 20 | 81 | 2 | .446 | 65 | 88 | .278 | | | | | | | | | | | | | | | | | | | | | | | | | | | | | | | | | | | | | | | | | | | | | | | | | | | | | | | | | | | | | | | | | | | | | |
| AVG | H | 2B | 3B | HR | RBI | SB | | | | | | | | | | | | | | | | | | | | | | | | | | | | | | | | | | | | | | | | | | | | | | | | | | | | | | | | | | | | | | | | | | | | | | | | | | | |
| .278 | 154 | 33 | 0 | 20 | 8 | 1 | | | | | | | | | | | | | | | | | | | | | | | | | | | | | | | | | | | | | | | | | | | | | | | | | | | | | | | | | | | | | | | | | | | | | | | | | | | |


| | | | | | | | | | | | | | | | | | | | | | | | | | | | | | | | | | | | | | | | | | | | | | | | | | | | | | | | | | | | | | | | | | | | | | | | | | | | | | | | | | | | | | | | | | | | | | | | | | | | | | | | | | |
|--|-----|----|-----|----|-----|----|-----|----|------|----|----|------|---|----|---|---|----|----|----|-----|----|-----|----|----|-----|-----|-----|----|-----|----|---|----|----|----|------|----|----|------|-----|---|----|----|----|-----|----|------|-----|----|---|----|---|---|--|--|--|--|--|--|--|--|--|--|--|--|--|---|----|---|---|----|----|----|-----|----|-----|----|----|-----|-----|-----|----|-----|----|---|---|----|---|------|----|----|------|-----|---|----|----|----|-----|----|------|-----|----|---|---|---|---|
| <div>329</div> <div>OTIS NIXON</div> <div>OF</div> <div>HT: 6'2" WT: 180 BATS: BOTH THROWS: RIGHT BORN: 1-9-1959, Columbus County, NC</div> <div>1997 LOS ANGELES DODGERS BATTING RECORD</div> <table><tr><td>G</td><td>AB</td><td>R</td><td>H</td><td>2B</td><td>3B</td><td>HR</td><td>RBI</td><td>SB</td><td>SLG</td><td>BB</td><td>SO</td><td>AVG</td></tr><tr><td>145</td><td>576</td><td>84</td><td>153</td><td>18</td><td>3</td><td>2</td><td>44</td><td>59</td><td>.318</td><td>65</td><td>78</td><td>.266</td></tr></table> <div>CARDBOARD BASEBALL RATINGS</div> <table><tr><td>AVG</td><td>H</td><td>2B</td><td>3B</td><td>HR</td><td>RBI</td><td>SB</td></tr><tr><td>.266</td><td>153</td><td>18</td><td>3</td><td>2</td><td>4</td><td>6</td></tr></table> <div>DEFENSE RATING</div> <div>OF: </div> | | | | | | | | | | | | | G | AB | R | H | 2B | 3B | HR | RBI | SB | SLG | BB | SO | AVG | 145 | 576 | 84 | 153 | 18 | 3 | 2 | 44 | 59 | .318 | 65 | 78 | .266 | AVG | H | 2B | 3B | HR | RBI | SB | .266 | 153 | 18 | 3 | 2 | 4 | 6 | <div>333</div> <div>SHERMAN OBANDO</div> <div>OF</div> <div>HT: 6'4" WT: 215 BATS: RIGHT THROWS: RIGHT BORN: 1-23-1970, Bocas Del Toro, Panama</div> <div>1997 MONTREAL EXPOS BATTING RECORD</div> <table><tr><td>G</td><td>AB</td><td>R</td><td>H</td><td>2B</td><td>3B</td><td>HR</td><td>RBI</td><td>SB</td><td>SLG</td><td>BB</td><td>SO</td><td>AVG</td></tr><tr><td>41</td><td>47</td><td>3</td><td>6</td><td>1</td><td>0</td><td>2</td><td>9</td><td>0</td><td>.277</td><td>6</td><td>14</td><td>.128</td></tr></table> <div>CARDBOARD BASEBALL RATINGS</div> <table><tr><td>AVG</td><td>H</td><td>2B</td><td>3B</td><td>HR</td><td>RBI</td><td>SB</td></tr><tr><td>.128</td><td>6</td><td>1</td><td>0</td><td>2</td><td>0</td><td>1</td></tr></table> <div>DEFENSE RATING</div> <div>OF: </div> | | | | | | | | | | | | | G | AB | R | H | 2B | 3B | HR | RBI | SB | SLG | BB | SO | AVG | 41 | 47 | 3 | 6 | 1 | 0 | 2 | 9 | 0 | .277 | 6 | 14 | .128 | AVG | H | 2B | 3B | HR | RBI | SB | .128 | 6 | 1 | 0 | 2 | 0 | 1 |
| G | AB | R | H | 2B | 3B | HR | RBI | SB | SLG | BB | SO | AVG | | | | | | | | | | | | | | | | | | | | | | | | | | | | | | | | | | | | | | | | | | | | | | | | | | | | | | | | | | | | | | | | | | | | | | | | | | | | | | | | | | | | | | | | | | | | | |
| 145 | 576 | 84 | 153 | 18 | 3 | 2 | 44 | 59 | .318 | 65 | 78 | .266 | | | | | | | | | | | | | | | | | | | | | | | | | | | | | | | | | | | | | | | | | | | | | | | | | | | | | | | | | | | | | | | | | | | | | | | | | | | | | | | | | | | | | | | | | | | | | |
| AVG | H | 2B | 3B | HR | RBI | SB | | | | | | | | | | | | | | | | | | | | | | | | | | | | | | | | | | | | | | | | | | | | | | | | | | | | | | | | | | | | | | | | | | | | | | | | | | | | | | | | | | | | | | | | | | | | | | | | | | | |
| .266 | 153 | 18 | 3 | 2 | 4 | 6 | | | | | | | | | | | | | | | | | | | | | | | | | | | | | | | | | | | | | | | | | | | | | | | | | | | | | | | | | | | | | | | | | | | | | | | | | | | | | | | | | | | | | | | | | | | | | | | | | | | |
| G | AB | R | H | 2B | 3B | HR | RBI | SB | SLG | BB | SO | AVG | | | | | | | | | | | | | | | | | | | | | | | | | | | | | | | | | | | | | | | | | | | | | | | | | | | | | | | | | | | | | | | | | | | | | | | | | | | | | | | | | | | | | | | | | | | | | |
| 41 | 47 | 3 | 6 | 1 | 0 | 2 | 9 | 0 | .277 | 6 | 14 | .128 | | | | | | | | | | | | | | | | | | | | | | | | | | | | | | | | | | | | | | | | | | | | | | | | | | | | | | | | | | | | | | | | | | | | | | | | | | | | | | | | | | | | | | | | | | | | | |
| AVG | H | 2B | 3B | HR | RBI | SB | | | | | | | | | | | | | | | | | | | | | | | | | | | | | | | | | | | | | | | | | | | | | | | | | | | | | | | | | | | | | | | | | | | | | | | | | | | | | | | | | | | | | | | | | | | | | | | | | | | |
| .128 | 6 | 1 | 0 | 2 | 0 | 1 | | | | | | | | | | | | | | | | | | | | | | | | | | | | | | | | | | | | | | | | | | | | | | | | | | | | | | | | | | | | | | | | | | | | | | | | | | | | | | | | | | | | | | | | | | | | | | | | | | | |
| <div>330</div> <div>GREG NORTON</div> <div>3B</div> <div>HT: 6'1" WT: 190 BATS: BOTH THROWS: RIGHT BORN: 7-6-1972, San Leandro, CA</div> <div>1997 CHICAGO WHITE SOX BATTING RECORD</div> <table><tr><td>G</td><td>AB</td><td>R</td><td>H</td><td>2B</td><td>3B</td><td>HR</td><td>RBI</td><td>SB</td><td>SLG</td><td>BB</td><td>SO</td><td>AVG</td></tr><tr><td>18</td><td>34</td><td>5</td><td>9</td><td>2</td><td>2</td><td>0</td><td>1</td><td>0</td><td>.441</td><td>2</td><td>8</td><td>.265</td></tr></table> <div>CARDBOARD BASEBALL RATINGS</div> <table><tr><td>AVG</td><td>H</td><td>2B</td><td>3B</td><td>HR</td><td>RBI</td><td>SB</td></tr><tr><td>.265</td><td>9</td><td>2</td><td>2</td><td>0</td><td>0</td><td>1</td></tr></table> <div>DEFENSE RATING</div> <div>3B: </div> | | | | | | | | | | | | | G | AB | R | H | 2B | 3B | HR | RBI | SB | SLG | BB | SO | AVG | 18 | 34 | 5 | 9 | 2 | 2 | 0 | 1 | 0 | .441 | 2 | 8 | .265 | AVG | H | 2B | 3B | HR | RBI | SB | .265 | 9 | 2 | 2 | 0 | 0 | 1 | <div>334</div> <div>CHARLIE O'BRIEN</div> <div>C</div> <div>HT: 6'2" WT: 195 BATS: RIGHT THROWS: RIGHT BORN: 5-1-1960, Tulsa, OK</div> <div>1997 TORONTO BLUE JAYS BATTING RECORD</div> <table><tr><td>G</td><td>AB</td><td>R</td><td>H</td><td>2B</td><td>3B</td><td>HR</td><td>RBI</td><td>SB</td><td>SLG</td><td>BB</td><td>SO</td><td>AVG</td></tr><tr><td>69</td><td>225</td><td>22</td><td>49</td><td>15</td><td>1</td><td>4</td><td>27</td><td>0</td><td>.347</td><td>22</td><td>45</td><td>.218</td></tr></table> <div>CARDBOARD BASEBALL RATINGS</div> <table><tr><td>AVG</td><td>H</td><td>2B</td><td>3B</td><td>HR</td><td>RBI</td><td>SB</td></tr><tr><td>.218</td><td>49</td><td>15</td><td>1</td><td>4</td><td>2</td><td>1</td></tr></table> <div>DEFENSE RATING</div> | | | | | | | | | | | | | G | AB | R | H | 2B | 3B | HR | RBI | SB | SLG | BB | SO | AVG | 69 | 225 | 22 | 49 | 15 | 1 | 4 | 27 | 0 | .347 | 22 | 45 | .218 | AVG | H | 2B | 3B | HR | RBI | SB | .218 | 49 | 15 | 1 | 4 | 2 | 1 |
| G | AB | R | H | 2B | 3B | HR | RBI | SB | SLG | BB | SO | AVG | | | | | | | | | | | | | | | | | | | | | | | | | | | | | | | | | | | | | | | | | | | | | | | | | | | | | | | | | | | | | | | | | | | | | | | | | | | | | | | | | | | | | | | | | | | | | |
| 18 | 34 | 5 | 9 | 2 | 2 | 0 | 1 | 0 | .441 | 2 | 8 | .265 | | | | | | | | | | | | | | | | | | | | | | | | | | | | | | | | | | | | | | | | | | | | | | | | | | | | | | | | | | | | | | | | | | | | | | | | | | | | | | | | | | | | | | | | | | | | | |
| AVG | H | 2B | 3B | HR | RBI | SB | | | | | | | | | | | | | | | | | | | | | | | | | | | | | | | | | | | | | | | | | | | | | | | | | | | | | | | | | | | | | | | | | | | | | | | | | | | | | | | | | | | | | | | | | | | | | | | | | | | |
| .265 | 9 | 2 | 2 | 0 | 0 | 1 | | | | | | | | | | | | | | | | | | | | | | | | | | | | | | | | | | | | | | | | | | | | | | | | | | | | | | | | | | | | | | | | | | | | | | | | | | | | | | | | | | | | | | | | | | | | | | | | | | | |
| G | AB | R | H | 2B | 3B | HR | RBI | SB | SLG | BB | SO | AVG | | | | | | | | | | | | | | | | | | | | | | | | | | | | | | | | | | | | | | | | | | | | | | | | | | | | | | | | | | | | | | | | | | | | | | | | | | | | | | | | | | | | | | | | | | | | | |
| 69 | 225 | 22 | 49 | 15 | 1 | 4 | 27 | 0 | .347 | 22 | 45 | .218 | | | | | | | | | | | | | | | | | | | | | | | | | | | | | | | | | | | | | | | | | | | | | | | | | | | | | | | | | | | | | | | | | | | | | | | | | | | | | | | | | | | | | | | | | | | | | |
| AVG | H | 2B | 3B | HR | RBI | SB | | | | | | | | | | | | | | | | | | | | | | | | | | | | | | | | | | | | | | | | | | | | | | | | | | | | | | | | | | | | | | | | | | | | | | | | | | | | | | | | | | | | | | | | | | | | | | | | | | | |
| .218 | 49 | 15 | 1 | 4 | 2 | 1 | | | | | | | | | | | | | | | | | | | | | | | | | | | | | | | | | | | | | | | | | | | | | | | | | | | | | | | | | | | | | | | | | | | | | | | | | | | | | | | | | | | | | | | | | | | | | | | | | | | |
| <div>331</div> <div>ABRAHAM NUNEZ</div> <div>SS-2B</div> <div>HT: 5'11" WT: 160 BATS: BOTH THROWS: RIGHT BORN: 3-16-1976, Santo Domingo, D.R.</div> <div>1997 PITTSBURGH PIRATES BATTING RECORD</div> <table><tr><td>G</td><td>AB</td><td>R</td><td>H</td><td>2B</td><td>3B</td><td>HR</td><td>RBI</td><td>SB</td><td>SLG</td><td>BB</td><td>SO</td><td>AVG</td></tr><tr><td>19</td><td>40</td><td>3</td><td>9</td><td>2</td><td>2</td><td>0</td><td>6</td><td>1</td><td>.375</td><td>3</td><td>10</td><td>.225</td></tr></table> <div>CARDBOARD BASEBALL RATINGS</div> <table><tr><td>AVG</td><td>H</td><td>2B</td><td>3B</td><td>HR</td><td>RBI</td><td>SB</td></tr><tr><td>.225</td><td>9</td><td>2</td><td>2</td><td>0</td><td>0</td><td>1</td></tr></table> <div>DEFENSE RATING</div> <div>SS:  2B: </div> | | | | | | | | | | | | | G | AB | R | H | 2B | 3B | HR | RBI | SB | SLG | BB | SO | AVG | 19 | 40 | 3 | 9 | 2 | 2 | 0 | 6 | 1 | .375 | 3 | 10 | .225 | AVG | H | 2B | 3B | HR | RBI | SB | .225 | 9 | 2 | 2 | 0 | 0 | 1 | <div>335</div> <div>ALEX OCHOA</div> <div>OF</div> <div>HT: 6'0" WT: 175 BATS: RIGHT THROWS: RIGHT BORN: 3-29-1972, Miami Lakes, FL</div> <div>1997 NEW YORK METS BATTING RECORD</div> <table><tr><td>G</td><td>AB</td><td>R</td><td>H</td><td>2B</td><td>3B</td><td>HR</td><td>RBI</td><td>SB</td><td>SLG</td><td>BB</td><td>SO</td><td>AVG</td></tr><tr><td>113</td><td>238</td><td>31</td><td>58</td><td>14</td><td>1</td><td>3</td><td>22</td><td>3</td><td>.349</td><td>18</td><td>32</td><td>.244</td></tr></table> <div>CARDBOARD BASEBALL RATINGS</div> <table><tr><td>AVG</td><td>H</td><td>2B</td><td>3B</td><td>HR</td><td>RBI</td><td>SB</td></tr><tr><td>.244</td><td>58</td><td>14</td><td>1</td><td>3</td><td>2</td><td>1</td></tr></table> <div>DEFENSE RATING</div> <div>OF: </div> | | | | | | | | | | | | | G | AB | R | H | 2B | 3B | HR | RBI | SB | SLG | BB | SO | AVG | 113 | 238 | 31 | 58 | 14 | 1 | 3 | 22 | 3 | .349 | 18 | 32 | .244 | AVG | H | 2B | 3B | HR | RBI | SB | .244 | 58 | 14 | 1 | 3 | 2 | 1 |
| G | AB | R | H | 2B | 3B | HR | RBI | SB | SLG | BB | SO | AVG | | | | | | | | | | | | | | | | | | | | | | | | | | | | | | | | | | | | | | | | | | | | | | | | | | | | | | | | | | | | | | | | | | | | | | | | | | | | | | | | | | | | | | | | | | | | | |
| 19 | 40 | 3 | 9 | 2 | 2 | 0 | 6 | 1 | .375 | 3 | 10 | .225 | | | | | | | | | | | | | | | | | | | | | | | | | | | | | | | | | | | | | | | | | | | | | | | | | | | | | | | | | | | | | | | | | | | | | | | | | | | | | | | | | | | | | | | | | | | | | |
| AVG | H | 2B | 3B | HR | RBI | SB | | | | | | | | | | | | | | | | | | | | | | | | | | | | | | | | | | | | | | | | | | | | | | | | | | | | | | | | | | | | | | | | | | | | | | | | | | | | | | | | | | | | | | | | | | | | | | | | | | | |
| .225 | 9 | 2 | 2 | 0 | 0 | 1 | | | | | | | | | | | | | | | | | | | | | | | | | | | | | | | | | | | | | | | | | | | | | | | | | | | | | | | | | | | | | | | | | | | | | | | | | | | | | | | | | | | | | | | | | | | | | | | | | | | |
| G | AB | R | H | 2B | 3B | HR | RBI | SB | SLG | BB | SO | AVG | | | | | | | | | | | | | | | | | | | | | | | | | | | | | | | | | | | | | | | | | | | | | | | | | | | | | | | | | | | | | | | | | | | | | | | | | | | | | | | | | | | | | | | | | | | | | |
| 113 | 238 | 31 | 58 | 14 | 1 | 3 | 22 | 3 | .349 | 18 | 32 | .244 | | | | | | | | | | | | | | | | | | | | | | | | | | | | | | | | | | | | | | | | | | | | | | | | | | | | | | | | | | | | | | | | | | | | | | | | | | | | | | | | | | | | | | | | | | | | | |
| AVG | H | 2B | 3B | HR | RBI | SB | | | | | | | | | | | | | | | | | | | | | | | | | | | | | | | | | | | | | | | | | | | | | | | | | | | | | | | | | | | | | | | | | | | | | | | | | | | | | | | | | | | | | | | | | | | | | | | | | | | |
| .244 | 58 | 14 | 1 | 3 | 2 | 1 | | | | | | | | | | | | | | | | | | | | | | | | | | | | | | | | | | | | | | | | | | | | | | | | | | | | | | | | | | | | | | | | | | | | | | | | | | | | | | | | | | | | | | | | | | | | | | | | | | | |
| <div>332</div> <div>JON NUNNALLY</div> <div>OF</div> <div>HT: 5'10" WT: 190 BATS: LEFT THROWS: RIGHT BORN: 11-9-1971, Pelham, NC</div> <div>1997 CINCINNATI REDS BATTING RECORD</div> <table><tr><td>G</td><td>AB</td><td>R</td><td>H</td><td>2B</td><td>3B</td><td>HR</td><td>RBI</td><td>SB</td><td>SLG</td><td>BB</td><td>SO</td><td>AVG</td></tr><tr><td>78</td><td>230</td><td>46</td><td>71</td><td>12</td><td>4</td><td>14</td><td>39</td><td>7</td><td>.578</td><td>31</td><td>58</td><td>.309</td></tr></table> <div>CARDBOARD BASEBALL RATINGS</div> <table><tr><td>AVG</td><td>H</td><td>2B</td><td>3B</td><td>HR</td><td>RBI</td><td>SB</td></tr><tr><td>.309</td><td>71</td><td>12</td><td>4</td><td>14</td><td>3</td><td>1</td></tr></table> <div>DEFENSE RATING</div> <div>OF: </div> | | | | | | | | | | | | | G | AB | R | H | 2B | 3B | HR | RBI | SB | SLG | BB | SO | AVG | 78 | 230 | 46 | 71 | 12 | 4 | 14 | 39 | 7 | .578 | 31 | 58 | .309 | AVG | H | 2B | 3B | HR | RBI | SB | .309 | 71 | 12 | 4 | 14 | 3 | 1 | <div>336</div> <div>JOSE OFFERMAN</div> <div>2B</div> <div>HT: 6'0" WT: 150 BATS: BOTH THROWS: RIGHT BORN: 11-8-1968, San Pedro de Macoris, D.R.</div> <div>1997 KANSAS CITY ROYALS BATTING RECORD</div> <table><tr><td>G</td><td>AB</td><td>R</td><td>H</td><td>2B</td><td>3B</td><td>HR</td><td>RBI</td><td>SB</td><td>SLG</td><td>BB</td><td>SO</td><td>AVG</td></tr><tr><td>106</td><td>424</td><td>59</td><td>126</td><td>23</td><td>6</td><td>2</td><td>39</td><td>9</td><td>.394</td><td>41</td><td>64</td><td>.297</td></tr></table> <div>CARDBOARD BASEBALL RATINGS</div> <table><tr><td>AVG</td><td>H</td><td>2B</td><td>3B</td><td>HR</td><td>RBI</td><td>SB</td></tr><tr><td>.297</td><td>126</td><td>23</td><td>6</td><td>2</td><td>3</td><td>1</td></tr></table> <div>DEFENSE RATING</div> <div>2B: </div> | | | | | | | | | | | | | G | AB | R | H | 2B | 3B | HR | RBI | SB | SLG | BB | SO | AVG | 106 | 424 | 59 | 126 | 23 | 6 | 2 | 39 | 9 | .394 | 41 | 64 | .297 | AVG | H | 2B | 3B | HR | RBI | SB | .297 | 126 | 23 | 6 | 2 | 3 | 1 |
| G | AB | R | H | 2B | 3B | HR | RBI | SB | SLG | BB | SO | AVG | | | | | | | | | | | | | | | | | | | | | | | | | | | | | | | | | | | | | | | | | | | | | | | | | | | | | | | | | | | | | | | | | | | | | | | | | | | | | | | | | | | | | | | | | | | | | |
| 78 | 230 | 46 | 71 | 12 | 4 | 14 | 39 | 7 | .578 | 31 | 58 | .309 | | | | | | | | | | | | | | | | | | | | | | | | | | | | | | | | | | | | | | | | | | | | | | | | | | | | | | | | | | | | | | | | | | | | | | | | | | | | | | | | | | | | | | | | | | | | | |
| AVG | H | 2B | 3B | HR | RBI | SB | | | | | | | | | | | | | | | | | | | | | | | | | | | | | | | | | | | | | | | | | | | | | | | | | | | | | | | | | | | | | | | | | | | | | | | | | | | | | | | | | | | | | | | | | | | | | | | | | | | |
| .309 | 71 | 12 | 4 | 14 | 3 | 1 | | | | | | | | | | | | | | | | | | | | | | | | | | | | | | | | | | | | | | | | | | | | | | | | | | | | | | | | | | | | | | | | | | | | | | | | | | | | | | | | | | | | | | | | | | | | | | | | | | | |
| G | AB | R | H | 2B | 3B | HR | RBI | SB | SLG | BB | SO | AVG | | | | | | | | | | | | | | | | | | | | | | | | | | | | | | | | | | | | | | | | | | | | | | | | | | | | | | | | | | | | | | | | | | | | | | | | | | | | | | | | | | | | | | | | | | | | | |
| 106 | 424 | 59 | 126 | 23 | 6 | 2 | 39 | 9 | .394 | 41 | 64 | .297 | | | | | | | | | | | | | | | | | | | | | | | | | | | | | | | | | | | | | | | | | | | | | | | | | | | | | | | | | | | | | | | | | | | | | | | | | | | | | | | | | | | | | | | | | | | | | |
| AVG | H | 2B | 3B | HR | RBI | SB | | | | | | | | | | | | | | | | | | | | | | | | | | | | | | | | | | | | | | | | | | | | | | | | | | | | | | | | | | | | | | | | | | | | | | | | | | | | | | | | | | | | | | | | | | | | | | | | | | | |
| .297 | 126 | 23 | 6 | 2 | 3 | 1 | | | | | | | | | | | | | | | | | | | | | | | | | | | | | | | | | | | | | | | | | | | | | | | | | | | | | | | | | | | | | | | | | | | | | | | | | | | | | | | | | | | | | | | | | | | | | | | | | | | |




| | | | | | | | | | | | | | | | | | | | | | | | | | | | | | | | | | | | | | | | | | | | | | | | | | | | | | | | | | | | | | | | | | | | | | | | | | | | | | | | | | | | | | | | | | | | | | | | | | | | | | | | | | |
|--|-----|----|-----|----|-----|----|-----|----|------|----|----|------|---|----|---|---|----|----|----|-----|----|-----|----|----|-----|-----|-----|----|-----|----|---|----|-----|----|------|----|----|------|-----|---|----|----|----|-----|----|------|-----|----|---|----|----|---|--|--|--|--|--|--|--|--|--|--|--|--|--|---|----|---|---|----|----|----|-----|----|-----|----|----|-----|-----|-----|----|-----|----|---|---|----|----|------|----|----|------|-----|---|----|----|----|-----|----|------|-----|----|---|---|---|---|
| <div>337</div> <div>TROY O'LEARY</div> <div>OF</div> <div>HT: 6'0" WT: 175 BATS: LEFT THROWS: LEFT</div> <div>BORN: 8-4-1969, Compton, CA</div> <div>1997 BOSTON RED SOX BATTING RECORD</div> <table><tr><td>G</td><td>AB</td><td>R</td><td>H</td><td>2B</td><td>3B</td><td>HR</td><td>RBI</td><td>SB</td><td>SLG</td><td>BB</td><td>SO</td><td>AVG</td></tr><tr><td>146</td><td>499</td><td>65</td><td>154</td><td>32</td><td>4</td><td>15</td><td>80</td><td>0</td><td>.479</td><td>39</td><td>70</td><td>.309</td></tr></table> <div>CARDBOARD BASEBALL RATINGS</div> <table><tr><td>AVG</td><td>H</td><td>2B</td><td>3B</td><td>HR</td><td>RBI</td><td>SB</td></tr><tr><td>.309</td><td>154</td><td>32</td><td>4</td><td>15</td><td>8</td><td>1</td></tr></table> <div>DEFENSE RATING</div> <div>OF: </div> | | | | | | | | | | | | | G | AB | R | H | 2B | 3B | HR | RBI | SB | SLG | BB | SO | AVG | 146 | 499 | 65 | 154 | 32 | 4 | 15 | 80 | 0 | .479 | 39 | 70 | .309 | AVG | H | 2B | 3B | HR | RBI | SB | .309 | 154 | 32 | 4 | 15 | 8 | 1 | <div>341</div> <div>MAGGLIO ORDONEZ</div> <div>OF</div> <div>HT: 6'0" WT: 215 BATS: RIGHT THROWS: RIGHT</div> <div>BORN: 1-28-1974, Caracas, Venezuela</div> <div>1997 CHICAGO WHITE SOX BATTING RECORD</div> <table><tr><td>G</td><td>AB</td><td>R</td><td>H</td><td>2B</td><td>3B</td><td>HR</td><td>RBI</td><td>SB</td><td>SLG</td><td>BB</td><td>SO</td><td>AVG</td></tr><tr><td>21</td><td>69</td><td>12</td><td>22</td><td>6</td><td>0</td><td>4</td><td>11</td><td>1</td><td>.580</td><td>2</td><td>8</td><td>.319</td></tr></table> <div>CARDBOARD BASEBALL RATINGS</div> <table><tr><td>AVG</td><td>H</td><td>2B</td><td>3B</td><td>HR</td><td>RBI</td><td>SB</td></tr><tr><td>.319</td><td>22</td><td>6</td><td>0</td><td>4</td><td>1</td><td>1</td></tr></table> <div>DEFENSE RATING</div> <div>OF: </div> | | | | | | | | | | | | | G | AB | R | H | 2B | 3B | HR | RBI | SB | SLG | BB | SO | AVG | 21 | 69 | 12 | 22 | 6 | 0 | 4 | 11 | 1 | .580 | 2 | 8 | .319 | AVG | H | 2B | 3B | HR | RBI | SB | .319 | 22 | 6 | 0 | 4 | 1 | 1 |
| G | AB | R | H | 2B | 3B | HR | RBI | SB | SLG | BB | SO | AVG | | | | | | | | | | | | | | | | | | | | | | | | | | | | | | | | | | | | | | | | | | | | | | | | | | | | | | | | | | | | | | | | | | | | | | | | | | | | | | | | | | | | | | | | | | | | | |
| 146 | 499 | 65 | 154 | 32 | 4 | 15 | 80 | 0 | .479 | 39 | 70 | .309 | | | | | | | | | | | | | | | | | | | | | | | | | | | | | | | | | | | | | | | | | | | | | | | | | | | | | | | | | | | | | | | | | | | | | | | | | | | | | | | | | | | | | | | | | | | | | |
| AVG | H | 2B | 3B | HR | RBI | SB | | | | | | | | | | | | | | | | | | | | | | | | | | | | | | | | | | | | | | | | | | | | | | | | | | | | | | | | | | | | | | | | | | | | | | | | | | | | | | | | | | | | | | | | | | | | | | | | | | | |
| .309 | 154 | 32 | 4 | 15 | 8 | 1 | | | | | | | | | | | | | | | | | | | | | | | | | | | | | | | | | | | | | | | | | | | | | | | | | | | | | | | | | | | | | | | | | | | | | | | | | | | | | | | | | | | | | | | | | | | | | | | | | | | |
| G | AB | R | H | 2B | 3B | HR | RBI | SB | SLG | BB | SO | AVG | | | | | | | | | | | | | | | | | | | | | | | | | | | | | | | | | | | | | | | | | | | | | | | | | | | | | | | | | | | | | | | | | | | | | | | | | | | | | | | | | | | | | | | | | | | | | |
| 21 | 69 | 12 | 22 | 6 | 0 | 4 | 11 | 1 | .580 | 2 | 8 | .319 | | | | | | | | | | | | | | | | | | | | | | | | | | | | | | | | | | | | | | | | | | | | | | | | | | | | | | | | | | | | | | | | | | | | | | | | | | | | | | | | | | | | | | | | | | | | | |
| AVG | H | 2B | 3B | HR | RBI | SB | | | | | | | | | | | | | | | | | | | | | | | | | | | | | | | | | | | | | | | | | | | | | | | | | | | | | | | | | | | | | | | | | | | | | | | | | | | | | | | | | | | | | | | | | | | | | | | | | | | |
| .319 | 22 | 6 | 0 | 4 | 1 | 1 | | | | | | | | | | | | | | | | | | | | | | | | | | | | | | | | | | | | | | | | | | | | | | | | | | | | | | | | | | | | | | | | | | | | | | | | | | | | | | | | | | | | | | | | | | | | | | | | | | | |
| <div>338</div> <div>JOHN OLERUD</div> <div>1B</div> <div>HT: 6'5" WT: 205 BATS: LEFT THROWS: LEFT</div> <div>BORN: 8-5-1968, Seattle, WA</div> <div>1997 NEW YORK METS BATTING RECORD</div> <table><tr><td>G</td><td>AB</td><td>R</td><td>H</td><td>2B</td><td>3B</td><td>HR</td><td>RBI</td><td>SB</td><td>SLG</td><td>BB</td><td>SO</td><td>AVG</td></tr><tr><td>154</td><td>524</td><td>90</td><td>154</td><td>34</td><td>1</td><td>22</td><td>102</td><td>0</td><td>.489</td><td>85</td><td>67</td><td>.294</td></tr></table> <div>CARDBOARD BASEBALL RATINGS</div> <table><tr><td>AVG</td><td>H</td><td>2B</td><td>3B</td><td>HR</td><td>RBI</td><td>SB</td></tr><tr><td>.294</td><td>154</td><td>34</td><td>1</td><td>22</td><td>10</td><td>1</td></tr></table> <div>DEFENSE RATING</div> <div>1B: </div> | | | | | | | | | | | | | G | AB | R | H | 2B | 3B | HR | RBI | SB | SLG | BB | SO | AVG | 154 | 524 | 90 | 154 | 34 | 1 | 22 | 102 | 0 | .489 | 85 | 67 | .294 | AVG | H | 2B | 3B | HR | RBI | SB | .294 | 154 | 34 | 1 | 22 | 10 | 1 | <div>342</div> <div>REY ORDONEZ</div> <div>SS</div> <div>HT: 5'9" WT: 160 BATS: RIGHT THROWS: RIGHT</div> <div>BORN: 11-11-1971, Havana, Cuba</div> <div>1997 NEW YORK METS BATTING RECORD</div> <table><tr><td>G</td><td>AB</td><td>R</td><td>H</td><td>2B</td><td>3B</td><td>HR</td><td>RBI</td><td>SB</td><td>SLG</td><td>BB</td><td>SO</td><td>AVG</td></tr><tr><td>120</td><td>356</td><td>35</td><td>77</td><td>5</td><td>3</td><td>1</td><td>33</td><td>11</td><td>.256</td><td>18</td><td>36</td><td>.216</td></tr></table> <div>CARDBOARD BASEBALL RATINGS</div> <table><tr><td>AVG</td><td>H</td><td>2B</td><td>3B</td><td>HR</td><td>RBI</td><td>SB</td></tr><tr><td>.216</td><td>77</td><td>5</td><td>3</td><td>1</td><td>3</td><td>1</td></tr></table> <div>DEFENSE RATING</div> <div>SS: </div> | | | | | | | | | | | | | G | AB | R | H | 2B | 3B | HR | RBI | SB | SLG | BB | SO | AVG | 120 | 356 | 35 | 77 | 5 | 3 | 1 | 33 | 11 | .256 | 18 | 36 | .216 | AVG | H | 2B | 3B | HR | RBI | SB | .216 | 77 | 5 | 3 | 1 | 3 | 1 |
| G | AB | R | H | 2B | 3B | HR | RBI | SB | SLG | BB | SO | AVG | | | | | | | | | | | | | | | | | | | | | | | | | | | | | | | | | | | | | | | | | | | | | | | | | | | | | | | | | | | | | | | | | | | | | | | | | | | | | | | | | | | | | | | | | | | | | |
| 154 | 524 | 90 | 154 | 34 | 1 | 22 | 102 | 0 | .489 | 85 | 67 | .294 | | | | | | | | | | | | | | | | | | | | | | | | | | | | | | | | | | | | | | | | | | | | | | | | | | | | | | | | | | | | | | | | | | | | | | | | | | | | | | | | | | | | | | | | | | | | | |
| AVG | H | 2B | 3B | HR | RBI | SB | | | | | | | | | | | | | | | | | | | | | | | | | | | | | | | | | | | | | | | | | | | | | | | | | | | | | | | | | | | | | | | | | | | | | | | | | | | | | | | | | | | | | | | | | | | | | | | | | | | |
| .294 | 154 | 34 | 1 | 22 | 10 | 1 | | | | | | | | | | | | | | | | | | | | | | | | | | | | | | | | | | | | | | | | | | | | | | | | | | | | | | | | | | | | | | | | | | | | | | | | | | | | | | | | | | | | | | | | | | | | | | | | | | | |
| G | AB | R | H | 2B | 3B | HR | RBI | SB | SLG | BB | SO | AVG | | | | | | | | | | | | | | | | | | | | | | | | | | | | | | | | | | | | | | | | | | | | | | | | | | | | | | | | | | | | | | | | | | | | | | | | | | | | | | | | | | | | | | | | | | | | | |
| 120 | 356 | 35 | 77 | 5 | 3 | 1 | 33 | 11 | .256 | 18 | 36 | .216 | | | | | | | | | | | | | | | | | | | | | | | | | | | | | | | | | | | | | | | | | | | | | | | | | | | | | | | | | | | | | | | | | | | | | | | | | | | | | | | | | | | | | | | | | | | | | |
| AVG | H | 2B | 3B | HR | RBI | SB | | | | | | | | | | | | | | | | | | | | | | | | | | | | | | | | | | | | | | | | | | | | | | | | | | | | | | | | | | | | | | | | | | | | | | | | | | | | | | | | | | | | | | | | | | | | | | | | | | | |
| .216 | 77 | 5 | 3 | 1 | 3 | 1 | | | | | | | | | | | | | | | | | | | | | | | | | | | | | | | | | | | | | | | | | | | | | | | | | | | | | | | | | | | | | | | | | | | | | | | | | | | | | | | | | | | | | | | | | | | | | | | | | | | |
| <div>339</div> <div>JOE OLIVER</div> <div>C</div> <div>HT: 6'3" WT: 215 BATS: RIGHT THROWS: RIGHT</div> <div>BORN: 7-24-1965, Memphis, TN</div> <div>1997 CINCINNATI REDS BATTING RECORD</div> <table><tr><td>G</td><td>AB</td><td>R</td><td>H</td><td>2B</td><td>3B</td><td>HR</td><td>RBI</td><td>SB</td><td>SLG</td><td>BB</td><td>SO</td><td>AVG</td></tr><tr><td>111</td><td>349</td><td>28</td><td>90</td><td>13</td><td>0</td><td>14</td><td>43</td><td>1</td><td>.415</td><td>25</td><td>58</td><td>.258</td></tr></table> <div>CARDBOARD BASEBALL RATINGS</div> <table><tr><td>AVG</td><td>H</td><td>2B</td><td>3B</td><td>HR</td><td>RBI</td><td>SB</td></tr><tr><td>.258</td><td>90</td><td>13</td><td>0</td><td>14</td><td>4</td><td>1</td></tr></table> <div>DEFENSE RATING</div> | | | | | | | | | | | | | G | AB | R | H | 2B | 3B | HR | RBI | SB | SLG | BB | SO | AVG | 111 | 349 | 28 | 90 | 13 | 0 | 14 | 43 | 1 | .415 | 25 | 58 | .258 | AVG | H | 2B | 3B | HR | RBI | SB | .258 | 90 | 13 | 0 | 14 | 4 | 1 | <div>343</div> <div>KEVIN ORIE</div> <div>3B</div> <div>HT: 6'4" WT: 210 BATS: RIGHT THROWS: RIGHT</div> <div>BORN: 9-1-1972, West Chester, PA</div> <div>1997 CHICAGO CUBS BATTING RECORD</div> <table><tr><td>G</td><td>AB</td><td>R</td><td>H</td><td>2B</td><td>3B</td><td>HR</td><td>RBI</td><td>SB</td><td>SLG</td><td>BB</td><td>SO</td><td>AVG</td></tr><tr><td>114</td><td>364</td><td>40</td><td>100</td><td>23</td><td>5</td><td>8</td><td>44</td><td>2</td><td>.431</td><td>39</td><td>57</td><td>.275</td></tr></table> <div>CARDBOARD BASEBALL RATINGS</div> <table><tr><td>AVG</td><td>H</td><td>2B</td><td>3B</td><td>HR</td><td>RBI</td><td>SB</td></tr><tr><td>.275</td><td>100</td><td>23</td><td>5</td><td>8</td><td>4</td><td>1</td></tr></table> <div>DEFENSE RATING</div> <div>3B: </div> | | | | | | | | | | | | | G | AB | R | H | 2B | 3B | HR | RBI | SB | SLG | BB | SO | AVG | 114 | 364 | 40 | 100 | 23 | 5 | 8 | 44 | 2 | .431 | 39 | 57 | .275 | AVG | H | 2B | 3B | HR | RBI | SB | .275 | 100 | 23 | 5 | 8 | 4 | 1 |
| G | AB | R | H | 2B | 3B | HR | RBI | SB | SLG | BB | SO | AVG | | | | | | | | | | | | | | | | | | | | | | | | | | | | | | | | | | | | | | | | | | | | | | | | | | | | | | | | | | | | | | | | | | | | | | | | | | | | | | | | | | | | | | | | | | | | | |
| 111 | 349 | 28 | 90 | 13 | 0 | 14 | 43 | 1 | .415 | 25 | 58 | .258 | | | | | | | | | | | | | | | | | | | | | | | | | | | | | | | | | | | | | | | | | | | | | | | | | | | | | | | | | | | | | | | | | | | | | | | | | | | | | | | | | | | | | | | | | | | | | |
| AVG | H | 2B | 3B | HR | RBI | SB | | | | | | | | | | | | | | | | | | | | | | | | | | | | | | | | | | | | | | | | | | | | | | | | | | | | | | | | | | | | | | | | | | | | | | | | | | | | | | | | | | | | | | | | | | | | | | | | | | | |
| .258 | 90 | 13 | 0 | 14 | 4 | 1 | | | | | | | | | | | | | | | | | | | | | | | | | | | | | | | | | | | | | | | | | | | | | | | | | | | | | | | | | | | | | | | | | | | | | | | | | | | | | | | | | | | | | | | | | | | | | | | | | | | |
| G | AB | R | H | 2B | 3B | HR | RBI | SB | SLG | BB | SO | AVG | | | | | | | | | | | | | | | | | | | | | | | | | | | | | | | | | | | | | | | | | | | | | | | | | | | | | | | | | | | | | | | | | | | | | | | | | | | | | | | | | | | | | | | | | | | | | |
| 114 | 364 | 40 | 100 | 23 | 5 | 8 | 44 | 2 | .431 | 39 | 57 | .275 | | | | | | | | | | | | | | | | | | | | | | | | | | | | | | | | | | | | | | | | | | | | | | | | | | | | | | | | | | | | | | | | | | | | | | | | | | | | | | | | | | | | | | | | | | | | | |
| AVG | H | 2B | 3B | HR | RBI | SB | | | | | | | | | | | | | | | | | | | | | | | | | | | | | | | | | | | | | | | | | | | | | | | | | | | | | | | | | | | | | | | | | | | | | | | | | | | | | | | | | | | | | | | | | | | | | | | | | | | |
| .275 | 100 | 23 | 5 | 8 | 4 | 1 | | | | | | | | | | | | | | | | | | | | | | | | | | | | | | | | | | | | | | | | | | | | | | | | | | | | | | | | | | | | | | | | | | | | | | | | | | | | | | | | | | | | | | | | | | | | | | | | | | | |
| <div>340</div> <div>PAUL O'NEILL</div> <div>OF</div> <div>HT: 6'4" WT: 200 BATS: LEFT THROWS: LEFT</div> <div>BORN: 2-25-1963, Columbus, OH</div> <div>1997 NEW YORK YANKEES BATTING RECORD</div> <table><tr><td>G</td><td>AB</td><td>R</td><td>H</td><td>2B</td><td>3B</td><td>HR</td><td>RBI</td><td>SB</td><td>SLG</td><td>BB</td><td>SO</td><td>AVG</td></tr><tr><td>149</td><td>553</td><td>89</td><td>179</td><td>42</td><td>0</td><td>21</td><td>117</td><td>10</td><td>.514</td><td>75</td><td>92</td><td>.324</td></tr></table> <div>CARDBOARD BASEBALL RATINGS</div> <table><tr><td>AVG</td><td>H</td><td>2B</td><td>3B</td><td>HR</td><td>RBI</td><td>SB</td></tr><tr><td>.324</td><td>179</td><td>42</td><td>0</td><td>21</td><td>11</td><td>1</td></tr></table> <div>DEFENSE RATING</div> <div>OF: </div> | | | | | | | | | | | | | G | AB | R | H | 2B | 3B | HR | RBI | SB | SLG | BB | SO | AVG | 149 | 553 | 89 | 179 | 42 | 0 | 21 | 117 | 10 | .514 | 75 | 92 | .324 | AVG | H | 2B | 3B | HR | RBI | SB | .324 | 179 | 42 | 0 | 21 | 11 | 1 | <div>344</div> <div>JOE ORSULAK</div> <div>OF-1B</div> <div>HT: 6'1" WT: 185 BATS: LEFT THROWS: LEFT</div> <div>BORN: 5-31-1962, Glen Ridge, NJ</div> <div>1997 MONTREAL EXPOS BATTING RECORD</div> <table><tr><td>G</td><td>AB</td><td>R</td><td>H</td><td>2B</td><td>3B</td><td>HR</td><td>RBI</td><td>SB</td><td>SLG</td><td>BB</td><td>SO</td><td>AVG</td></tr><tr><td>106</td><td>150</td><td>13</td><td>34</td><td>12</td><td>1</td><td>1</td><td>7</td><td>0</td><td>.340</td><td>18</td><td>17</td><td>.227</td></tr></table> <div>CARDBOARD BASEBALL RATINGS</div> <table><tr><td>AVG</td><td>H</td><td>2B</td><td>3B</td><td>HR</td><td>RBI</td><td>SB</td></tr><tr><td>.227</td><td>34</td><td>12</td><td>1</td><td>1</td><td>0</td><td>1</td></tr></table> <div>DEFENSE RATING</div> <div>OF:  1B: </div> | | | | | | | | | | | | | G | AB | R | H | 2B | 3B | HR | RBI | SB | SLG | BB | SO | AVG | 106 | 150 | 13 | 34 | 12 | 1 | 1 | 7 | 0 | .340 | 18 | 17 | .227 | AVG | H | 2B | 3B | HR | RBI | SB | .227 | 34 | 12 | 1 | 1 | 0 | 1 |
| G | AB | R | H | 2B | 3B | HR | RBI | SB | SLG | BB | SO | AVG | | | | | | | | | | | | | | | | | | | | | | | | | | | | | | | | | | | | | | | | | | | | | | | | | | | | | | | | | | | | | | | | | | | | | | | | | | | | | | | | | | | | | | | | | | | | | |
| 149 | 553 | 89 | 179 | 42 | 0 | 21 | 117 | 10 | .514 | 75 | 92 | .324 | | | | | | | | | | | | | | | | | | | | | | | | | | | | | | | | | | | | | | | | | | | | | | | | | | | | | | | | | | | | | | | | | | | | | | | | | | | | | | | | | | | | | | | | | | | | | |
| AVG | H | 2B | 3B | HR | RBI | SB | | | | | | | | | | | | | | | | | | | | | | | | | | | | | | | | | | | | | | | | | | | | | | | | | | | | | | | | | | | | | | | | | | | | | | | | | | | | | | | | | | | | | | | | | | | | | | | | | | | |
| .324 | 179 | 42 | 0 | 21 | 11 | 1 | | | | | | | | | | | | | | | | | | | | | | | | | | | | | | | | | | | | | | | | | | | | | | | | | | | | | | | | | | | | | | | | | | | | | | | | | | | | | | | | | | | | | | | | | | | | | | | | | | | |
| G | AB | R | H | 2B | 3B | HR | RBI | SB | SLG | BB | SO | AVG | | | | | | | | | | | | | | | | | | | | | | | | | | | | | | | | | | | | | | | | | | | | | | | | | | | | | | | | | | | | | | | | | | | | | | | | | | | | | | | | | | | | | | | | | | | | | |
| 106 | 150 | 13 | 34 | 12 | 1 | 1 | 7 | 0 | .340 | 18 | 17 | .227 | | | | | | | | | | | | | | | | | | | | | | | | | | | | | | | | | | | | | | | | | | | | | | | | | | | | | | | | | | | | | | | | | | | | | | | | | | | | | | | | | | | | | | | | | | | | | |
| AVG | H | 2B | 3B | HR | RBI | SB | | | | | | | | | | | | | | | | | | | | | | | | | | | | | | | | | | | | | | | | | | | | | | | | | | | | | | | | | | | | | | | | | | | | | | | | | | | | | | | | | | | | | | | | | | | | | | | | | | | |
| .227 | 34 | 12 | 1 | 1 | 0 | 1 | | | | | | | | | | | | | | | | | | | | | | | | | | | | | | | | | | | | | | | | | | | | | | | | | | | | | | | | | | | | | | | | | | | | | | | | | | | | | | | | | | | | | | | | | | | | | | | | | | | |




| | | | | | | | | | | | | | | | | | |
|-----|-------------|----|---|---|------|----|----|----|----|-----|----|-----|----|------|----|----|------|
| 345 | DAVID ORTIZ | 1B | HT: 6'4" WT: 230 BATS: LEFT THROWS: LEFT BORN: 11-18-1975, Santo Domingo, D.R. | 1997 MINNESOTA TWINS BATTING RECORD | G | AB | R | H | 2B | 3B | HR | RBI | SB | SLG | BB | SO | AVG |
| | | | | | 15 | 49 | 10 | 16 | 3 | 0 | 1 | 6 | 0 | .449 | 2 | 19 | .327 |
| | | | | CARDBOARD BASEBALL RATINGS | AVG | H | 2B | 3B | HR | RBI | SB | | | | | | |
| | | | | | .327 | 16 | 3 | 0 | 1 | 0 | 1 | | | | | | |
| | | | | DEFENSE RATING | | | | | | | | | | | | | |
| | | | | 1B:  | | | | | | | | | | | | | |


| | | | | | | | | | | | | | | | | | |
|-----|--------------|---|---|---|------|----|----|----|----|-----|----|-----|----|------|----|----|------|
| 349 | TOM PAGNOZZI | C | HT: 6'0" WT: 190 BATS: RIGHT THROWS: RIGHT BORN: 7-30-1962, Tucson, AZ | 1997 ST. LOUIS CARDINALS BATTING RECORD | G | AB | R | H | 2B | 3B | HR | RBI | SB | SLG | BB | SO | AVG |
| | | | | | 25 | 50 | 4 | 11 | 3 | 0 | 1 | 8 | 0 | .340 | 1 | 7 | .220 |
| | | | | CARDBOARD BASEBALL RATINGS | AVG | H | 2B | 3B | HR | RBI | SB | | | | | | |
| | | | | | .220 | 11 | 3 | 0 | 1 | 0 | 1 | | | | | | |
| | | | | DEFENSE RATING | | | | | | | | | | | | | |
| | | | | | | | | | | | | | | | | | |


| | | | | | | | | | | | | | | | | | |
|-----|------------|---|--|--|------|-----|----|----|----|-----|----|-----|----|------|----|----|------|
| 346 | KEITH OSIK | C | HT: 6'0" WT: 185 BATS: RIGHT THROWS: RIGHT BORN: 10-22-1968, Port Jefferson, NY | 1997 PITTSBURGH PIRATES BATTING RECORD | G | AB | R | H | 2B | 3B | HR | RBI | SB | SLG | BB | SO | AVG |
| | | | | | 49 | 105 | 10 | 27 | 9 | 1 | 0 | 7 | 0 | .362 | 9 | 21 | .257 |
| | | | | CARDBOARD BASEBALL RATINGS | AVG | H | 2B | 3B | HR | RBI | SB | | | | | | |
| | | | | | .257 | 27 | 9 | 1 | 0 | 0 | 1 | | | | | | |
| | | | | DEFENSE RATING | | | | | | | | | | | | | |
| | | | | | | | | | | | | | | | | | |

| | | | | | | | | | | | | | | | | | |
|-----|-------------|----|---|---|------|-----|----|-----|----|-----|----|-----|----|------|----|-----|------|
| 350 | DEAN PALMER | 3B | HT: 6'1" WT: 175 BATS: RIGHT THROWS: RIGHT BORN: 12-27-1968, Tallahassee, FL | 1997 KANSAS CITY ROYALS BATTING RECORD | G | AB | R | H | 2B | 3B | HR | RBI | SB | SLG | BB | SO | AVG |
| | | | | | 143 | 542 | 70 | 139 | 31 | 1 | 23 | 86 | 2 | .445 | 41 | 134 | .256 |
| | | | | CARDBOARD BASEBALL RATINGS | AVG | H | 2B | 3B | HR | RBI | SB | | | | | | |
| | | | | | .256 | 139 | 31 | 1 | 23 | 8 | 1 | | | | | | |
| | | | | DEFENSE RATING | | | | | | | | | | | | | |
| | | | | 3B:  | | | | | | | | | | | | | |



















| | | | | | | | | | | | | | | | | | |
|-----|-------------|----|---|---|------|-----|----|----|----|-----|----|-----|----|------|----|----|------|
| 347 | RICKY OTERO | OF | HT: 5'7" WT: 150 BATS: BOTH THROWS: RIGHT BORN: 4-15-1972, Vega Baja, P.R. | 1997 PHILADELPHIA PHILLIES BATTING RECORD | G | AB | R | H | 2B | 3B | HR | RBI | SB | SLG | BB | SO | AVG |
| | | | | | 50 | 151 | 20 | 38 | 6 | 2 | 0 | 3 | 0 | .318 | 19 | 15 | .252 |
| | | | | CARDBOARD BASEBALL RATINGS | AVG | H | 2B | 3B | HR | RBI | SB | | | | | | |
| | | | | | .252 | 38 | 6 | 2 | 0 | 0 | 1 | | | | | | |
| | | | | DEFENSE RATING | | | | | | | | | | | | | |
| | | | | OF:    | | | | | | | | | | | | | |




| | | | | | | | | | | | | | | | | | |
|-----|------------------|----|---|--|------|-----|----|----|----|-----|----|-----|----|------|----|----|------|
| 351 | ORLANDO PALMEIRO | OF | HT: 5'11" WT: 155 BATS: LEFT THROWS: LEFT BORN: 1-19-1969, Hoboken, NJ | 1997 ANAHEIM ANGELS BATTING RECORD | G | AB | R | H | 2B | 3B | HR | RBI | SB | SLG | BB | SO | AVG |
| | | | | | 74 | 134 | 19 | 29 | 2 | 2 | 0 | 8 | 2 | .261 | 17 | 11 | .216 |
| | | | | CARDBOARD BASEBALL RATINGS | AVG | H | 2B | 3B | HR | RBI | SB | | | | | | |
| | | | | | .216 | 29 | 2 | 2 | 0 | 0 | 1 | | | | | | |
| | | | | DEFENSE RATING | | | | | | | | | | | | | |
| | | | | OF:    | | | | | | | | | | | | | |



| | | | | | | | | | | | | | | | | | |
|-----|------------|----|--|---|------|----|----|----|----|-----|----|-----|----|------|----|----|------|
| 348 | ERIC OWENS | OF | HT: 6'1" WT: 185 BATS: RIGHT THROWS: RIGHT BORN: 2-3-1971, Danville, VA | 1997 CINCINNATI REDS BATTING RECORD | G | AB | R | H | 2B | 3B | HR | RBI | SB | SLG | BB | SO | AVG |
| | | | | | 27 | 57 | 8 | 15 | 0 | 0 | 0 | 3 | 3 | .263 | 4 | 11 | .263 |
| | | | | CARDBOARD BASEBALL RATINGS | AVG | H | 2B | 3B | HR | RBI | SB | | | | | | |
| | | | | | .263 | 15 | 0 | 0 | 0 | 0 | 1 | | | | | | |
| | | | | DEFENSE RATING | | | | | | | | | | | | | |
| | | | | OF:  | | | | | | | | | | | | | |

| | | | | | | | | | | | | | | | | | |
|-----|-----------------|----|---|---|------|-----|----|-----|----|-----|----|-----|----|------|----|-----|------|
| 352 | RAFAEL PALMEIRO | 1B | HT: 6'0" WT: 180 BATS: LEFT THROWS: LEFT BORN: 9-24-1964, Havana, Cuba | 1997 BALTIMORE ORIOLES BATTING RECORD | G | AB | R | H | 2B | 3B | HR | RBI | SB | SLG | BB | SO | AVG |
| | | | | | 158 | 614 | 95 | 156 | 24 | 2 | 38 | 110 | 5 | .485 | 67 | 109 | .254 |
| | | | | CARDBOARD BASEBALL RATINGS | AVG | H | 2B | 3B | HR | RBI | SB | | | | | | |
| | | | | | .254 | 156 | 24 | 2 | 38 | 11 | 1 | | | | | | |
| | | | | DEFENSE RATING | | | | | | | | | | | | | |
| | | | | 1B:  | | | | | | | | | | | | | |


| <div>353</div> <div>CRAIG PAQUETTE</div> <div>3B</div> <div>HT: 6'0" WT: 190 BATS: RIGHT THROWS: RIGHT BORN: 3-28-1969, Long Beach, CA</div> <div>1997 KANSAS CITY ROYALS BATTING RECORD</div> <table><tr><th>G</th><th>AB</th><th>R</th><th>H</th><th>2B</th><th>3B</th><th>HR</th><th>RBI</th><th>SB</th><th>SLG</th><th>BB</th><th>SO</th><th>AVG</th></tr><tr><td>77</td><td>252</td><td>26</td><td>58</td><td>15</td><td>1</td><td>8</td><td>33</td><td>2</td><td>.393</td><td>10</td><td>57</td><td>.230</td></tr></table> <div>CARDBOARD BASEBALL RATINGS</div> <table><tr><th>AVG</th><th>H</th><th>2B</th><th>3B</th><th>HR</th><th>RBI</th><th>SB</th></tr><tr><td>.230</td><td>58</td><td>15</td><td>1</td><td>8</td><td>3</td><td>1</td></tr></table> <div>DEFENSE RATING</div> <div>3B: ♠♣</div> | G | AB | R | H | 2B | 3B | HR | RBI | SB | SLG | BB | SO | AVG | 77 | 252 | 26 | 58 | 15 | 1 | 8 | 33 | 2 | .393 | 10 | 57 | .230 | AVG | H | 2B | 3B | HR | RBI | SB | .230 | 58 | 15 | 1 | 8 | 3 | 1 | <div>357</div> <div>TERRY PENDLETON</div> <div>3B</div> <div>HT: 5'9" WT: 178 BATS: BOTH THROWS: RIGHT BORN: 7-16-1960, Los Angeles, CA</div> <div>1997 CINCINNATI REDS BATTING RECORD</div> <table><tr><th>G</th><th>AB</th><th>R</th><th>H</th><th>2B</th><th>3B</th><th>HR</th><th>RBI</th><th>SB</th><th>SLG</th><th>BB</th><th>SO</th><th>AVG</th></tr><tr><td>50</td><td>113</td><td>11</td><td>28</td><td>9</td><td>0</td><td>1</td><td>17</td><td>2</td><td>.354</td><td>12</td><td>14</td><td>.248</td></tr></table> <div>CARDBOARD BASEBALL RATINGS</div> <table><tr><th>AVG</th><th>H</th><th>2B</th><th>3B</th><th>HR</th><th>RBI</th><th>SB</th></tr><tr><td>.248</td><td>28</td><td>9</td><td>0</td><td>1</td><td>1</td><td>1</td></tr></table> <div>DEFENSE RATING</div> <div>3B: ♠♣</div> | G | AB | R | H | 2B | 3B | HR | RBI | SB | SLG | BB | SO | AVG | 50 | 113 | 11 | 28 | 9 | 0 | 1 | 17 | 2 | .354 | 12 | 14 | .248 | AVG | H | 2B | 3B | HR | RBI | SB | .248 | 28 | 9 | 0 | 1 | 1 | 1 |
|---|-----|----|----|----|-----|----|-----|-----|------|-----|----|------|-----|----|-----|----|----|----|---|---|----|---|------|----|----|------|-----|---|----|----|----|-----|----|------|----|----|---|---|---|---|---|---|----|---|---|----|----|----|-----|----|-----|----|----|-----|-----|-----|----|----|----|----|----|----|---|------|----|----|------|-----|---|----|----|----|-----|----|------|----|----|----|----|---|---|
| G | AB | R | H | 2B | 3B | HR | RBI | SB | SLG | BB | SO | AVG | | | | | | | | | | | | | | | | | | | | | | | | | | | | | | | | | | | | | | | | | | | | | | | | | | | | | | | | | | | | | | | | | | | | | |
| 77 | 252 | 26 | 58 | 15 | 1 | 8 | 33 | 2 | .393 | 10 | 57 | .230 | | | | | | | | | | | | | | | | | | | | | | | | | | | | | | | | | | | | | | | | | | | | | | | | | | | | | | | | | | | | | | | | | | | | | |
| AVG | H | 2B | 3B | HR | RBI | SB | | | | | | | | | | | | | | | | | | | | | | | | | | | | | | | | | | | | | | | | | | | | | | | | | | | | | | | | | | | | | | | | | | | | | | | | | | | |
| .230 | 58 | 15 | 1 | 8 | 3 | 1 | | | | | | | | | | | | | | | | | | | | | | | | | | | | | | | | | | | | | | | | | | | | | | | | | | | | | | | | | | | | | | | | | | | | | | | | | | | |
| G | AB | R | H | 2B | 3B | HR | RBI | SB | SLG | BB | SO | AVG | | | | | | | | | | | | | | | | | | | | | | | | | | | | | | | | | | | | | | | | | | | | | | | | | | | | | | | | | | | | | | | | | | | | | |
| 50 | 113 | 11 | 28 | 9 | 0 | 1 | 17 | 2 | .354 | 12 | 14 | .248 | | | | | | | | | | | | | | | | | | | | | | | | | | | | | | | | | | | | | | | | | | | | | | | | | | | | | | | | | | | | | | | | | | | | | |
| AVG | H | 2B | 3B | HR | RBI | SB | | | | | | | | | | | | | | | | | | | | | | | | | | | | | | | | | | | | | | | | | | | | | | | | | | | | | | | | | | | | | | | | | | | | | | | | | | | |
| .248 | 28 | 9 | 0 | 1 | 1 | 1 | | | | | | | | | | | | | | | | | | | | | | | | | | | | | | | | | | | | | | | | | | | | | | | | | | | | | | | | | | | | | | | | | | | | | | | | | | | |
| <div>354</div> <div>MARK PARENT</div> <div>C</div> <div>HT: 6'5" WT: 215 BATS: RIGHT THROWS: RIGHT BORN: 9-16-1961, Ashland, OR</div> <div>1997 PHILADELPHIA PHILLIES BATTING RECORD</div> <table><tr><th>G</th><th>AB</th><th>R</th><th>H</th><th>2B</th><th>3B</th><th>HR</th><th>RBI</th><th>SB</th><th>SLG</th><th>BB</th><th>SO</th><th>AVG</th></tr><tr><td>39</td><td>113</td><td>4</td><td>17</td><td>3</td><td>0</td><td>0</td><td>8</td><td>0</td><td>.177</td><td>7</td><td>39</td><td>.150</td></tr></table> <div>CARDBOARD BASEBALL RATINGS</div> <table><tr><th>AVG</th><th>H</th><th>2B</th><th>3B</th><th>HR</th><th>RBI</th><th>SB</th></tr><tr><td>.150</td><td>17</td><td>3</td><td>0</td><td>0</td><td>0</td><td>1</td></tr></table> <div>DEFENSE RATING</div> | G | AB | R | H | 2B | 3B | HR | RBI | SB | SLG | BB | SO | AVG | 39 | 113 | 4 | 17 | 3 | 0 | 0 | 8 | 0 | .177 | 7 | 39 | .150 | AVG | H | 2B | 3B | HR | RBI | SB | .150 | 17 | 3 | 0 | 0 | 0 | 1 | <div>358</div> <div>EDUARDO PEREZ</div> <div>1B-OF-3B</div> <div>HT: 6'4" WT: 215 BATS: RIGHT THROWS: RIGHT BORN: 9-11-1969, Cincinnati, OH</div> <div>1997 CINCINNATI REDS BATTING RECORD</div> <table><tr><th>G</th><th>AB</th><th>R</th><th>H</th><th>2B</th><th>3B</th><th>HR</th><th>RBI</th><th>SB</th><th>SLG</th><th>BB</th><th>SO</th><th>AVG</th></tr><tr><td>106</td><td>297</td><td>44</td><td>75</td><td>18</td><td>0</td><td>16</td><td>52</td><td>5</td><td>.475</td><td>29</td><td>76</td><td>.253</td></tr></table> <div>CARDBOARD BASEBALL RATINGS</div> <table><tr><th>AVG</th><th>H</th><th>2B</th><th>3B</th><th>HR</th><th>RBI</th><th>SB</th></tr><tr><td>.253</td><td>75</td><td>18</td><td>0</td><td>16</td><td>5</td><td>1</td></tr></table> <div>DEFENSE RATING</div> <div>1B: ♠ OF: ♠ 3B: ♠♣♥</div> | G | AB | R | H | 2B | 3B | HR | RBI | SB | SLG | BB | SO | AVG | 106 | 297 | 44 | 75 | 18 | 0 | 16 | 52 | 5 | .475 | 29 | 76 | .253 | AVG | H | 2B | 3B | HR | RBI | SB | .253 | 75 | 18 | 0 | 16 | 5 | 1 |
| G | AB | R | H | 2B | 3B | HR | RBI | SB | SLG | BB | SO | AVG | | | | | | | | | | | | | | | | | | | | | | | | | | | | | | | | | | | | | | | | | | | | | | | | | | | | | | | | | | | | | | | | | | | | | |
| 39 | 113 | 4 | 17 | 3 | 0 | 0 | 8 | 0 | .177 | 7 | 39 | .150 | | | | | | | | | | | | | | | | | | | | | | | | | | | | | | | | | | | | | | | | | | | | | | | | | | | | | | | | | | | | | | | | | | | | | |
| AVG | H | 2B | 3B | HR | RBI | SB | | | | | | | | | | | | | | | | | | | | | | | | | | | | | | | | | | | | | | | | | | | | | | | | | | | | | | | | | | | | | | | | | | | | | | | | | | | |
| .150 | 17 | 3 | 0 | 0 | 0 | 1 | | | | | | | | | | | | | | | | | | | | | | | | | | | | | | | | | | | | | | | | | | | | | | | | | | | | | | | | | | | | | | | | | | | | | | | | | | | |
| G | AB | R | H | 2B | 3B | HR | RBI | SB | SLG | BB | SO | AVG | | | | | | | | | | | | | | | | | | | | | | | | | | | | | | | | | | | | | | | | | | | | | | | | | | | | | | | | | | | | | | | | | | | | | |
| 106 | 297 | 44 | 75 | 18 | 0 | 16 | 52 | 5 | .475 | 29 | 76 | .253 | | | | | | | | | | | | | | | | | | | | | | | | | | | | | | | | | | | | | | | | | | | | | | | | | | | | | | | | | | | | | | | | | | | | | |
| AVG | H | 2B | 3B | HR | RBI | SB | | | | | | | | | | | | | | | | | | | | | | | | | | | | | | | | | | | | | | | | | | | | | | | | | | | | | | | | | | | | | | | | | | | | | | | | | | | |
| .253 | 75 | 18 | 0 | 16 | 5 | 1 | | | | | | | | | | | | | | | | | | | | | | | | | | | | | | | | | | | | | | | | | | | | | | | | | | | | | | | | | | | | | | | | | | | | | | | | | | | |
| <div>355</div> <div>RUDY PEMBERTON</div> <div>OF</div> <div>HT: 6'1" WT: 185 BATS: RIGHT THROWS: RIGHT BORN: 12-17-1969, San Pedro de Macoris, D.R.</div> <div>1997 BOSTON RED SOX BATTING RECORD</div> <table><tr><th>G</th><th>AB</th><th>R</th><th>H</th><th>2B</th><th>3B</th><th>HR</th><th>RBI</th><th>SB</th><th>SLG</th><th>BB</th><th>SO</th><th>AVG</th></tr><tr><td>27</td><td>63</td><td>8</td><td>15</td><td>2</td><td>0</td><td>2</td><td>10</td><td>0</td><td>.365</td><td>4</td><td>13</td><td>.238</td></tr></table> <div>CARDBOARD BASEBALL RATINGS</div> <table><tr><th>AVG</th><th>H</th><th>2B</th><th>3B</th><th>HR</th><th>RBI</th><th>SB</th></tr><tr><td>.238</td><td>15</td><td>2</td><td>0</td><td>2</td><td>1</td><td>1</td></tr></table> <div>DEFENSE RATING</div> <div>OF: ♠♣</div> | G | AB | R | H | 2B | 3B | HR | RBI | SB | SLG | BB | SO | AVG | 27 | 63 | 8 | 15 | 2 | 0 | 2 | 10 | 0 | .365 | 4 | 13 | .238 | AVG | H | 2B | 3B | HR | RBI | SB | .238 | 15 | 2 | 0 | 2 | 1 | 1 | <div>359</div> <div>EDDIE PEREZ</div> <div>C-1B</div> <div>HT: 6'1" WT: 175 BATS: RIGHT THROWS: RIGHT BORN: 5-4-1968, Ciudad Ojeda, Venezuela</div> <div>1997 ATLANTA BRAVES BATTING RECORD</div> <table><tr><th>G</th><th>AB</th><th>R</th><th>H</th><th>2B</th><th>3B</th><th>HR</th><th>RBI</th><th>SB</th><th>SLG</th><th>BB</th><th>SO</th><th>AVG</th></tr><tr><td>73</td><td>191</td><td>20</td><td>41</td><td>5</td><td>0</td><td>6</td><td>18</td><td>0</td><td>.335</td><td>10</td><td>35</td><td>.215</td></tr></table> <div>CARDBOARD BASEBALL RATINGS</div> <table><tr><th>AVG</th><th>H</th><th>2B</th><th>3B</th><th>HR</th><th>RBI</th><th>SB</th></tr><tr><td>.215</td><td>41</td><td>5</td><td>0</td><td>6</td><td>1</td><td>1</td></tr></table> <div>DEFENSE RATING</div> <div>1B: ♠♣♥</div> | G | AB | R | H | 2B | 3B | HR | RBI | SB | SLG | BB | SO | AVG | 73 | 191 | 20 | 41 | 5 | 0 | 6 | 18 | 0 | .335 | 10 | 35 | .215 | AVG | H | 2B | 3B | HR | RBI | SB | .215 | 41 | 5 | 0 | 6 | 1 | 1 |
| G | AB | R | H | 2B | 3B | HR | RBI | SB | SLG | BB | SO | AVG | | | | | | | | | | | | | | | | | | | | | | | | | | | | | | | | | | | | | | | | | | | | | | | | | | | | | | | | | | | | | | | | | | | | | |
| 27 | 63 | 8 | 15 | 2 | 0 | 2 | 10 | 0 | .365 | 4 | 13 | .238 | | | | | | | | | | | | | | | | | | | | | | | | | | | | | | | | | | | | | | | | | | | | | | | | | | | | | | | | | | | | | | | | | | | | | |
| AVG | H | 2B | 3B | HR | RBI | SB | | | | | | | | | | | | | | | | | | | | | | | | | | | | | | | | | | | | | | | | | | | | | | | | | | | | | | | | | | | | | | | | | | | | | | | | | | | |
| .238 | 15 | 2 | 0 | 2 | 1 | 1 | | | | | | | | | | | | | | | | | | | | | | | | | | | | | | | | | | | | | | | | | | | | | | | | | | | | | | | | | | | | | | | | | | | | | | | | | | | |
| G | AB | R | H | 2B | 3B | HR | RBI | SB | SLG | BB | SO | AVG | | | | | | | | | | | | | | | | | | | | | | | | | | | | | | | | | | | | | | | | | | | | | | | | | | | | | | | | | | | | | | | | | | | | | |
| 73 | 191 | 20 | 41 | 5 | 0 | 6 | 18 | 0 | .335 | 10 | 35 | .215 | | | | | | | | | | | | | | | | | | | | | | | | | | | | | | | | | | | | | | | | | | | | | | | | | | | | | | | | | | | | | | | | | | | | | |
| AVG | H | 2B | 3B | HR | RBI | SB | | | | | | | | | | | | | | | | | | | | | | | | | | | | | | | | | | | | | | | | | | | | | | | | | | | | | | | | | | | | | | | | | | | | | | | | | | | |
| .215 | 41 | 5 | 0 | 6 | 1 | 1 | | | | | | | | | | | | | | | | | | | | | | | | | | | | | | | | | | | | | | | | | | | | | | | | | | | | | | | | | | | | | | | | | | | | | | | | | | | |
| <div>356</div> <div>TONY PENA</div> <div>C</div> <div>HT: 6'0" WT: 175 BATS: RIGHT THROWS: RIGHT BORN: 6-4-1957, Monte Cristi, D.R.</div> <div>1997 HOUSTON ASTROS BATTING RECORD</div> <table><tr><th>G</th><th>AB</th><th>R</th><th>H</th><th>2B</th><th>3B</th><th>HR</th><th>RBI</th><th>SB</th><th>SLG</th><th>BB</th><th>SO</th><th>AVG</th></tr><tr><td>40</td><td>86</td><td>6</td><td>15</td><td>4</td><td>0</td><td>0</td><td>10</td><td>0</td><td>.221</td><td>10</td><td>16</td><td>.174</td></tr></table> <div>CARDBOARD BASEBALL RATINGS</div> <table><tr><th>AVG</th><th>H</th><th>2B</th><th>3B</th><th>HR</th><th>RBI</th><th>SB</th></tr><tr><td>.174</td><td>15</td><td>4</td><td>0</td><td>0</td><td>1</td><td>1</td></tr></table> <div>DEFENSE RATING</div> | G | AB | R | H | 2B | 3B | HR | RBI | SB | SLG | BB | SO | AVG | 40 | 86 | 6 | 15 | 4 | 0 | 0 | 10 | 0 | .221 | 10 | 16 | .174 | AVG | H | 2B | 3B | HR | RBI | SB | .174 | 15 | 4 | 0 | 0 | 1 | 1 | <div>360</div> <div>NEIFI PEREZ</div> <div>2B-SS</div> <div>HT: 6'0" WT: 175 BATS: BOTH THROWS: RIGHT BORN: 6-2-1973, Villa Mella, D.R.</div> <div>1997 COLORADO ROCKIES BATTING RECORD</div> <table><tr><th>G</th><th>AB</th><th>R</th><th>H</th><th>2B</th><th>3B</th><th>HR</th><th>RBI</th><th>SB</th><th>SLG</th><th>BB</th><th>SO</th><th>AVG</th></tr><tr><td>83</td><td>313</td><td>46</td><td>91</td><td>13</td><td>10</td><td>5</td><td>31</td><td>4</td><td>.444</td><td>21</td><td>43</td><td>.291</td></tr></table> <div>CARDBOARD BASEBALL RATINGS</div> <table><tr><th>AVG</th><th>H</th><th>2B</th><th>3B</th><th>HR</th><th>RBI</th><th>SB</th></tr><tr><td>.291</td><td>91</td><td>13</td><td>10</td><td>5</td><td>3</td><td>1</td></tr></table> <div>DEFENSE RATING</div> <div>2B: ♠♣♥ SS: ♠♣♥</div> | G | AB | R | H | 2B | 3B | HR | RBI | SB | SLG | BB | SO | AVG | 83 | 313 | 46 | 91 | 13 | 10 | 5 | 31 | 4 | .444 | 21 | 43 | .291 | AVG | H | 2B | 3B | HR | RBI | SB | .291 | 91 | 13 | 10 | 5 | 3 | 1 |
| G | AB | R | H | 2B | 3B | HR | RBI | SB | SLG | BB | SO | AVG | | | | | | | | | | | | | | | | | | | | | | | | | | | | | | | | | | | | | | | | | | | | | | | | | | | | | | | | | | | | | | | | | | | | | |
| 40 | 86 | 6 | 15 | 4 | 0 | 0 | 10 | 0 | .221 | 10 | 16 | .174 | | | | | | | | | | | | | | | | | | | | | | | | | | | | | | | | | | | | | | | | | | | | | | | | | | | | | | | | | | | | | | | | | | | | | |
| AVG | H | 2B | 3B | HR | RBI | SB | | | | | | | | | | | | | | | | | | | | | | | | | | | | | | | | | | | | | | | | | | | | | | | | | | | | | | | | | | | | | | | | | | | | | | | | | | | |
| .174 | 15 | 4 | 0 | 0 | 1 | 1 | | | | | | | | | | | | | | | | | | | | | | | | | | | | | | | | | | | | | | | | | | | | | | | | | | | | | | | | | | | | | | | | | | | | | | | | | | | |
| G | AB | R | H | 2B | 3B | HR | RBI | SB | SLG | BB | SO | AVG | | | | | | | | | | | | | | | | | | | | | | | | | | | | | | | | | | | | | | | | | | | | | | | | | | | | | | | | | | | | | | | | | | | | | |
| 83 | 313 | 46 | 91 | 13 | 10 | 5 | 31 | 4 | .444 | 21 | 43 | .291 | | | | | | | | | | | | | | | | | | | | | | | | | | | | | | | | | | | | | | | | | | | | | | | | | | | | | | | | | | | | | | | | | | | | | |
| AVG | H | 2B | 3B | HR | RBI | SB | | | | | | | | | | | | | | | | | | | | | | | | | | | | | | | | | | | | | | | | | | | | | | | | | | | | | | | | | | | | | | | | | | | | | | | | | | | |
| .291 | 91 | 13 | 10 | 5 | 3 | 1 | | | | | | | | | | | | | | | | | | | | | | | | | | | | | | | | | | | | | | | | | | | | | | | | | | | | | | | | | | | | | | | | | | | | | | | | | | | |


| <div>361</div> <div>ROBERT PEREZ</div> <div>OF</div> <div>HT: 6'3" WT: 205 BATS: RIGHT THROWS: RIGHT</div> <div>BORN: 6-4-1969, Ciudad Bolivar, Venezuela</div> <div>1997 TORONTO BLUE JAYS BATTING RECORD</div> <table><tr><th>G</th><th>AB</th><th>R</th><th>H</th><th>2B</th><th>3B</th><th>HR</th><th>RBI</th><th>SB</th><th>SLG</th><th>BB</th><th>SO</th><th>AVG</th></tr><tr><td>37</td><td>78</td><td>4</td><td>15</td><td>4</td><td>1</td><td>2</td><td>6</td><td>0</td><td>.346</td><td>0</td><td>16</td><td>.192</td></tr></table> <div>CARDBOARD BASEBALL RATINGS</div> <table><tr><th>AVG</th><th>H</th><th>2B</th><th>3B</th><th>HR</th><th>RBI</th><th>SB</th></tr><tr><td>.192</td><td>15</td><td>4</td><td>1</td><td>2</td><td>0</td><td>1</td></tr></table> <div>DEFENSE RATING</div> <div>OF: </div> | G | AB | R | H | 2B | 3B | HR | RBI | SB | SLG | BB | SO | AVG | 37 | 78 | 4 | 15 | 4 | 1 | 2 | 6 | 0 | .346 | 0 | 16 | .192 | AVG | H | 2B | 3B | HR | RBI | SB | .192 | 15 | 4 | 1 | 2 | 0 | 1 | <div>365</div> <div>PHIL PLANTIER</div> <div>OF</div> <div>HT: 6'0" WT: 175 BATS: LEFT THROWS: RIGHT</div> <div>BORN: 1-27-1969, Manchester, NH</div> <div>1997 ST. LOUIS CARDINALS BATTING RECORD</div> <table><tr><th>G</th><th>AB</th><th>R</th><th>H</th><th>2B</th><th>3B</th><th>HR</th><th>RBI</th><th>SB</th><th>SLG</th><th>BB</th><th>SO</th><th>AVG</th></tr><tr><td>52</td><td>121</td><td>13</td><td>30</td><td>8</td><td>0</td><td>5</td><td>18</td><td>0</td><td>.438</td><td>13</td><td>30</td><td>.248</td></tr></table> <div>CARDBOARD BASEBALL RATINGS</div> <table><tr><th>AVG</th><th>H</th><th>2B</th><th>3B</th><th>HR</th><th>RBI</th><th>SB</th></tr><tr><td>.248</td><td>30</td><td>8</td><td>0</td><td>5</td><td>1</td><td>1</td></tr></table> <div>DEFENSE RATING</div> <div>OF: </div> | G | AB | R | H | 2B | 3B | HR | RBI | SB | SLG | BB | SO | AVG | 52 | 121 | 13 | 30 | 8 | 0 | 5 | 18 | 0 | .438 | 13 | 30 | .248 | AVG | H | 2B | 3B | HR | RBI | SB | .248 | 30 | 8 | 0 | 5 | 1 | 1 |
|---|-----|-----|-----|----|-----|----|-----|-----|------|-----|-----|------|-----|-----|-----|-----|-----|----|---|----|-----|----|------|-----|-----|------|-----|---|----|----|----|-----|----|------|-----|----|---|----|----|---|---|---|----|---|---|----|----|----|-----|----|-----|----|----|-----|----|-----|----|----|----|---|---|----|---|------|----|----|------|-----|---|----|----|----|-----|----|------|----|----|---|---|---|---|
| G | AB | R | H | 2B | 3B | HR | RBI | SB | SLG | BB | SO | AVG | | | | | | | | | | | | | | | | | | | | | | | | | | | | | | | | | | | | | | | | | | | | | | | | | | | | | | | | | | | | | | | | | | | | | |
| 37 | 78 | 4 | 15 | 4 | 1 | 2 | 6 | 0 | .346 | 0 | 16 | .192 | | | | | | | | | | | | | | | | | | | | | | | | | | | | | | | | | | | | | | | | | | | | | | | | | | | | | | | | | | | | | | | | | | | | | |
| AVG | H | 2B | 3B | HR | RBI | SB | | | | | | | | | | | | | | | | | | | | | | | | | | | | | | | | | | | | | | | | | | | | | | | | | | | | | | | | | | | | | | | | | | | | | | | | | | | |
| .192 | 15 | 4 | 1 | 2 | 0 | 1 | | | | | | | | | | | | | | | | | | | | | | | | | | | | | | | | | | | | | | | | | | | | | | | | | | | | | | | | | | | | | | | | | | | | | | | | | | | |
| G | AB | R | H | 2B | 3B | HR | RBI | SB | SLG | BB | SO | AVG | | | | | | | | | | | | | | | | | | | | | | | | | | | | | | | | | | | | | | | | | | | | | | | | | | | | | | | | | | | | | | | | | | | | | |
| 52 | 121 | 13 | 30 | 8 | 0 | 5 | 18 | 0 | .438 | 13 | 30 | .248 | | | | | | | | | | | | | | | | | | | | | | | | | | | | | | | | | | | | | | | | | | | | | | | | | | | | | | | | | | | | | | | | | | | | | |
| AVG | H | 2B | 3B | HR | RBI | SB | | | | | | | | | | | | | | | | | | | | | | | | | | | | | | | | | | | | | | | | | | | | | | | | | | | | | | | | | | | | | | | | | | | | | | | | | | | |
| .248 | 30 | 8 | 0 | 5 | 1 | 1 | | | | | | | | | | | | | | | | | | | | | | | | | | | | | | | | | | | | | | | | | | | | | | | | | | | | | | | | | | | | | | | | | | | | | | | | | | | |
| <div>362</div> <div>TOMAS PEREZ</div> <div>SS-2B</div> <div>HT: 5'11" WT: 185 BATS: BOTH THROWS: RIGHT</div> <div>BORN: 12-29-1973, Barquisimeto, Venezuela</div> <div>1997 TORONTO BLUE JAYS BATTING RECORD</div> <table><tr><th>G</th><th>AB</th><th>R</th><th>H</th><th>2B</th><th>3B</th><th>HR</th><th>RBI</th><th>SB</th><th>SLG</th><th>BB</th><th>SO</th><th>AVG</th></tr><tr><td>40</td><td>123</td><td>9</td><td>24</td><td>3</td><td>2</td><td>0</td><td>9</td><td>1</td><td>.252</td><td>11</td><td>28</td><td>.195</td></tr></table> <div>CARDBOARD BASEBALL RATINGS</div> <table><tr><th>AVG</th><th>H</th><th>2B</th><th>3B</th><th>HR</th><th>RBI</th><th>SB</th></tr><tr><td>.195</td><td>24</td><td>3</td><td>2</td><td>0</td><td>0</td><td>1</td></tr></table> <div>DEFENSE RATING</div> <div>SS:  2B: </div> | G | AB | R | H | 2B | 3B | HR | RBI | SB | SLG | BB | SO | AVG | 40 | 123 | 9 | 24 | 3 | 2 | 0 | 9 | 1 | .252 | 11 | 28 | .195 | AVG | H | 2B | 3B | HR | RBI | SB | .195 | 24 | 3 | 2 | 0 | 0 | 1 | <div>366</div> <div>KEVIN POLCOVICH</div> <div>SS</div> <div>HT: 5'9" WT: 170 BATS: RIGHT THROWS: RIGHT</div> <div>BORN: 6-28-1970, Auburn, NY</div> <div>1997 PITTSBURGH PIRATES BATTING RECORD</div> <table><tr><th>G</th><th>AB</th><th>R</th><th>H</th><th>2B</th><th>3B</th><th>HR</th><th>RBI</th><th>SB</th><th>SLG</th><th>BB</th><th>SO</th><th>AVG</th></tr><tr><td>84</td><td>245</td><td>37</td><td>67</td><td>16</td><td>1</td><td>4</td><td>21</td><td>2</td><td>.396</td><td>21</td><td>45</td><td>.273</td></tr></table> <div>CARDBOARD BASEBALL RATINGS</div> <table><tr><th>AVG</th><th>H</th><th>2B</th><th>3B</th><th>HR</th><th>RBI</th><th>SB</th></tr><tr><td>.273</td><td>67</td><td>16</td><td>1</td><td>4</td><td>2</td><td>1</td></tr></table> <div>DEFENSE RATING</div> <div>SS: </div> | G | AB | R | H | 2B | 3B | HR | RBI | SB | SLG | BB | SO | AVG | 84 | 245 | 37 | 67 | 16 | 1 | 4 | 21 | 2 | .396 | 21 | 45 | .273 | AVG | H | 2B | 3B | HR | RBI | SB | .273 | 67 | 16 | 1 | 4 | 2 | 1 |
| G | AB | R | H | 2B | 3B | HR | RBI | SB | SLG | BB | SO | AVG | | | | | | | | | | | | | | | | | | | | | | | | | | | | | | | | | | | | | | | | | | | | | | | | | | | | | | | | | | | | | | | | | | | | | |
| 40 | 123 | 9 | 24 | 3 | 2 | 0 | 9 | 1 | .252 | 11 | 28 | .195 | | | | | | | | | | | | | | | | | | | | | | | | | | | | | | | | | | | | | | | | | | | | | | | | | | | | | | | | | | | | | | | | | | | | | |
| AVG | H | 2B | 3B | HR | RBI | SB | | | | | | | | | | | | | | | | | | | | | | | | | | | | | | | | | | | | | | | | | | | | | | | | | | | | | | | | | | | | | | | | | | | | | | | | | | | |
| .195 | 24 | 3 | 2 | 0 | 0 | 1 | | | | | | | | | | | | | | | | | | | | | | | | | | | | | | | | | | | | | | | | | | | | | | | | | | | | | | | | | | | | | | | | | | | | | | | | | | | |
| G | AB | R | H | 2B | 3B | HR | RBI | SB | SLG | BB | SO | AVG | | | | | | | | | | | | | | | | | | | | | | | | | | | | | | | | | | | | | | | | | | | | | | | | | | | | | | | | | | | | | | | | | | | | | |
| 84 | 245 | 37 | 67 | 16 | 1 | 4 | 21 | 2 | .396 | 21 | 45 | .273 | | | | | | | | | | | | | | | | | | | | | | | | | | | | | | | | | | | | | | | | | | | | | | | | | | | | | | | | | | | | | | | | | | | | | |
| AVG | H | 2B | 3B | HR | RBI | SB | | | | | | | | | | | | | | | | | | | | | | | | | | | | | | | | | | | | | | | | | | | | | | | | | | | | | | | | | | | | | | | | | | | | | | | | | | | |
| .273 | 67 | 16 | 1 | 4 | 2 | 1 | | | | | | | | | | | | | | | | | | | | | | | | | | | | | | | | | | | | | | | | | | | | | | | | | | | | | | | | | | | | | | | | | | | | | | | | | | | |
| <div>363</div> <div>TONY PHILLIPS</div> <div>2B-OF-3B</div> <div>HT: 5'9" WT: 155 BATS: BOTH THROWS: RIGHT</div> <div>BORN: 4-25-1959, Atlanta, GA</div> <div>1997 ANAHEIM ANGELS BATTING RECORD</div> <table><tr><th>G</th><th>AB</th><th>R</th><th>H</th><th>2B</th><th>3B</th><th>HR</th><th>RBI</th><th>SB</th><th>SLG</th><th>BB</th><th>SO</th><th>AVG</th></tr><tr><td>141</td><td>534</td><td>96</td><td>147</td><td>34</td><td>2</td><td>8</td><td>57</td><td>13</td><td>.391</td><td>102</td><td>118</td><td>.275</td></tr></table> <div>CARDBOARD BASEBALL RATINGS</div> <table><tr><th>AVG</th><th>H</th><th>2B</th><th>3B</th><th>HR</th><th>RBI</th><th>SB</th></tr><tr><td>.275</td><td>147</td><td>34</td><td>2</td><td>8</td><td>5</td><td>1</td></tr></table> <div>DEFENSE RATING</div> <div>2B:  OF:  3B: </div> | G | AB | R | H | 2B | 3B | HR | RBI | SB | SLG | BB | SO | AVG | 141 | 534 | 96 | 147 | 34 | 2 | 8 | 57 | 13 | .391 | 102 | 118 | .275 | AVG | H | 2B | 3B | HR | RBI | SB | .275 | 147 | 34 | 2 | 8 | 5 | 1 | <div>367</div> <div>JORGE POSADA</div> <div>C</div> <div>HT: 6'2" WT: 215 BATS: BOTH THROWS: RIGHT</div> <div>BORN: 8-17-1971, Santurce, P.R.</div> <div>1997 NEW YORK YANKEES BATTING RECORD</div> <table><tr><th>G</th><th>AB</th><th>R</th><th>H</th><th>2B</th><th>3B</th><th>HR</th><th>RBI</th><th>SB</th><th>SLG</th><th>BB</th><th>SO</th><th>AVG</th></tr><tr><td>60</td><td>188</td><td>29</td><td>47</td><td>12</td><td>0</td><td>6</td><td>25</td><td>1</td><td>.410</td><td>30</td><td>33</td><td>.250</td></tr></table> <div>CARDBOARD BASEBALL RATINGS</div> <table><tr><th>AVG</th><th>H</th><th>2B</th><th>3B</th><th>HR</th><th>RBI</th><th>SB</th></tr><tr><td>.250</td><td>47</td><td>12</td><td>0</td><td>6</td><td>2</td><td>1</td></tr></table> <div>DEFENSE RATING</div> | G | AB | R | H | 2B | 3B | HR | RBI | SB | SLG | BB | SO | AVG | 60 | 188 | 29 | 47 | 12 | 0 | 6 | 25 | 1 | .410 | 30 | 33 | .250 | AVG | H | 2B | 3B | HR | RBI | SB | .250 | 47 | 12 | 0 | 6 | 2 | 1 |
| G | AB | R | H | 2B | 3B | HR | RBI | SB | SLG | BB | SO | AVG | | | | | | | | | | | | | | | | | | | | | | | | | | | | | | | | | | | | | | | | | | | | | | | | | | | | | | | | | | | | | | | | | | | | | |
| 141 | 534 | 96 | 147 | 34 | 2 | 8 | 57 | 13 | .391 | 102 | 118 | .275 | | | | | | | | | | | | | | | | | | | | | | | | | | | | | | | | | | | | | | | | | | | | | | | | | | | | | | | | | | | | | | | | | | | | | |
| AVG | H | 2B | 3B | HR | RBI | SB | | | | | | | | | | | | | | | | | | | | | | | | | | | | | | | | | | | | | | | | | | | | | | | | | | | | | | | | | | | | | | | | | | | | | | | | | | | |
| .275 | 147 | 34 | 2 | 8 | 5 | 1 | | | | | | | | | | | | | | | | | | | | | | | | | | | | | | | | | | | | | | | | | | | | | | | | | | | | | | | | | | | | | | | | | | | | | | | | | | | |
| G | AB | R | H | 2B | 3B | HR | RBI | SB | SLG | BB | SO | AVG | | | | | | | | | | | | | | | | | | | | | | | | | | | | | | | | | | | | | | | | | | | | | | | | | | | | | | | | | | | | | | | | | | | | | |
| 60 | 188 | 29 | 47 | 12 | 0 | 6 | 25 | 1 | .410 | 30 | 33 | .250 | | | | | | | | | | | | | | | | | | | | | | | | | | | | | | | | | | | | | | | | | | | | | | | | | | | | | | | | | | | | | | | | | | | | | |
| AVG | H | 2B | 3B | HR | RBI | SB | | | | | | | | | | | | | | | | | | | | | | | | | | | | | | | | | | | | | | | | | | | | | | | | | | | | | | | | | | | | | | | | | | | | | | | | | | | |
| .250 | 47 | 12 | 0 | 6 | 2 | 1 | | | | | | | | | | | | | | | | | | | | | | | | | | | | | | | | | | | | | | | | | | | | | | | | | | | | | | | | | | | | | | | | | | | | | | | | | | | |
| <div>364</div> <div>MIKE PIAZZA</div> <div>C</div> <div>HT: 6'3" WT: 200 BATS: RIGHT THROWS: RIGHT</div> <div>BORN: 9-4-1968, Norristown, PA</div> <div>1997 LOS ANGELES DODGERS BATTING RECORD</div> <table><tr><th>G</th><th>AB</th><th>R</th><th>H</th><th>2B</th><th>3B</th><th>HR</th><th>RBI</th><th>SB</th><th>SLG</th><th>BB</th><th>SO</th><th>AVG</th></tr><tr><td>152</td><td>556</td><td>104</td><td>201</td><td>32</td><td>1</td><td>40</td><td>124</td><td>5</td><td>.638</td><td>69</td><td>77</td><td>.362</td></tr></table> <div>CARDBOARD BASEBALL RATINGS</div> <table><tr><th>AVG</th><th>H</th><th>2B</th><th>3B</th><th>HR</th><th>RBI</th><th>SB</th></tr><tr><td>.362</td><td>201</td><td>32</td><td>1</td><td>40</td><td>12</td><td>1</td></tr></table> <div>DEFENSE RATING</div> | G | AB | R | H | 2B | 3B | HR | RBI | SB | SLG | BB | SO | AVG | 152 | 556 | 104 | 201 | 32 | 1 | 40 | 124 | 5 | .638 | 69 | 77 | .362 | AVG | H | 2B | 3B | HR | RBI | SB | .362 | 201 | 32 | 1 | 40 | 12 | 1 | <div>368</div> <div>SCOTT POSE</div> <div>OF</div> <div>HT: 5'11" WT: 165 BATS: LEFT THROWS: RIGHT</div> <div>BORN: 2-11-1967, Davenport, IA</div> <div>1997 NEW YORK YANKEES BATTING RECORD</div> <table><tr><th>G</th><th>AB</th><th>R</th><th>H</th><th>2B</th><th>3B</th><th>HR</th><th>RBI</th><th>SB</th><th>SLG</th><th>BB</th><th>SO</th><th>AVG</th></tr><tr><td>54</td><td>87</td><td>19</td><td>19</td><td>2</td><td>1</td><td>0</td><td>5</td><td>3</td><td>.264</td><td>9</td><td>11</td><td>.218</td></tr></table> <div>CARDBOARD BASEBALL RATINGS</div> <table><tr><th>AVG</th><th>H</th><th>2B</th><th>3B</th><th>HR</th><th>RBI</th><th>SB</th></tr><tr><td>.218</td><td>19</td><td>2</td><td>1</td><td>0</td><td>0</td><td>1</td></tr></table> <div>DEFENSE RATING</div> <div>OF: </div> | G | AB | R | H | 2B | 3B | HR | RBI | SB | SLG | BB | SO | AVG | 54 | 87 | 19 | 19 | 2 | 1 | 0 | 5 | 3 | .264 | 9 | 11 | .218 | AVG | H | 2B | 3B | HR | RBI | SB | .218 | 19 | 2 | 1 | 0 | 0 | 1 |
| G | AB | R | H | 2B | 3B | HR | RBI | SB | SLG | BB | SO | AVG | | | | | | | | | | | | | | | | | | | | | | | | | | | | | | | | | | | | | | | | | | | | | | | | | | | | | | | | | | | | | | | | | | | | | |
| 152 | 556 | 104 | 201 | 32 | 1 | 40 | 124 | 5 | .638 | 69 | 77 | .362 | | | | | | | | | | | | | | | | | | | | | | | | | | | | | | | | | | | | | | | | | | | | | | | | | | | | | | | | | | | | | | | | | | | | | |
| AVG | H | 2B | 3B | HR | RBI | SB | | | | | | | | | | | | | | | | | | | | | | | | | | | | | | | | | | | | | | | | | | | | | | | | | | | | | | | | | | | | | | | | | | | | | | | | | | | |
| .362 | 201 | 32 | 1 | 40 | 12 | 1 | | | | | | | | | | | | | | | | | | | | | | | | | | | | | | | | | | | | | | | | | | | | | | | | | | | | | | | | | | | | | | | | | | | | | | | | | | | |
| G | AB | R | H | 2B | 3B | HR | RBI | SB | SLG | BB | SO | AVG | | | | | | | | | | | | | | | | | | | | | | | | | | | | | | | | | | | | | | | | | | | | | | | | | | | | | | | | | | | | | | | | | | | | | |
| 54 | 87 | 19 | 19 | 2 | 1 | 0 | 5 | 3 | .264 | 9 | 11 | .218 | | | | | | | | | | | | | | | | | | | | | | | | | | | | | | | | | | | | | | | | | | | | | | | | | | | | | | | | | | | | | | | | | | | | | |
| AVG | H | 2B | 3B | HR | RBI | SB | | | | | | | | | | | | | | | | | | | | | | | | | | | | | | | | | | | | | | | | | | | | | | | | | | | | | | | | | | | | | | | | | | | | | | | | | | | |
| .218 | 19 | 2 | 1 | 0 | 0 | 1 | | | | | | | | | | | | | | | | | | | | | | | | | | | | | | | | | | | | | | | | | | | | | | | | | | | | | | | | | | | | | | | | | | | | | | | | | | | |


| | | | | | | | | | | | | | |
|---|--------------|---|----|----|----|----|-----|----|------|----|----|------|----|
| 369 | DANTE POWELL | | | | | | | | | | | | OF |
| HT: 6'2" WT: 185 BATS: RIGHT THROWS: RIGHT BORN: 8-25-1973, Long Beach, CA | | | | | | | | | | | | | |
| 1997 SAN FRANCISCO GIANTS BATTING RECORD | | | | | | | | | | | | | |
| G | AB | R | H | 2B | 3B | HR | RBI | SB | SLG | BB | SO | AVG | |
| 27 | 39 | 8 | 12 | 1 | 0 | 1 | 3 | 1 | .410 | 4 | 11 | .308 | |
| CARDBOARD BASEBALL RATINGS | | | | | | | | | | | | | |
| AVG | H | | 2B | | 3B | | HR | | RBI | | SB | | |
| .308 | 12 | | 1 | | 0 | | 1 | | 0 | | 1 | | |
| DEFENSE RATING | | | | | | | | | | | | | |
| OF:    | | | | | | | | | | | | | |

| | | | | | | | | | | | | | |
|---|----------------|----|----|----|----|----|-----|----|------|----|----|------|----|
| 373 | HARVEY PULLIAM | | | | | | | | | | | | OF |
| HT: 6'0" WT: 210 BATS: RIGHT THROWS: RIGHT BORN: 10-20-1967, San Francisco, CA | | | | | | | | | | | | | |
| 1997 COLORADO ROCKIES BATTING RECORD | | | | | | | | | | | | | |
| G | AB | R | H | 2B | 3B | HR | RBI | SB | SLG | BB | SO | AVG | |
| 59 | 67 | 15 | 19 | 3 | 0 | 3 | 9 | 0 | .463 | 5 | 15 | .284 | |
| CARDBOARD BASEBALL RATINGS | | | | | | | | | | | | | |
| AVG | H | | 2B | | 3B | | HR | | RBI | | SB | | |
| .284 | 19 | | 3 | | 0 | | 3 | | 0 | | 1 | | |
| DEFENSE RATING | | | | | | | | | | | | | |
| OF:   | | | | | | | | | | | | | |






| | | | | | | | | | | | | | |
|--|------------|----|----|----|----|----|-----|----|------|----|----|------|---|
| 370 | TODD PRATT | | | | | | | | | | | | C |
| HT: 6'3" WT: 195 BATS: RIGHT THROWS: RIGHT BORN: 2-9-1967, Bellevue, NE | | | | | | | | | | | | | |
| 1997 NEW YORK METS BATTING RECORD | | | | | | | | | | | | | |
| G | AB | R | H | 2B | 3B | HR | RBI | SB | SLG | BB | SO | AVG | |
| 39 | 106 | 12 | 30 | 6 | 0 | 2 | 19 | 0 | .396 | 13 | 32 | .283 | |
| CARDBOARD BASEBALL RATINGS | | | | | | | | | | | | | |
| AVG | H | | 2B | | 3B | | HR | | RBI | | SB | | |
| .283 | 30 | | 6 | | 0 | | 2 | | 1 | | 1 | | |
| DEFENSE RATING | | | | | | | | | | | | | |





















| | | | | | | | | | | | | | |
|---|------------|----|----|----|----|----|-----|----|------|----|----|------|----|
| 374 | TIM RAINES | | | | | | | | | | | | OF |
| HT: 5'8" WT: 160 BATS: BOTH THROWS: RIGHT BORN: 9-16-1959, Sanford, FL | | | | | | | | | | | | | |
| 1997 NEW YORK YANKEES BATTING RECORD | | | | | | | | | | | | | |
| G | AB | R | H | 2B | 3B | HR | RBI | SB | SLG | BB | SO | AVG | |
| 74 | 271 | 56 | 87 | 20 | 2 | 4 | 38 | 8 | .454 | 41 | 34 | .321 | |
| CARDBOARD BASEBALL RATINGS | | | | | | | | | | | | | |
| AVG | H | | 2B | | 3B | | HR | | RBI | | SB | | |
| .321 | 87 | | 20 | | 2 | | 4 | | 3 | | 1 | | |
| DEFENSE RATING | | | | | | | | | | | | | |
| OF:  | | | | | | | | | | | | | |















| | | | | | | | | | | | | | |
|---|--------------|----|----|----|----|----|-----|----|------|----|----|------|----|
| 371 | CURTIS PRIDE | | | | | | | | | | | | OF |
| HT: 6'0" WT: 205 BATS: LEFT THROWS: RIGHT BORN: 12-17-1968, Washington, DC | | | | | | | | | | | | | |
| 1997 BOSTON RED SOX BATTING RECORD | | | | | | | | | | | | | |
| G | AB | R | H | 2B | 3B | HR | RBI | SB | SLG | BB | SO | AVG | |
| 81 | 164 | 22 | 35 | 4 | 4 | 3 | 20 | 6 | .341 | 24 | 46 | .213 | |
| CARDBOARD BASEBALL RATINGS | | | | | | | | | | | | | |
| AVG | H | | 2B | | 3B | | HR | | RBI | | SB | | |
| .213 | 35 | | 4 | | 4 | | 3 | | 2 | | 1 | | |
| DEFENSE RATING | | | | | | | | | | | | | |
| OF:  | | | | | | | | | | | | | |



| | | | | | | | | | | | | | |
|---|---------------|----|-----|----|----|----|-----|----|------|----|-----|------|----|
| 375 | MANNY RAMIREZ | | | | | | | | | | | | OF |
| HT: 6'0" WT: 200 BATS: RIGHT THROWS: RIGHT BORN: 5-30-1972, Santo Domingo, D.R. | | | | | | | | | | | | | |
| 1997 CLEVELAND INDIANS BATTING RECORD | | | | | | | | | | | | | |
| G | AB | R | H | 2B | 3B | HR | RBI | SB | SLG | BB | SO | AVG | |
| 150 | 561 | 99 | 184 | 40 | 0 | 26 | 88 | 2 | .538 | 79 | 115 | .328 | |
| CARDBOARD BASEBALL RATINGS | | | | | | | | | | | | | |
| AVG | H | | 2B | | 3B | | HR | | RBI | | SB | | |
| .328 | 184 | | 40 | | 0 | | 26 | | 8 | | 1 | | |
| DEFENSE RATING | | | | | | | | | | | | | |
| OF:  | | | | | | | | | | | | | |



| | | | | | | | | | | | | | |
|--|------------|----|----|----|----|----|-----|----|------|----|----|------|---|
| 372 | TOM PRINCE | | | | | | | | | | | | C |
| HT: 5'11" WT: 185 BATS: RIGHT THROWS: RIGHT BORN: 8-13-1964, Kankakee, IL | | | | | | | | | | | | | |
| 1997 LOS ANGELES DODGERS BATTING RECORD | | | | | | | | | | | | | |
| G | AB | R | H | 2B | 3B | HR | RBI | SB | SLG | BB | SO | AVG | |
| 47 | 100 | 17 | 22 | 5 | 0 | 3 | 14 | 0 | .360 | 5 | 15 | .220 | |
| CARDBOARD BASEBALL RATINGS | | | | | | | | | | | | | |
| AVG | H | | 2B | | 3B | | HR | | RBI | | SB | | |
| .220 | 22 | | 5 | | 0 | | 3 | | 1 | | 1 | | |
| DEFENSE RATING | | | | | | | | | | | | | |



| | | | | | | | | | | | | | |
|---|-----------|----|-----|----|----|----|-----|----|------|----|----|------|-------|
| 376 | JOE RANDA | | | | | | | | | | | | 3B-2B |
| HT: 5'11" WT: 190 BATS: RIGHT THROWS: RIGHT BORN: 12-18-1969, Milwaukee, WI | | | | | | | | | | | | | |
| 1997 PITTSBURGH PIRATES BATTING RECORD | | | | | | | | | | | | | |
| G | AB | R | H | 2B | 3B | HR | RBI | SB | SLG | BB | SO | AVG | |
| 126 | 443 | 58 | 134 | 27 | 9 | 7 | 60 | 4 | .451 | 41 | 64 | .302 | |
| CARDBOARD BASEBALL RATINGS | | | | | | | | | | | | | |
| AVG | H | | 2B | | 3B | | HR | | RBI | | SB | | |
| .302 | 134 | | 27 | | 9 | | 7 | | 6 | | 1 | | |
| DEFENSE RATING | | | | | | | | | | | | | |
| 3B:   2B:    | | | | | | | | | | | | | |



| | | | | | | | | | | | | | | | | | | | | | | | | | | | | | | | | | | | | | | | | | | | | | | | | | | | | | | | | | | | | | | | | | | | | | | | | | | | | | | | | | |
|---|-----|----|-----|----|-----|----|-----|-----|------|-----|-----|------|-----|-----|-----|----|----|----|---|----|----|----|------|----|----|------|-----|---|----|----|----|-----|----|------|----|----|---|----|---|---|--|---|----|---|---|----|----|----|-----|----|-----|----|----|-----|-----|-----|----|-----|----|---|----|----|----|------|----|-----|------|-----|---|----|----|----|-----|----|------|-----|----|---|----|---|---|
| <div>377</div> <div>JEFF REBOULET</div> <div>2B-SS</div> <div>HT: 6'0" WT: 167 BATS: RIGHT THROWS: RIGHT BORN: 4-30-1964, Dayton, OH</div> <div>1997 BALTIMORE ORIOLES BATTING RECORD</div> <table><tr><td>G</td><td>AB</td><td>R</td><td>H</td><td>2B</td><td>3B</td><td>HR</td><td>RBI</td><td>SB</td><td>SLG</td><td>BB</td><td>SO</td><td>AVG</td></tr><tr><td>99</td><td>228</td><td>26</td><td>54</td><td>9</td><td>0</td><td>4</td><td>27</td><td>3</td><td>.329</td><td>23</td><td>44</td><td>.237</td></tr></table> <div>CARDBOARD BASEBALL RATINGS</div> <table><tr><td>AVG</td><td>H</td><td>2B</td><td>3B</td><td>HR</td><td>RBI</td><td>SB</td></tr><tr><td>.237</td><td>54</td><td>9</td><td>0</td><td>4</td><td>2</td><td>1</td></tr></table> <div>DEFENSE RATING</div> <div>2B:  SS: </div> | G | AB | R | H | 2B | 3B | HR | RBI | SB | SLG | BB | SO | AVG | 99 | 228 | 26 | 54 | 9 | 0 | 4 | 27 | 3 | .329 | 23 | 44 | .237 | AVG | H | 2B | 3B | HR | RBI | SB | .237 | 54 | 9 | 0 | 4 | 2 | 1 | <div>381</div> <div>DESI RELAFORD</div> <div>SS</div> <div>HT: 5'8" WT: 155 BATS: BOTH THROWS: RIGHT BORN: 9-16-1973, Valdosta, GA</div> <div>1997 PHILADELPHIA PHILLIES BATTING RECORD</div> <table><tr><td>G</td><td>AB</td><td>R</td><td>H</td><td>2B</td><td>3B</td><td>HR</td><td>RBI</td><td>SB</td><td>SLG</td><td>BB</td><td>SO</td><td>AVG</td></tr><tr><td>15</td><td>38</td><td>3</td><td>7</td><td>1</td><td>2</td><td>0</td><td>6</td><td>3</td><td>.316</td><td>5</td><td>6</td><td>.184</td></tr></table> <div>CARDBOARD BASEBALL RATINGS</div> <table><tr><td>AVG</td><td>H</td><td>2B</td><td>3B</td><td>HR</td><td>RBI</td><td>SB</td></tr><tr><td>.184</td><td>7</td><td>1</td><td>2</td><td>0</td><td>0</td><td>1</td></tr></table> <div>DEFENSE RATING</div> <div>SS: </div> | G | AB | R | H | 2B | 3B | HR | RBI | SB | SLG | BB | SO | AVG | 15 | 38 | 3 | 7 | 1 | 2 | 0 | 6 | 3 | .316 | 5 | 6 | .184 | AVG | H | 2B | 3B | HR | RBI | SB | .184 | 7 | 1 | 2 | 0 | 0 | 1 |
| G | AB | R | H | 2B | 3B | HR | RBI | SB | SLG | BB | SO | AVG | | | | | | | | | | | | | | | | | | | | | | | | | | | | | | | | | | | | | | | | | | | | | | | | | | | | | | | | | | | | | | | | | | | | | |
| 99 | 228 | 26 | 54 | 9 | 0 | 4 | 27 | 3 | .329 | 23 | 44 | .237 | | | | | | | | | | | | | | | | | | | | | | | | | | | | | | | | | | | | | | | | | | | | | | | | | | | | | | | | | | | | | | | | | | | | | |
| AVG | H | 2B | 3B | HR | RBI | SB | | | | | | | | | | | | | | | | | | | | | | | | | | | | | | | | | | | | | | | | | | | | | | | | | | | | | | | | | | | | | | | | | | | | | | | | | | | |
| .237 | 54 | 9 | 0 | 4 | 2 | 1 | | | | | | | | | | | | | | | | | | | | | | | | | | | | | | | | | | | | | | | | | | | | | | | | | | | | | | | | | | | | | | | | | | | | | | | | | | | |
| G | AB | R | H | 2B | 3B | HR | RBI | SB | SLG | BB | SO | AVG | | | | | | | | | | | | | | | | | | | | | | | | | | | | | | | | | | | | | | | | | | | | | | | | | | | | | | | | | | | | | | | | | | | | | |
| 15 | 38 | 3 | 7 | 1 | 2 | 0 | 6 | 3 | .316 | 5 | 6 | .184 | | | | | | | | | | | | | | | | | | | | | | | | | | | | | | | | | | | | | | | | | | | | | | | | | | | | | | | | | | | | | | | | | | | | | |
| AVG | H | 2B | 3B | HR | RBI | SB | | | | | | | | | | | | | | | | | | | | | | | | | | | | | | | | | | | | | | | | | | | | | | | | | | | | | | | | | | | | | | | | | | | | | | | | | | | |
| .184 | 7 | 1 | 2 | 0 | 0 | 1 | | | | | | | | | | | | | | | | | | | | | | | | | | | | | | | | | | | | | | | | | | | | | | | | | | | | | | | | | | | | | | | | | | | | | | | | | | | |
| <div>378</div> <div>JEFF REED</div> <div>C</div> <div>HT: 6'2" WT: 190 BATS: LEFT THROWS: RIGHT BORN: 11-12-1962, Joliet, IL</div> <div>1997 COLORADO ROCKIES BATTING RECORD</div> <table><tr><td>G</td><td>AB</td><td>R</td><td>H</td><td>2B</td><td>3B</td><td>HR</td><td>RBI</td><td>SB</td><td>SLG</td><td>BB</td><td>SO</td><td>AVG</td></tr><tr><td>90</td><td>256</td><td>43</td><td>76</td><td>10</td><td>0</td><td>17</td><td>47</td><td>2</td><td>.535</td><td>35</td><td>55</td><td>.297</td></tr></table> <div>CARDBOARD BASEBALL RATINGS</div> <table><tr><td>AVG</td><td>H</td><td>2B</td><td>3B</td><td>HR</td><td>RBI</td><td>SB</td></tr><tr><td>.297</td><td>76</td><td>10</td><td>0</td><td>17</td><td>4</td><td>1</td></tr></table> <div>DEFENSE RATING</div> | G | AB | R | H | 2B | 3B | HR | RBI | SB | SLG | BB | SO | AVG | 90 | 256 | 43 | 76 | 10 | 0 | 17 | 47 | 2 | .535 | 35 | 55 | .297 | AVG | H | 2B | 3B | HR | RBI | SB | .297 | 76 | 10 | 0 | 17 | 4 | 1 | <div>382</div> <div>EDGAR RENTERIA</div> <div>SS</div> <div>HT: 6'1" WT: 200 BATS: RIGHT THROWS: RIGHT BORN: 8-7-1975, Barranquilla, Colombia</div> <div>1997 FLORIDA MARLINS BATTING RECORD</div> <table><tr><td>G</td><td>AB</td><td>R</td><td>H</td><td>2B</td><td>3B</td><td>HR</td><td>RBI</td><td>SB</td><td>SLG</td><td>BB</td><td>SO</td><td>AVG</td></tr><tr><td>154</td><td>617</td><td>90</td><td>171</td><td>21</td><td>3</td><td>4</td><td>52</td><td>32</td><td>.340</td><td>45</td><td>108</td><td>.277</td></tr></table> <div>CARDBOARD BASEBALL RATINGS</div> <table><tr><td>AVG</td><td>H</td><td>2B</td><td>3B</td><td>HR</td><td>RBI</td><td>SB</td></tr><tr><td>.277</td><td>171</td><td>21</td><td>3</td><td>4</td><td>5</td><td>3</td></tr></table> <div>DEFENSE RATING</div> <div>SS: </div> | G | AB | R | H | 2B | 3B | HR | RBI | SB | SLG | BB | SO | AVG | 154 | 617 | 90 | 171 | 21 | 3 | 4 | 52 | 32 | .340 | 45 | 108 | .277 | AVG | H | 2B | 3B | HR | RBI | SB | .277 | 171 | 21 | 3 | 4 | 5 | 3 |
| G | AB | R | H | 2B | 3B | HR | RBI | SB | SLG | BB | SO | AVG | | | | | | | | | | | | | | | | | | | | | | | | | | | | | | | | | | | | | | | | | | | | | | | | | | | | | | | | | | | | | | | | | | | | | |
| 90 | 256 | 43 | 76 | 10 | 0 | 17 | 47 | 2 | .535 | 35 | 55 | .297 | | | | | | | | | | | | | | | | | | | | | | | | | | | | | | | | | | | | | | | | | | | | | | | | | | | | | | | | | | | | | | | | | | | | | |
| AVG | H | 2B | 3B | HR | RBI | SB | | | | | | | | | | | | | | | | | | | | | | | | | | | | | | | | | | | | | | | | | | | | | | | | | | | | | | | | | | | | | | | | | | | | | | | | | | | |
| .297 | 76 | 10 | 0 | 17 | 4 | 1 | | | | | | | | | | | | | | | | | | | | | | | | | | | | | | | | | | | | | | | | | | | | | | | | | | | | | | | | | | | | | | | | | | | | | | | | | | | |
| G | AB | R | H | 2B | 3B | HR | RBI | SB | SLG | BB | SO | AVG | | | | | | | | | | | | | | | | | | | | | | | | | | | | | | | | | | | | | | | | | | | | | | | | | | | | | | | | | | | | | | | | | | | | | |
| 154 | 617 | 90 | 171 | 21 | 3 | 4 | 52 | 32 | .340 | 45 | 108 | .277 | | | | | | | | | | | | | | | | | | | | | | | | | | | | | | | | | | | | | | | | | | | | | | | | | | | | | | | | | | | | | | | | | | | | | |
| AVG | H | 2B | 3B | HR | RBI | SB | | | | | | | | | | | | | | | | | | | | | | | | | | | | | | | | | | | | | | | | | | | | | | | | | | | | | | | | | | | | | | | | | | | | | | | | | | | |
| .277 | 171 | 21 | 3 | 4 | 5 | 3 | | | | | | | | | | | | | | | | | | | | | | | | | | | | | | | | | | | | | | | | | | | | | | | | | | | | | | | | | | | | | | | | | | | | | | | | | | | |
| <div>379</div> <div>JODY REED</div> <div>2B</div> <div>HT: 5'9" WT: 170 BATS: RIGHT THROWS: RIGHT BORN: 7-26-1962, Tampa, FL</div> <div>1997 DETROIT TIGERS BATTING RECORD</div> <table><tr><td>G</td><td>AB</td><td>R</td><td>H</td><td>2B</td><td>3B</td><td>HR</td><td>RBI</td><td>SB</td><td>SLG</td><td>BB</td><td>SO</td><td>AVG</td></tr><tr><td>52</td><td>112</td><td>6</td><td>22</td><td>2</td><td>0</td><td>0</td><td>8</td><td>3</td><td>.214</td><td>10</td><td>15</td><td>.196</td></tr></table> <div>CARDBOARD BASEBALL RATINGS</div> <table><tr><td>AVG</td><td>H</td><td>2B</td><td>3B</td><td>HR</td><td>RBI</td><td>SB</td></tr><tr><td>.196</td><td>22</td><td>2</td><td>0</td><td>0</td><td>0</td><td>1</td></tr></table> <div>DEFENSE RATING</div> <div>2B:   </div> | G | AB | R | H | 2B | 3B | HR | RBI | SB | SLG | BB | SO | AVG | 52 | 112 | 6 | 22 | 2 | 0 | 0 | 8 | 3 | .214 | 10 | 15 | .196 | AVG | H | 2B | 3B | HR | RBI | SB | .196 | 22 | 2 | 0 | 0 | 0 | 1 | <div>383</div> <div>BILLY RIPKEN</div> <div>SS-2B-3B</div> <div>HT: 6'1" WT: 180 BATS: RIGHT THROWS: RIGHT BORN: 12-16-1964, Havre De Grace, MD</div> <div>1997 TEXAS RANGERS BATTING RECORD</div> <table><tr><td>G</td><td>AB</td><td>R</td><td>H</td><td>2B</td><td>3B</td><td>HR</td><td>RBI</td><td>SB</td><td>SLG</td><td>BB</td><td>SO</td><td>AVG</td></tr><tr><td>71</td><td>203</td><td>18</td><td>56</td><td>9</td><td>1</td><td>3</td><td>24</td><td>0</td><td>.374</td><td>9</td><td>32</td><td>.276</td></tr></table> <div>CARDBOARD BASEBALL RATINGS</div> <table><tr><td>AVG</td><td>H</td><td>2B</td><td>3B</td><td>HR</td><td>RBI</td><td>SB</td></tr><tr><td>.276</td><td>56</td><td>9</td><td>1</td><td>3</td><td>2</td><td>1</td></tr></table> <div>DEFENSE RATING</div> <div>SS:  2B:    3B:  </div> | G | AB | R | H | 2B | 3B | HR | RBI | SB | SLG | BB | SO | AVG | 71 | 203 | 18 | 56 | 9 | 1 | 3 | 24 | 0 | .374 | 9 | 32 | .276 | AVG | H | 2B | 3B | HR | RBI | SB | .276 | 56 | 9 | 1 | 3 | 2 | 1 |
| G | AB | R | H | 2B | 3B | HR | RBI | SB | SLG | BB | SO | AVG | | | | | | | | | | | | | | | | | | | | | | | | | | | | | | | | | | | | | | | | | | | | | | | | | | | | | | | | | | | | | | | | | | | | | |
| 52 | 112 | 6 | 22 | 2 | 0 | 0 | 8 | 3 | .214 | 10 | 15 | .196 | | | | | | | | | | | | | | | | | | | | | | | | | | | | | | | | | | | | | | | | | | | | | | | | | | | | | | | | | | | | | | | | | | | | | |
| AVG | H | 2B | 3B | HR | RBI | SB | | | | | | | | | | | | | | | | | | | | | | | | | | | | | | | | | | | | | | | | | | | | | | | | | | | | | | | | | | | | | | | | | | | | | | | | | | | |
| .196 | 22 | 2 | 0 | 0 | 0 | 1 | | | | | | | | | | | | | | | | | | | | | | | | | | | | | | | | | | | | | | | | | | | | | | | | | | | | | | | | | | | | | | | | | | | | | | | | | | | |
| G | AB | R | H | 2B | 3B | HR | RBI | SB | SLG | BB | SO | AVG | | | | | | | | | | | | | | | | | | | | | | | | | | | | | | | | | | | | | | | | | | | | | | | | | | | | | | | | | | | | | | | | | | | | | |
| 71 | 203 | 18 | 56 | 9 | 1 | 3 | 24 | 0 | .374 | 9 | 32 | .276 | | | | | | | | | | | | | | | | | | | | | | | | | | | | | | | | | | | | | | | | | | | | | | | | | | | | | | | | | | | | | | | | | | | | | |
| AVG | H | 2B | 3B | HR | RBI | SB | | | | | | | | | | | | | | | | | | | | | | | | | | | | | | | | | | | | | | | | | | | | | | | | | | | | | | | | | | | | | | | | | | | | | | | | | | | |
| .276 | 56 | 9 | 1 | 3 | 2 | 1 | | | | | | | | | | | | | | | | | | | | | | | | | | | | | | | | | | | | | | | | | | | | | | | | | | | | | | | | | | | | | | | | | | | | | | | | | | | |
| <div>380</div> <div>POKEY REESE</div> <div>SS-2B-3B</div> <div>HT: 5'11" WT: 180 BATS: RIGHT THROWS: RIGHT BORN: 6-10-1973, Columbia, SC</div> <div>1997 CINCINNATI REDS BATTING RECORD</div> <table><tr><td>G</td><td>AB</td><td>R</td><td>H</td><td>2B</td><td>3B</td><td>HR</td><td>RBI</td><td>SB</td><td>SLG</td><td>BB</td><td>SO</td><td>AVG</td></tr><tr><td>128</td><td>397</td><td>48</td><td>87</td><td>15</td><td>0</td><td>4</td><td>26</td><td>25</td><td>.287</td><td>31</td><td>82</td><td>.219</td></tr></table> <div>CARDBOARD BASEBALL RATINGS</div> <table><tr><td>AVG</td><td>H</td><td>2B</td><td>3B</td><td>HR</td><td>RBI</td><td>SB</td></tr><tr><td>.219</td><td>87</td><td>15</td><td>0</td><td>4</td><td>2</td><td>3</td></tr></table> <div>DEFENSE RATING</div> <div>SS:  2B:    3B: </div> | G | AB | R | H | 2B | 3B | HR | RBI | SB | SLG | BB | SO | AVG | 128 | 397 | 48 | 87 | 15 | 0 | 4 | 26 | 25 | .287 | 31 | 82 | .219 | AVG | H | 2B | 3B | HR | RBI | SB | .219 | 87 | 15 | 0 | 4 | 2 | 3 | <div>384</div> <div>CAL RIPKEN</div> <div>3B</div> <div>HT: 6'4" WT: 200 BATS: RIGHT THROWS: RIGHT BORN: 8-24-1960, Havre De Grace, MD</div> <div>1997 BALTIMORE ORIOLES BATTING RECORD</div> <table><tr><td>G</td><td>AB</td><td>R</td><td>H</td><td>2B</td><td>3B</td><td>HR</td><td>RBI</td><td>SB</td><td>SLG</td><td>BB</td><td>SO</td><td>AVG</td></tr><tr><td>162</td><td>615</td><td>79</td><td>166</td><td>30</td><td>0</td><td>17</td><td>84</td><td>1</td><td>.402</td><td>56</td><td>73</td><td>.270</td></tr></table> <div>CARDBOARD BASEBALL RATINGS</div> <table><tr><td>AVG</td><td>H</td><td>2B</td><td>3B</td><td>HR</td><td>RBI</td><td>SB</td></tr><tr><td>.270</td><td>166</td><td>30</td><td>0</td><td>17</td><td>8</td><td>1</td></tr></table> <div>DEFENSE RATING</div> <div>3B:  </div> | G | AB | R | H | 2B | 3B | HR | RBI | SB | SLG | BB | SO | AVG | 162 | 615 | 79 | 166 | 30 | 0 | 17 | 84 | 1 | .402 | 56 | 73 | .270 | AVG | H | 2B | 3B | HR | RBI | SB | .270 | 166 | 30 | 0 | 17 | 8 | 1 |
| G | AB | R | H | 2B | 3B | HR | RBI | SB | SLG | BB | SO | AVG | | | | | | | | | | | | | | | | | | | | | | | | | | | | | | | | | | | | | | | | | | | | | | | | | | | | | | | | | | | | | | | | | | | | | |
| 128 | 397 | 48 | 87 | 15 | 0 | 4 | 26 | 25 | .287 | 31 | 82 | .219 | | | | | | | | | | | | | | | | | | | | | | | | | | | | | | | | | | | | | | | | | | | | | | | | | | | | | | | | | | | | | | | | | | | | | |
| AVG | H | 2B | 3B | HR | RBI | SB | | | | | | | | | | | | | | | | | | | | | | | | | | | | | | | | | | | | | | | | | | | | | | | | | | | | | | | | | | | | | | | | | | | | | | | | | | | |
| .219 | 87 | 15 | 0 | 4 | 2 | 3 | | | | | | | | | | | | | | | | | | | | | | | | | | | | | | | | | | | | | | | | | | | | | | | | | | | | | | | | | | | | | | | | | | | | | | | | | | | |
| G | AB | R | H | 2B | 3B | HR | RBI | SB | SLG | BB | SO | AVG | | | | | | | | | | | | | | | | | | | | | | | | | | | | | | | | | | | | | | | | | | | | | | | | | | | | | | | | | | | | | | | | | | | | | |
| 162 | 615 | 79 | 166 | 30 | 0 | 17 | 84 | 1 | .402 | 56 | 73 | .270 | | | | | | | | | | | | | | | | | | | | | | | | | | | | | | | | | | | | | | | | | | | | | | | | | | | | | | | | | | | | | | | | | | | | | |
| AVG | H | 2B | 3B | HR | RBI | SB | | | | | | | | | | | | | | | | | | | | | | | | | | | | | | | | | | | | | | | | | | | | | | | | | | | | | | | | | | | | | | | | | | | | | | | | | | | |
| .270 | 166 | 30 | 0 | 17 | 8 | 1 | | | | | | | | | | | | | | | | | | | | | | | | | | | | | | | | | | | | | | | | | | | | | | | | | | | | | | | | | | | | | | | | | | | | | | | | | | | |





| | | | | | | | | | | | | | | | | | | | | | | | | | | | | | | | | | | | | | | | | | | | | | | | | | | | | | | | | | | | | | | | | | | | | | | | | | | | | | | | | | | | | | | | | | | | | | | | | | | | | | | | | | |
|--|-----|-----|-----|----|-----|----|-----|----|------|----|-----|------|---|----|---|---|----|----|----|-----|----|-----|----|----|-----|-----|-----|-----|-----|----|---|----|----|----|------|----|-----|------|-----|---|----|----|----|-----|----|------|-----|----|---|----|---|---|--|--|--|--|--|--|--|--|--|--|--|--|--|---|----|---|---|----|----|----|-----|----|-----|----|----|-----|-----|-----|----|-----|----|---|----|----|----|------|----|-----|------|-----|---|----|----|----|-----|----|------|-----|----|---|----|---|---|
| <div>385</div> <div>BIP ROBERTS</div> <div>OF-2B-3B</div> <div>HT: 5'7" WT: 150 BATS: BOTH THROWS: RIGHT</div> <div>BORN: 10-27-1963, Berkeley, CA</div> <div>1997 CLEVELAND INDIANS BATTING RECORD</div> <table><tr><td>G</td><td>AB</td><td>R</td><td>H</td><td>2B</td><td>3B</td><td>HR</td><td>RBI</td><td>SB</td><td>SLG</td><td>BB</td><td>SO</td><td>AVG</td></tr><tr><td>120</td><td>431</td><td>63</td><td>130</td><td>20</td><td>2</td><td>4</td><td>44</td><td>18</td><td>.385</td><td>28</td><td>67</td><td>.302</td></tr></table> <div>CARDBOARD BASEBALL RATINGS</div> <table><tr><td>AVG</td><td>H</td><td>2B</td><td>3B</td><td>HR</td><td>RBI</td><td>SB</td></tr><tr><td>.302</td><td>130</td><td>20</td><td>2</td><td>4</td><td>4</td><td>2</td></tr></table> <div>DEFENSE RATING</div> <div>OF:  2B:  3B: </div> | | | | | | | | | | | | | G | AB | R | H | 2B | 3B | HR | RBI | SB | SLG | BB | SO | AVG | 120 | 431 | 63 | 130 | 20 | 2 | 4 | 44 | 18 | .385 | 28 | 67 | .302 | AVG | H | 2B | 3B | HR | RBI | SB | .302 | 130 | 20 | 2 | 4 | 4 | 2 | <div>389</div> <div>IVAN RODRIGUEZ</div> <div>C</div> <div>HT: 5'9" WT: 205 BATS: RIGHT THROWS: RIGHT</div> <div>BORN: 11-27-1971, Manati, P.R.</div> <div>1997 TEXAS RANGERS BATTING RECORD</div> <table><tr><td>G</td><td>AB</td><td>R</td><td>H</td><td>2B</td><td>3B</td><td>HR</td><td>RBI</td><td>SB</td><td>SLG</td><td>BB</td><td>SO</td><td>AVG</td></tr><tr><td>150</td><td>597</td><td>98</td><td>187</td><td>34</td><td>4</td><td>20</td><td>77</td><td>7</td><td>.484</td><td>38</td><td>89</td><td>.313</td></tr></table> <div>CARDBOARD BASEBALL RATINGS</div> <table><tr><td>AVG</td><td>H</td><td>2B</td><td>3B</td><td>HR</td><td>RBI</td><td>SB</td></tr><tr><td>.313</td><td>187</td><td>34</td><td>4</td><td>20</td><td>7</td><td>1</td></tr></table> <div>DEFENSE RATING</div> | | | | | | | | | | | | | G | AB | R | H | 2B | 3B | HR | RBI | SB | SLG | BB | SO | AVG | 150 | 597 | 98 | 187 | 34 | 4 | 20 | 77 | 7 | .484 | 38 | 89 | .313 | AVG | H | 2B | 3B | HR | RBI | SB | .313 | 187 | 34 | 4 | 20 | 7 | 1 |
| G | AB | R | H | 2B | 3B | HR | RBI | SB | SLG | BB | SO | AVG | | | | | | | | | | | | | | | | | | | | | | | | | | | | | | | | | | | | | | | | | | | | | | | | | | | | | | | | | | | | | | | | | | | | | | | | | | | | | | | | | | | | | | | | | | | | | |
| 120 | 431 | 63 | 130 | 20 | 2 | 4 | 44 | 18 | .385 | 28 | 67 | .302 | | | | | | | | | | | | | | | | | | | | | | | | | | | | | | | | | | | | | | | | | | | | | | | | | | | | | | | | | | | | | | | | | | | | | | | | | | | | | | | | | | | | | | | | | | | | | |
| AVG | H | 2B | 3B | HR | RBI | SB | | | | | | | | | | | | | | | | | | | | | | | | | | | | | | | | | | | | | | | | | | | | | | | | | | | | | | | | | | | | | | | | | | | | | | | | | | | | | | | | | | | | | | | | | | | | | | | | | | | |
| .302 | 130 | 20 | 2 | 4 | 4 | 2 | | | | | | | | | | | | | | | | | | | | | | | | | | | | | | | | | | | | | | | | | | | | | | | | | | | | | | | | | | | | | | | | | | | | | | | | | | | | | | | | | | | | | | | | | | | | | | | | | | | |
| G | AB | R | H | 2B | 3B | HR | RBI | SB | SLG | BB | SO | AVG | | | | | | | | | | | | | | | | | | | | | | | | | | | | | | | | | | | | | | | | | | | | | | | | | | | | | | | | | | | | | | | | | | | | | | | | | | | | | | | | | | | | | | | | | | | | | |
| 150 | 597 | 98 | 187 | 34 | 4 | 20 | 77 | 7 | .484 | 38 | 89 | .313 | | | | | | | | | | | | | | | | | | | | | | | | | | | | | | | | | | | | | | | | | | | | | | | | | | | | | | | | | | | | | | | | | | | | | | | | | | | | | | | | | | | | | | | | | | | | | |
| AVG | H | 2B | 3B | HR | RBI | SB | | | | | | | | | | | | | | | | | | | | | | | | | | | | | | | | | | | | | | | | | | | | | | | | | | | | | | | | | | | | | | | | | | | | | | | | | | | | | | | | | | | | | | | | | | | | | | | | | | | |
| .313 | 187 | 34 | 4 | 20 | 7 | 1 | | | | | | | | | | | | | | | | | | | | | | | | | | | | | | | | | | | | | | | | | | | | | | | | | | | | | | | | | | | | | | | | | | | | | | | | | | | | | | | | | | | | | | | | | | | | | | | | | | | |
| <div>386</div> <div>MIKE ROBERTSON</div> <div>OF-1B</div> <div>HT: 6'0" WT: 180 BATS: LEFT THROWS: LEFT</div> <div>BORN: 10-9-1970, Norwich, CT</div> <div>1997 PHILADELPHIA PHILLIES BATTING RECORD</div> <table><tr><td>G</td><td>AB</td><td>R</td><td>H</td><td>2B</td><td>3B</td><td>HR</td><td>RBI</td><td>SB</td><td>SLG</td><td>BB</td><td>SO</td><td>AVG</td></tr><tr><td>22</td><td>38</td><td>3</td><td>8</td><td>2</td><td>1</td><td>0</td><td>4</td><td>1</td><td>.316</td><td>0</td><td>6</td><td>.211</td></tr></table> <div>CARDBOARD BASEBALL RATINGS</div> <table><tr><td>AVG</td><td>H</td><td>2B</td><td>3B</td><td>HR</td><td>RBI</td><td>SB</td></tr><tr><td>.211</td><td>8</td><td>2</td><td>1</td><td>0</td><td>0</td><td>1</td></tr></table> <div>DEFENSE RATING</div> <div>OF:  1B: </div> | | | | | | | | | | | | | G | AB | R | H | 2B | 3B | HR | RBI | SB | SLG | BB | SO | AVG | 22 | 38 | 3 | 8 | 2 | 1 | 0 | 4 | 1 | .316 | 0 | 6 | .211 | AVG | H | 2B | 3B | HR | RBI | SB | .211 | 8 | 2 | 1 | 0 | 0 | 1 | <div>390</div> <div>SCOTT ROLEN</div> <div>3B</div> <div>HT: 6'4" WT: 250 BATS: RIGHT THROWS: RIGHT</div> <div>BORN: 4-4-1975, Evansville, IN</div> <div>1997 PHILADELPHIA PHILLIES BATTING RECORD</div> <table><tr><td>G</td><td>AB</td><td>R</td><td>H</td><td>2B</td><td>3B</td><td>HR</td><td>RBI</td><td>SB</td><td>SLG</td><td>BB</td><td>SO</td><td>AVG</td></tr><tr><td>156</td><td>561</td><td>93</td><td>159</td><td>35</td><td>3</td><td>21</td><td>92</td><td>16</td><td>.469</td><td>76</td><td>138</td><td>.283</td></tr></table> <div>CARDBOARD BASEBALL RATINGS</div> <table><tr><td>AVG</td><td>H</td><td>2B</td><td>3B</td><td>HR</td><td>RBI</td><td>SB</td></tr><tr><td>.283</td><td>159</td><td>35</td><td>3</td><td>21</td><td>9</td><td>2</td></tr></table> <div>DEFENSE RATING</div> <div>3B: </div> | | | | | | | | | | | | | G | AB | R | H | 2B | 3B | HR | RBI | SB | SLG | BB | SO | AVG | 156 | 561 | 93 | 159 | 35 | 3 | 21 | 92 | 16 | .469 | 76 | 138 | .283 | AVG | H | 2B | 3B | HR | RBI | SB | .283 | 159 | 35 | 3 | 21 | 9 | 2 |
| G | AB | R | H | 2B | 3B | HR | RBI | SB | SLG | BB | SO | AVG | | | | | | | | | | | | | | | | | | | | | | | | | | | | | | | | | | | | | | | | | | | | | | | | | | | | | | | | | | | | | | | | | | | | | | | | | | | | | | | | | | | | | | | | | | | | | |
| 22 | 38 | 3 | 8 | 2 | 1 | 0 | 4 | 1 | .316 | 0 | 6 | .211 | | | | | | | | | | | | | | | | | | | | | | | | | | | | | | | | | | | | | | | | | | | | | | | | | | | | | | | | | | | | | | | | | | | | | | | | | | | | | | | | | | | | | | | | | | | | | |
| AVG | H | 2B | 3B | HR | RBI | SB | | | | | | | | | | | | | | | | | | | | | | | | | | | | | | | | | | | | | | | | | | | | | | | | | | | | | | | | | | | | | | | | | | | | | | | | | | | | | | | | | | | | | | | | | | | | | | | | | | | |
| .211 | 8 | 2 | 1 | 0 | 0 | 1 | | | | | | | | | | | | | | | | | | | | | | | | | | | | | | | | | | | | | | | | | | | | | | | | | | | | | | | | | | | | | | | | | | | | | | | | | | | | | | | | | | | | | | | | | | | | | | | | | | | |
| G | AB | R | H | 2B | 3B | HR | RBI | SB | SLG | BB | SO | AVG | | | | | | | | | | | | | | | | | | | | | | | | | | | | | | | | | | | | | | | | | | | | | | | | | | | | | | | | | | | | | | | | | | | | | | | | | | | | | | | | | | | | | | | | | | | | | |
| 156 | 561 | 93 | 159 | 35 | 3 | 21 | 92 | 16 | .469 | 76 | 138 | .283 | | | | | | | | | | | | | | | | | | | | | | | | | | | | | | | | | | | | | | | | | | | | | | | | | | | | | | | | | | | | | | | | | | | | | | | | | | | | | | | | | | | | | | | | | | | | | |
| AVG | H | 2B | 3B | HR | RBI | SB | | | | | | | | | | | | | | | | | | | | | | | | | | | | | | | | | | | | | | | | | | | | | | | | | | | | | | | | | | | | | | | | | | | | | | | | | | | | | | | | | | | | | | | | | | | | | | | | | | | |
| .283 | 159 | 35 | 3 | 21 | 9 | 2 | | | | | | | | | | | | | | | | | | | | | | | | | | | | | | | | | | | | | | | | | | | | | | | | | | | | | | | | | | | | | | | | | | | | | | | | | | | | | | | | | | | | | | | | | | | | | | | | | | | |
| <div>387</div> <div>ALEX RODRIGUEZ</div> <div>SS</div> <div>HT: 6'3" WT: 230 BATS: RIGHT THROWS: RIGHT</div> <div>BORN: 7-27-1975, New York, NY</div> <div>1997 SEATTLE MARINERS BATTING RECORD</div> <table><tr><td>G</td><td>AB</td><td>R</td><td>H</td><td>2B</td><td>3B</td><td>HR</td><td>RBI</td><td>SB</td><td>SLG</td><td>BB</td><td>SO</td><td>AVG</td></tr><tr><td>141</td><td>587</td><td>100</td><td>176</td><td>40</td><td>3</td><td>23</td><td>84</td><td>29</td><td>.496</td><td>41</td><td>99</td><td>.300</td></tr></table> <div>CARDBOARD BASEBALL RATINGS</div> <table><tr><td>AVG</td><td>H</td><td>2B</td><td>3B</td><td>HR</td><td>RBI</td><td>SB</td></tr><tr><td>.300</td><td>176</td><td>40</td><td>3</td><td>23</td><td>8</td><td>3</td></tr></table> <div>DEFENSE RATING</div> <div>SS: </div> | | | | | | | | | | | | | G | AB | R | H | 2B | 3B | HR | RBI | SB | SLG | BB | SO | AVG | 141 | 587 | 100 | 176 | 40 | 3 | 23 | 84 | 29 | .496 | 41 | 99 | .300 | AVG | H | 2B | 3B | HR | RBI | SB | .300 | 176 | 40 | 3 | 23 | 8 | 3 | <div>391</div> <div>MANDY ROMERO</div> <div>C</div> <div>HT: 5'11" WT: 190 BATS: BOTH THROWS: RIGHT</div> <div>BORN: 10-29-1967, Miami, FL</div> <div>1997 SAN DIEGO PADRES BATTING RECORD</div> <table><tr><td>G</td><td>AB</td><td>R</td><td>H</td><td>2B</td><td>3B</td><td>HR</td><td>RBI</td><td>SB</td><td>SLG</td><td>BB</td><td>SO</td><td>AVG</td></tr><tr><td>21</td><td>48</td><td>7</td><td>10</td><td>0</td><td>0</td><td>2</td><td>4</td><td>1</td><td>.333</td><td>2</td><td>18</td><td>.208</td></tr></table> <div>CARDBOARD BASEBALL RATINGS</div> <table><tr><td>AVG</td><td>H</td><td>2B</td><td>3B</td><td>HR</td><td>RBI</td><td>SB</td></tr><tr><td>.208</td><td>10</td><td>0</td><td>0</td><td>2</td><td>0</td><td>1</td></tr></table> <div>DEFENSE RATING</div> | | | | | | | | | | | | | G | AB | R | H | 2B | 3B | HR | RBI | SB | SLG | BB | SO | AVG | 21 | 48 | 7 | 10 | 0 | 0 | 2 | 4 | 1 | .333 | 2 | 18 | .208 | AVG | H | 2B | 3B | HR | RBI | SB | .208 | 10 | 0 | 0 | 2 | 0 | 1 |
| G | AB | R | H | 2B | 3B | HR | RBI | SB | SLG | BB | SO | AVG | | | | | | | | | | | | | | | | | | | | | | | | | | | | | | | | | | | | | | | | | | | | | | | | | | | | | | | | | | | | | | | | | | | | | | | | | | | | | | | | | | | | | | | | | | | | | |
| 141 | 587 | 100 | 176 | 40 | 3 | 23 | 84 | 29 | .496 | 41 | 99 | .300 | | | | | | | | | | | | | | | | | | | | | | | | | | | | | | | | | | | | | | | | | | | | | | | | | | | | | | | | | | | | | | | | | | | | | | | | | | | | | | | | | | | | | | | | | | | | | |
| AVG | H | 2B | 3B | HR | RBI | SB | | | | | | | | | | | | | | | | | | | | | | | | | | | | | | | | | | | | | | | | | | | | | | | | | | | | | | | | | | | | | | | | | | | | | | | | | | | | | | | | | | | | | | | | | | | | | | | | | | | |
| .300 | 176 | 40 | 3 | 23 | 8 | 3 | | | | | | | | | | | | | | | | | | | | | | | | | | | | | | | | | | | | | | | | | | | | | | | | | | | | | | | | | | | | | | | | | | | | | | | | | | | | | | | | | | | | | | | | | | | | | | | | | | | |
| G | AB | R | H | 2B | 3B | HR | RBI | SB | SLG | BB | SO | AVG | | | | | | | | | | | | | | | | | | | | | | | | | | | | | | | | | | | | | | | | | | | | | | | | | | | | | | | | | | | | | | | | | | | | | | | | | | | | | | | | | | | | | | | | | | | | | |
| 21 | 48 | 7 | 10 | 0 | 0 | 2 | 4 | 1 | .333 | 2 | 18 | .208 | | | | | | | | | | | | | | | | | | | | | | | | | | | | | | | | | | | | | | | | | | | | | | | | | | | | | | | | | | | | | | | | | | | | | | | | | | | | | | | | | | | | | | | | | | | | | |
| AVG | H | 2B | 3B | HR | RBI | SB | | | | | | | | | | | | | | | | | | | | | | | | | | | | | | | | | | | | | | | | | | | | | | | | | | | | | | | | | | | | | | | | | | | | | | | | | | | | | | | | | | | | | | | | | | | | | | | | | | | |
| .208 | 10 | 0 | 0 | 2 | 0 | 1 | | | | | | | | | | | | | | | | | | | | | | | | | | | | | | | | | | | | | | | | | | | | | | | | | | | | | | | | | | | | | | | | | | | | | | | | | | | | | | | | | | | | | | | | | | | | | | | | | | | |
| <div>388</div> <div>HENRY RODRIGUEZ</div> <div>OF</div> <div>HT: 6'1" WT: 180 BATS: LEFT THROWS: LEFT</div> <div>BORN: 11-8-1967, Santo Domingo, D.R.</div> <div>1997 MONTREAL EXPOS BATTING RECORD</div> <table><tr><td>G</td><td>AB</td><td>R</td><td>H</td><td>2B</td><td>3B</td><td>HR</td><td>RBI</td><td>SB</td><td>SLG</td><td>BB</td><td>SO</td><td>AVG</td></tr><tr><td>132</td><td>476</td><td>55</td><td>116</td><td>28</td><td>3</td><td>26</td><td>83</td><td>3</td><td>.479</td><td>42</td><td>149</td><td>.244</td></tr></table> <div>CARDBOARD BASEBALL RATINGS</div> <table><tr><td>AVG</td><td>H</td><td>2B</td><td>3B</td><td>HR</td><td>RBI</td><td>SB</td></tr><tr><td>.244</td><td>116</td><td>28</td><td>3</td><td>26</td><td>8</td><td>1</td></tr></table> <div>DEFENSE RATING</div> <div>OF: </div> | | | | | | | | | | | | | G | AB | R | H | 2B | 3B | HR | RBI | SB | SLG | BB | SO | AVG | 132 | 476 | 55 | 116 | 28 | 3 | 26 | 83 | 3 | .479 | 42 | 149 | .244 | AVG | H | 2B | 3B | HR | RBI | SB | .244 | 116 | 28 | 3 | 26 | 8 | 1 | <div>392</div> <div>MARC SAGMOEN</div> <div>OF</div> <div>HT: 5'11" WT: 185 BATS: LEFT THROWS: LEFT</div> <div>BORN: 4-16-1971, Seattle, WA</div> <div>1997 TEXAS RANGERS BATTING RECORD</div> <table><tr><td>G</td><td>AB</td><td>R</td><td>H</td><td>2B</td><td>3B</td><td>HR</td><td>RBI</td><td>SB</td><td>SLG</td><td>BB</td><td>SO</td><td>AVG</td></tr><tr><td>21</td><td>43</td><td>2</td><td>6</td><td>2</td><td>0</td><td>1</td><td>4</td><td>0</td><td>.256</td><td>2</td><td>13</td><td>.140</td></tr></table> <div>CARDBOARD BASEBALL RATINGS</div> <table><tr><td>AVG</td><td>H</td><td>2B</td><td>3B</td><td>HR</td><td>RBI</td><td>SB</td></tr><tr><td>.140</td><td>6</td><td>2</td><td>0</td><td>1</td><td>0</td><td>1</td></tr></table> <div>DEFENSE RATING</div> <div>OF: </div> | | | | | | | | | | | | | G | AB | R | H | 2B | 3B | HR | RBI | SB | SLG | BB | SO | AVG | 21 | 43 | 2 | 6 | 2 | 0 | 1 | 4 | 0 | .256 | 2 | 13 | .140 | AVG | H | 2B | 3B | HR | RBI | SB | .140 | 6 | 2 | 0 | 1 | 0 | 1 |
| G | AB | R | H | 2B | 3B | HR | RBI | SB | SLG | BB | SO | AVG | | | | | | | | | | | | | | | | | | | | | | | | | | | | | | | | | | | | | | | | | | | | | | | | | | | | | | | | | | | | | | | | | | | | | | | | | | | | | | | | | | | | | | | | | | | | | |
| 132 | 476 | 55 | 116 | 28 | 3 | 26 | 83 | 3 | .479 | 42 | 149 | .244 | | | | | | | | | | | | | | | | | | | | | | | | | | | | | | | | | | | | | | | | | | | | | | | | | | | | | | | | | | | | | | | | | | | | | | | | | | | | | | | | | | | | | | | | | | | | | |
| AVG | H | 2B | 3B | HR | RBI | SB | | | | | | | | | | | | | | | | | | | | | | | | | | | | | | | | | | | | | | | | | | | | | | | | | | | | | | | | | | | | | | | | | | | | | | | | | | | | | | | | | | | | | | | | | | | | | | | | | | | |
| .244 | 116 | 28 | 3 | 26 | 8 | 1 | | | | | | | | | | | | | | | | | | | | | | | | | | | | | | | | | | | | | | | | | | | | | | | | | | | | | | | | | | | | | | | | | | | | | | | | | | | | | | | | | | | | | | | | | | | | | | | | | | | |
| G | AB | R | H | 2B | 3B | HR | RBI | SB | SLG | BB | SO | AVG | | | | | | | | | | | | | | | | | | | | | | | | | | | | | | | | | | | | | | | | | | | | | | | | | | | | | | | | | | | | | | | | | | | | | | | | | | | | | | | | | | | | | | | | | | | | | |
| 21 | 43 | 2 | 6 | 2 | 0 | 1 | 4 | 0 | .256 | 2 | 13 | .140 | | | | | | | | | | | | | | | | | | | | | | | | | | | | | | | | | | | | | | | | | | | | | | | | | | | | | | | | | | | | | | | | | | | | | | | | | | | | | | | | | | | | | | | | | | | | | |
| AVG | H | 2B | 3B | HR | RBI | SB | | | | | | | | | | | | | | | | | | | | | | | | | | | | | | | | | | | | | | | | | | | | | | | | | | | | | | | | | | | | | | | | | | | | | | | | | | | | | | | | | | | | | | | | | | | | | | | | | | | |
| .140 | 6 | 2 | 0 | 1 | 0 | 1 | | | | | | | | | | | | | | | | | | | | | | | | | | | | | | | | | | | | | | | | | | | | | | | | | | | | | | | | | | | | | | | | | | | | | | | | | | | | | | | | | | | | | | | | | | | | | | | | | | | |







| | | | | | | | | | | | | | |
|---|------------|----|-----|----|----|----|-----|-----|------|----|-----|------|----|
| 393 | TIM SALMON | | | | | | | | | | | | OF |
| HT: 6'3" WT: 200 BATS: RIGHT THROWS: RIGHT BORN: 8-24-1968, Long Beach, CA | | | | | | | | | | | | | |
| 1997 ANAHEIM ANGELS BATTING RECORD | | | | | | | | | | | | | |
| G | AB | R | H | 2B | 3B | HR | RBI | SB | SLG | BB | SO | AVG | |
| 157 | 582 | 95 | 172 | 28 | 1 | 33 | 129 | 9 | .517 | 95 | 142 | .296 | |
| CARDBOARD BASEBALL RATINGS | | | | | | | | | | | | | |
| AVG | H | | | 2B | 3B | | HR | RBI | | SB | | | |
| .296 | 172 | | | 28 | 1 | | 33 | 12 | | 1 | | | |
| DEFENSE RATING | | | | | | | | | | | | | |
| OF:   | | | | | | | | | | | | | |



| | | | | | | | | | | | | | |
|---|---------------|----|-----|----|----|----|-----|-----|------|----|----|------|----|
| 397 | DEION SANDERS | | | | | | | | | | | | OF |
| HT: 6'1" WT: 195 BATS: LEFT THROWS: LEFT BORN: 8-9-1967, Fort Myers, FL | | | | | | | | | | | | | |
| 1997 CINCINNATI REDS BATTING RECORD | | | | | | | | | | | | | |
| G | AB | R | H | 2B | 3B | HR | RBI | SB | SLG | BB | SO | AVG | |
| 115 | 465 | 53 | 127 | 13 | 7 | 5 | 23 | 56 | .363 | 34 | 67 | .273 | |
| CARDBOARD BASEBALL RATINGS | | | | | | | | | | | | | |
| AVG | H | | | 2B | 3B | | HR | RBI | | SB | | | |
| .273 | 127 | | | 13 | 7 | | 5 | 2 | | 6 | | | |
| DEFENSE RATING | | | | | | | | | | | | | |
| OF:   | | | | | | | | | | | | | |

| | | | | | | | | | | | | | |
|---|-------------|----|----|----|----|----|-----|-----|------|----|----|------|-------|
| 394 | JUAN SAMUEL | | | | | | | | | | | | 3B-1B |
| HT: 5'11" WT: 170 BATS: RIGHT THROWS: RIGHT BORN: 12-9-1960, San Pedro de Macoris, D.R. | | | | | | | | | | | | | |
| 1997 TORONTO BLUE JAYS BATTING RECORD | | | | | | | | | | | | | |
| G | AB | R | H | 2B | 3B | HR | RBI | SB | SLG | BB | SO | AVG | |
| 45 | 95 | 13 | 27 | 5 | 4 | 3 | 15 | 5 | .516 | 10 | 28 | .284 | |
| CARDBOARD BASEBALL RATINGS | | | | | | | | | | | | | |
| AVG | H | | | 2B | 3B | | HR | RBI | | SB | | | |
| .284 | 27 | | | 5 | 4 | | 3 | 1 | | 1 | | | |
| DEFENSE RATING | | | | | | | | | | | | | |
| 3B:  1B:  | | | | | | | | | | | | | |






















| | | | | | | | | | | | | | |
|---|----------------|----|----|----|----|----|-----|-----|------|----|----|------|----|
| 398 | REGGIE SANDERS | | | | | | | | | | | | OF |
| HT: 6'0" WT: 180 BATS: RIGHT THROWS: RIGHT BORN: 12-1-1967, Florence, SC | | | | | | | | | | | | | |
| 1997 CINCINNATI REDS BATTING RECORD | | | | | | | | | | | | | |
| G | AB | R | H | 2B | 3B | HR | RBI | SB | SLG | BB | SO | AVG | |
| 86 | 312 | 52 | 79 | 19 | 2 | 19 | 56 | 13 | .510 | 42 | 93 | .253 | |
| CARDBOARD BASEBALL RATINGS | | | | | | | | | | | | | |
| AVG | H | | | 2B | 3B | | HR | RBI | | SB | | | |
| .253 | 79 | | | 19 | 2 | | 19 | 5 | | 1 | | | |
| DEFENSE RATING | | | | | | | | | | | | | |
| OF:   | | | | | | | | | | | | | |




| | | | | | | | | | | | | | |
|---|-------------|----|----|----|----|----|-----|-----|------|----|----|------|-------|
| 395 | REY SANCHEZ | | | | | | | | | | | | 2B-SS |
| HT: 5'10" WT: 180 BATS: RIGHT THROWS: RIGHT BORN: 10-5-1967, Rio Piedras, P.R. | | | | | | | | | | | | | |
| 1997 NEW YORK YANKEES BATTING RECORD | | | | | | | | | | | | | |
| G | AB | R | H | 2B | 3B | HR | RBI | SB | SLG | BB | SO | AVG | |
| 135 | 343 | 35 | 94 | 21 | 0 | 2 | 27 | 4 | .353 | 16 | 47 | .274 | |
| CARDBOARD BASEBALL RATINGS | | | | | | | | | | | | | |
| AVG | H | | | 2B | 3B | | HR | RBI | | SB | | | |
| .274 | 94 | | | 21 | 0 | | 2 | 2 | | 1 | | | |
| DEFENSE RATING | | | | | | | | | | | | | |
| 2B:   SS:   | | | | | | | | | | | | | |






| | | | | | | | | | | | | | |
|---|-----------------|----|----|----|----|----|-----|-----|------|----|----|------|----------|
| 399 | F.P. SANTANGELO | | | | | | | | | | | | OF-3B-2B |
| HT: 5'10" WT: 165 BATS: BOTH THROWS: RIGHT BORN: 10-24-1967, Livonia, MI | | | | | | | | | | | | | |
| 1997 MONTREAL EXPOS BATTING RECORD | | | | | | | | | | | | | |
| G | AB | R | H | 2B | 3B | HR | RBI | SB | SLG | BB | SO | AVG | |
| 130 | 350 | 56 | 87 | 19 | 5 | 5 | 31 | 8 | .374 | 50 | 73 | .249 | |
| CARDBOARD BASEBALL RATINGS | | | | | | | | | | | | | |
| AVG | H | | | 2B | 3B | | HR | RBI | | SB | | | |
| .249 | 87 | | | 19 | 5 | | 5 | 3 | | 1 | | | |
| DEFENSE RATING | | | | | | | | | | | | | |
| OF:   3B:   2B:   | | | | | | | | | | | | | |






| | | | | | | | | | | | | | |
|---|---------------|----|-----|----|----|----|-----|-----|------|----|----|------|----|
| 396 | RYNE SANDBERG | | | | | | | | | | | | 2B |
| HT: 6'1" WT: 175 BATS: RIGHT THROWS: RIGHT BORN: 9-18-1959, Spokane, WA | | | | | | | | | | | | | |
| 1997 CHICAGO CUBS BATTING RECORD | | | | | | | | | | | | | |
| G | AB | R | H | 2B | 3B | HR | RBI | SB | SLG | BB | SO | AVG | |
| 135 | 447 | 54 | 118 | 26 | 0 | 12 | 64 | 7 | .403 | 28 | 94 | .264 | |
| CARDBOARD BASEBALL RATINGS | | | | | | | | | | | | | |
| AVG | H | | | 2B | 3B | | HR | RBI | | SB | | | |
| .264 | 118 | | | 26 | 0 | | 12 | 6 | | 1 | | | |
| DEFENSE RATING | | | | | | | | | | | | | |
| 2B:   | | | | | | | | | | | | | |





| | | | | | | | | | | | | | |
|---|-----------------|----|----|----|----|----|-----|-----|------|----|----|------|---|
| 400 | BENITO SANTIAGO | | | | | | | | | | | | C |
| HT: 6'1" WT: 180 BATS: RIGHT THROWS: RIGHT BORN: 3-9-1965, Ponce, P.R. | | | | | | | | | | | | | |
| 1997 TORONTO BLUE JAYS BATTING RECORD | | | | | | | | | | | | | |
| G | AB | R | H | 2B | 3B | HR | RBI | SB | SLG | BB | SO | AVG | |
| 97 | 341 | 31 | 83 | 10 | 0 | 13 | 42 | 1 | .387 | 17 | 80 | .243 | |
| CARDBOARD BASEBALL RATINGS | | | | | | | | | | | | | |
| AVG | H | | | 2B | 3B | | HR | RBI | | SB | | | |
| .243 | 83 | | | 10 | 0 | | 13 | 4 | | 1 | | | |
| DEFENSE RATING | | | | | | | | | | | | | |

| <div>401</div> <div>KEVIN SEFCIK</div> <div>2B-SS</div> <div>HT: 5'11" WT: 175 BATS: RIGHT THROWS: RIGHT</div> <div>BORN: 2-10-1971, Tinley Park, IL</div> <div>1997 PHILADELPHIA PHILLIES BATTING RECORD</div> <table><tr><th>G</th><th>AB</th><th>R</th><th>H</th><th>2B</th><th>3B</th><th>HR</th><th>RBI</th><th>SB</th><th>SLG</th><th>BB</th><th>SO</th><th>AVG</th></tr><tr><td>61</td><td>119</td><td>11</td><td>32</td><td>3</td><td>0</td><td>2</td><td>6</td><td>1</td><td>.345</td><td>4</td><td>9</td><td>.269</td></tr></table> <div>CARDBOARD BASEBALL RATINGS</div> <table><tr><th>AVG</th><th>H</th><th>2B</th><th>3B</th><th>HR</th><th>RBI</th><th>SB</th></tr><tr><td>.269</td><td>32</td><td>3</td><td>0</td><td>2</td><td>0</td><td>1</td></tr></table> <div>DEFENSE RATING</div> <div>2B:   SS: </div> | | | | | | | | | | | | | G | AB | R | H | 2B | 3B | HR | RBI | SB | SLG | BB | SO | AVG | 61 | 119 | 11 | 32 | 3 | 0 | 2 | 6 | 1 | .345 | 4 | 9 | .269 | AVG | H | 2B | 3B | HR | RBI | SB | .269 | 32 | 3 | 0 | 2 | 0 | 1 | <div>405</div> <div>DANNY SHEAFFER</div> <div>3B-OF-C</div> <div>HT: 6'0" WT: 185 BATS: RIGHT THROWS: RIGHT</div> <div>BORN: 8-2-1961, Jacksonville, FL</div> <div>1997 ST. LOUIS CARDINALS BATTING RECORD</div> <table><tr><th>G</th><th>AB</th><th>R</th><th>H</th><th>2B</th><th>3B</th><th>HR</th><th>RBI</th><th>SB</th><th>SLG</th><th>BB</th><th>SO</th><th>AVG</th></tr><tr><td>76</td><td>132</td><td>10</td><td>33</td><td>5</td><td>0</td><td>0</td><td>11</td><td>1</td><td>.288</td><td>8</td><td>17</td><td>.250</td></tr></table> <div>CARDBOARD BASEBALL RATINGS</div> <table><tr><th>AVG</th><th>H</th><th>2B</th><th>3B</th><th>HR</th><th>RBI</th><th>SB</th></tr><tr><td>.250</td><td>33</td><td>5</td><td>0</td><td>0</td><td>1</td><td>1</td></tr></table> <div>DEFENSE RATING</div> <div>3B:   OF: </div> | | | | | | | | | | | | | G | AB | R | H | 2B | 3B | HR | RBI | SB | SLG | BB | SO | AVG | 76 | 132 | 10 | 33 | 5 | 0 | 0 | 11 | 1 | .288 | 8 | 17 | .250 | AVG | H | 2B | 3B | HR | RBI | SB | .250 | 33 | 5 | 0 | 0 | 1 | 1 |
|--|-----|----|-----|----|-----|----|-----|----|------|-----|----|------|---|----|---|---|----|----|----|-----|----|-----|----|----|-----|-----|-----|----|-----|----|---|----|----|---|------|----|----|------|-----|---|----|----|----|-----|----|------|-----|----|---|----|---|---|---|--|--|--|--|--|--|--|--|--|--|--|--|---|----|---|---|----|----|----|-----|----|-----|----|----|-----|-----|-----|----|-----|----|---|----|----|----|------|-----|----|------|-----|---|----|----|----|-----|----|------|-----|----|---|----|---|---|
| G | AB | R | H | 2B | 3B | HR | RBI | SB | SLG | BB | SO | AVG | | | | | | | | | | | | | | | | | | | | | | | | | | | | | | | | | | | | | | | | | | | | | | | | | | | | | | | | | | | | | | | | | | | | | | | | | | | | | | | | | | | | | | | | | | | | | |
| 61 | 119 | 11 | 32 | 3 | 0 | 2 | 6 | 1 | .345 | 4 | 9 | .269 | | | | | | | | | | | | | | | | | | | | | | | | | | | | | | | | | | | | | | | | | | | | | | | | | | | | | | | | | | | | | | | | | | | | | | | | | | | | | | | | | | | | | | | | | | | | | |
| AVG | H | 2B | 3B | HR | RBI | SB | | | | | | | | | | | | | | | | | | | | | | | | | | | | | | | | | | | | | | | | | | | | | | | | | | | | | | | | | | | | | | | | | | | | | | | | | | | | | | | | | | | | | | | | | | | | | | | | | | | |
| .269 | 32 | 3 | 0 | 2 | 0 | 1 | | | | | | | | | | | | | | | | | | | | | | | | | | | | | | | | | | | | | | | | | | | | | | | | | | | | | | | | | | | | | | | | | | | | | | | | | | | | | | | | | | | | | | | | | | | | | | | | | | | |
| G | AB | R | H | 2B | 3B | HR | RBI | SB | SLG | BB | SO | AVG | | | | | | | | | | | | | | | | | | | | | | | | | | | | | | | | | | | | | | | | | | | | | | | | | | | | | | | | | | | | | | | | | | | | | | | | | | | | | | | | | | | | | | | | | | | | | |
| 76 | 132 | 10 | 33 | 5 | 0 | 0 | 11 | 1 | .288 | 8 | 17 | .250 | | | | | | | | | | | | | | | | | | | | | | | | | | | | | | | | | | | | | | | | | | | | | | | | | | | | | | | | | | | | | | | | | | | | | | | | | | | | | | | | | | | | | | | | | | | | | |
| AVG | H | 2B | 3B | HR | RBI | SB | | | | | | | | | | | | | | | | | | | | | | | | | | | | | | | | | | | | | | | | | | | | | | | | | | | | | | | | | | | | | | | | | | | | | | | | | | | | | | | | | | | | | | | | | | | | | | | | | | | |
| .250 | 33 | 5 | 0 | 0 | 1 | 1 | | | | | | | | | | | | | | | | | | | | | | | | | | | | | | | | | | | | | | | | | | | | | | | | | | | | | | | | | | | | | | | | | | | | | | | | | | | | | | | | | | | | | | | | | | | | | | | | | | | |
| <div>402</div> <div>DAVID SEGUI</div> <div>1B</div> <div>HT: 6'1" WT: 170 BATS: BOTH THROWS: LEFT</div> <div>BORN: 7-19-1966, Kansas City, KS</div> <div>1997 MONTREAL EXPOS BATTING RECORD</div> <table><tr><th>G</th><th>AB</th><th>R</th><th>H</th><th>2B</th><th>3B</th><th>HR</th><th>RBI</th><th>SB</th><th>SLG</th><th>BB</th><th>SO</th><th>AVG</th></tr><tr><td>125</td><td>459</td><td>75</td><td>141</td><td>22</td><td>3</td><td>21</td><td>68</td><td>1</td><td>.505</td><td>57</td><td>66</td><td>.307</td></tr></table> <div>CARDBOARD BASEBALL RATINGS</div> <table><tr><th>AVG</th><th>H</th><th>2B</th><th>3B</th><th>HR</th><th>RBI</th><th>SB</th></tr><tr><td>.307</td><td>141</td><td>22</td><td>3</td><td>21</td><td>6</td><td>1</td></tr></table> <div>DEFENSE RATING</div> <div>1B:  </div> | | | | | | | | | | | | | G | AB | R | H | 2B | 3B | HR | RBI | SB | SLG | BB | SO | AVG | 125 | 459 | 75 | 141 | 22 | 3 | 21 | 68 | 1 | .505 | 57 | 66 | .307 | AVG | H | 2B | 3B | HR | RBI | SB | .307 | 141 | 22 | 3 | 21 | 6 | 1 | <div>406</div> <div>ANDY SHEETS</div> <div>3B-SS</div> <div>HT: 6'2" WT: 180 BATS: RIGHT THROWS: RIGHT</div> <div>BORN: 11-19-1971, Baton Rouge, LA</div> <div>1997 SEATTLE MARINERS BATTING RECORD</div> <table><tr><th>G</th><th>AB</th><th>R</th><th>H</th><th>2B</th><th>3B</th><th>HR</th><th>RBI</th><th>SB</th><th>SLG</th><th>BB</th><th>SO</th><th>AVG</th></tr><tr><td>32</td><td>89</td><td>18</td><td>22</td><td>3</td><td>0</td><td>4</td><td>9</td><td>2</td><td>.416</td><td>7</td><td>34</td><td>.247</td></tr></table> <div>CARDBOARD BASEBALL RATINGS</div> <table><tr><th>AVG</th><th>H</th><th>2B</th><th>3B</th><th>HR</th><th>RBI</th><th>SB</th></tr><tr><td>.247</td><td>22</td><td>3</td><td>0</td><td>4</td><td>0</td><td>1</td></tr></table> <div>DEFENSE RATING</div> <div>3B:   SS: </div> | | | | | | | | | | | | | G | AB | R | H | 2B | 3B | HR | RBI | SB | SLG | BB | SO | AVG | 32 | 89 | 18 | 22 | 3 | 0 | 4 | 9 | 2 | .416 | 7 | 34 | .247 | AVG | H | 2B | 3B | HR | RBI | SB | .247 | 22 | 3 | 0 | 4 | 0 | 1 |
| G | AB | R | H | 2B | 3B | HR | RBI | SB | SLG | BB | SO | AVG | | | | | | | | | | | | | | | | | | | | | | | | | | | | | | | | | | | | | | | | | | | | | | | | | | | | | | | | | | | | | | | | | | | | | | | | | | | | | | | | | | | | | | | | | | | | | |
| 125 | 459 | 75 | 141 | 22 | 3 | 21 | 68 | 1 | .505 | 57 | 66 | .307 | | | | | | | | | | | | | | | | | | | | | | | | | | | | | | | | | | | | | | | | | | | | | | | | | | | | | | | | | | | | | | | | | | | | | | | | | | | | | | | | | | | | | | | | | | | | | |
| AVG | H | 2B | 3B | HR | RBI | SB | | | | | | | | | | | | | | | | | | | | | | | | | | | | | | | | | | | | | | | | | | | | | | | | | | | | | | | | | | | | | | | | | | | | | | | | | | | | | | | | | | | | | | | | | | | | | | | | | | | |
| .307 | 141 | 22 | 3 | 21 | 6 | 1 | | | | | | | | | | | | | | | | | | | | | | | | | | | | | | | | | | | | | | | | | | | | | | | | | | | | | | | | | | | | | | | | | | | | | | | | | | | | | | | | | | | | | | | | | | | | | | | | | | | |
| G | AB | R | H | 2B | 3B | HR | RBI | SB | SLG | BB | SO | AVG | | | | | | | | | | | | | | | | | | | | | | | | | | | | | | | | | | | | | | | | | | | | | | | | | | | | | | | | | | | | | | | | | | | | | | | | | | | | | | | | | | | | | | | | | | | | | |
| 32 | 89 | 18 | 22 | 3 | 0 | 4 | 9 | 2 | .416 | 7 | 34 | .247 | | | | | | | | | | | | | | | | | | | | | | | | | | | | | | | | | | | | | | | | | | | | | | | | | | | | | | | | | | | | | | | | | | | | | | | | | | | | | | | | | | | | | | | | | | | | | |
| AVG | H | 2B | 3B | HR | RBI | SB | | | | | | | | | | | | | | | | | | | | | | | | | | | | | | | | | | | | | | | | | | | | | | | | | | | | | | | | | | | | | | | | | | | | | | | | | | | | | | | | | | | | | | | | | | | | | | | | | | | |
| .247 | 22 | 3 | 0 | 4 | 0 | 1 | | | | | | | | | | | | | | | | | | | | | | | | | | | | | | | | | | | | | | | | | | | | | | | | | | | | | | | | | | | | | | | | | | | | | | | | | | | | | | | | | | | | | | | | | | | | | | | | | | | |
| <div>403</div> <div>KEVIN SEITZER</div> <div>1B-3B</div> <div>HT: 5'11" WT: 180 BATS: RIGHT THROWS: RIGHT</div> <div>BORN: 3-26-1962, Springfield, IL</div> <div>1997 CLEVELAND INDIANS BATTING RECORD</div> <table><tr><th>G</th><th>AB</th><th>R</th><th>H</th><th>2B</th><th>3B</th><th>HR</th><th>RBI</th><th>SB</th><th>SLG</th><th>BB</th><th>SO</th><th>AVG</th></tr><tr><td>64</td><td>198</td><td>27</td><td>53</td><td>14</td><td>0</td><td>2</td><td>24</td><td>0</td><td>.369</td><td>18</td><td>25</td><td>.268</td></tr></table> <div>CARDBOARD BASEBALL RATINGS</div> <table><tr><th>AVG</th><th>H</th><th>2B</th><th>3B</th><th>HR</th><th>RBI</th><th>SB</th></tr><tr><td>.268</td><td>53</td><td>14</td><td>0</td><td>2</td><td>2</td><td>1</td></tr></table> <div>DEFENSE RATING</div> <div>1B:   3B:  </div> | | | | | | | | | | | | | G | AB | R | H | 2B | 3B | HR | RBI | SB | SLG | BB | SO | AVG | 64 | 198 | 27 | 53 | 14 | 0 | 2 | 24 | 0 | .369 | 18 | 25 | .268 | AVG | H | 2B | 3B | HR | RBI | SB | .268 | 53 | 14 | 0 | 2 | 2 | 1 | <div>407</div> <div>GARY SHEFFIELD</div> <div>OF</div> <div>HT: 5'11" WT: 190 BATS: RIGHT THROWS: RIGHT</div> <div>BORN: 11-18-1968, Tampa, FL</div> <div>1997 FLORIDA MARLINS BATTING RECORD</div> <table><tr><th>G</th><th>AB</th><th>R</th><th>H</th><th>2B</th><th>3B</th><th>HR</th><th>RBI</th><th>SB</th><th>SLG</th><th>BB</th><th>SO</th><th>AVG</th></tr><tr><td>135</td><td>444</td><td>86</td><td>111</td><td>22</td><td>1</td><td>21</td><td>71</td><td>11</td><td>.446</td><td>121</td><td>79</td><td>.250</td></tr></table> <div>CARDBOARD BASEBALL RATINGS</div> <table><tr><th>AVG</th><th>H</th><th>2B</th><th>3B</th><th>HR</th><th>RBI</th><th>SB</th></tr><tr><td>.250</td><td>111</td><td>22</td><td>1</td><td>21</td><td>7</td><td>1</td></tr></table> <div>DEFENSE RATING</div> <div>OF: </div> | | | | | | | | | | | | | G | AB | R | H | 2B | 3B | HR | RBI | SB | SLG | BB | SO | AVG | 135 | 444 | 86 | 111 | 22 | 1 | 21 | 71 | 11 | .446 | 121 | 79 | .250 | AVG | H | 2B | 3B | HR | RBI | SB | .250 | 111 | 22 | 1 | 21 | 7 | 1 |
| G | AB | R | H | 2B | 3B | HR | RBI | SB | SLG | BB | SO | AVG | | | | | | | | | | | | | | | | | | | | | | | | | | | | | | | | | | | | | | | | | | | | | | | | | | | | | | | | | | | | | | | | | | | | | | | | | | | | | | | | | | | | | | | | | | | | | |
| 64 | 198 | 27 | 53 | 14 | 0 | 2 | 24 | 0 | .369 | 18 | 25 | .268 | | | | | | | | | | | | | | | | | | | | | | | | | | | | | | | | | | | | | | | | | | | | | | | | | | | | | | | | | | | | | | | | | | | | | | | | | | | | | | | | | | | | | | | | | | | | | |
| AVG | H | 2B | 3B | HR | RBI | SB | | | | | | | | | | | | | | | | | | | | | | | | | | | | | | | | | | | | | | | | | | | | | | | | | | | | | | | | | | | | | | | | | | | | | | | | | | | | | | | | | | | | | | | | | | | | | | | | | | | |
| .268 | 53 | 14 | 0 | 2 | 2 | 1 | | | | | | | | | | | | | | | | | | | | | | | | | | | | | | | | | | | | | | | | | | | | | | | | | | | | | | | | | | | | | | | | | | | | | | | | | | | | | | | | | | | | | | | | | | | | | | | | | | | |
| G | AB | R | H | 2B | 3B | HR | RBI | SB | SLG | BB | SO | AVG | | | | | | | | | | | | | | | | | | | | | | | | | | | | | | | | | | | | | | | | | | | | | | | | | | | | | | | | | | | | | | | | | | | | | | | | | | | | | | | | | | | | | | | | | | | | | |
| 135 | 444 | 86 | 111 | 22 | 1 | 21 | 71 | 11 | .446 | 121 | 79 | .250 | | | | | | | | | | | | | | | | | | | | | | | | | | | | | | | | | | | | | | | | | | | | | | | | | | | | | | | | | | | | | | | | | | | | | | | | | | | | | | | | | | | | | | | | | | | | | |
| AVG | H | 2B | 3B | HR | RBI | SB | | | | | | | | | | | | | | | | | | | | | | | | | | | | | | | | | | | | | | | | | | | | | | | | | | | | | | | | | | | | | | | | | | | | | | | | | | | | | | | | | | | | | | | | | | | | | | | | | | | |
| .250 | 111 | 22 | 1 | 21 | 7 | 1 | | | | | | | | | | | | | | | | | | | | | | | | | | | | | | | | | | | | | | | | | | | | | | | | | | | | | | | | | | | | | | | | | | | | | | | | | | | | | | | | | | | | | | | | | | | | | | | | | | | |
| <div>404</div> <div>SCOTT SERVAIS</div> <div>C</div> <div>HT: 6'2" WT: 195 BATS: RIGHT THROWS: RIGHT</div> <div>BORN: 6-4-1967, LaCrosse, WI</div> <div>1997 CHICAGO CUBS BATTING RECORD</div> <table><tr><th>G</th><th>AB</th><th>R</th><th>H</th><th>2B</th><th>3B</th><th>HR</th><th>RBI</th><th>SB</th><th>SLG</th><th>BB</th><th>SO</th><th>AVG</th></tr><tr><td>122</td><td>385</td><td>36</td><td>100</td><td>21</td><td>0</td><td>6</td><td>45</td><td>0</td><td>.361</td><td>24</td><td>56</td><td>.260</td></tr></table> <div>CARDBOARD BASEBALL RATINGS</div> <table><tr><th>AVG</th><th>H</th><th>2B</th><th>3B</th><th>HR</th><th>RBI</th><th>SB</th></tr><tr><td>.260</td><td>100</td><td>21</td><td>0</td><td>6</td><td>4</td><td>1</td></tr></table> <div>DEFENSE RATING</div> | | | | | | | | | | | | | G | AB | R | H | 2B | 3B | HR | RBI | SB | SLG | BB | SO | AVG | 122 | 385 | 36 | 100 | 21 | 0 | 6 | 45 | 0 | .361 | 24 | 56 | .260 | AVG | H | 2B | 3B | HR | RBI | SB | .260 | 100 | 21 | 0 | 6 | 4 | 1 | <div>408</div> <div>CRAIG SHIPLEY</div> <div>2B-SS</div> <div>HT: 6'1" WT: 175 BATS: RIGHT THROWS: RIGHT</div> <div>BORN: 1-7-1963, Parramatta, Australia</div> <div>1997 SAN DIEGO PADRES BATTING RECORD</div> <table><tr><th>G</th><th>AB</th><th>R</th><th>H</th><th>2B</th><th>3B</th><th>HR</th><th>RBI</th><th>SB</th><th>SLG</th><th>BB</th><th>SO</th><th>AVG</th></tr><tr><td>63</td><td>139</td><td>22</td><td>38</td><td>9</td><td>0</td><td>5</td><td>19</td><td>1</td><td>.446</td><td>7</td><td>20</td><td>.273</td></tr></table> <div>CARDBOARD BASEBALL RATINGS</div> <table><tr><th>AVG</th><th>H</th><th>2B</th><th>3B</th><th>HR</th><th>RBI</th><th>SB</th></tr><tr><td>.273</td><td>38</td><td>9</td><td>0</td><td>5</td><td>1</td><td>1</td></tr></table> <div>DEFENSE RATING</div> <div>2B:    SS:  </div> | | | | | | | | | | | | | G | AB | R | H | 2B | 3B | HR | RBI | SB | SLG | BB | SO | AVG | 63 | 139 | 22 | 38 | 9 | 0 | 5 | 19 | 1 | .446 | 7 | 20 | .273 | AVG | H | 2B | 3B | HR | RBI | SB | .273 | 38 | 9 | 0 | 5 | 1 | 1 |
| G | AB | R | H | 2B | 3B | HR | RBI | SB | SLG | BB | SO | AVG | | | | | | | | | | | | | | | | | | | | | | | | | | | | | | | | | | | | | | | | | | | | | | | | | | | | | | | | | | | | | | | | | | | | | | | | | | | | | | | | | | | | | | | | | | | | | |
| 122 | 385 | 36 | 100 | 21 | 0 | 6 | 45 | 0 | .361 | 24 | 56 | .260 | | | | | | | | | | | | | | | | | | | | | | | | | | | | | | | | | | | | | | | | | | | | | | | | | | | | | | | | | | | | | | | | | | | | | | | | | | | | | | | | | | | | | | | | | | | | | |
| AVG | H | 2B | 3B | HR | RBI | SB | | | | | | | | | | | | | | | | | | | | | | | | | | | | | | | | | | | | | | | | | | | | | | | | | | | | | | | | | | | | | | | | | | | | | | | | | | | | | | | | | | | | | | | | | | | | | | | | | | | |
| .260 | 100 | 21 | 0 | 6 | 4 | 1 | | | | | | | | | | | | | | | | | | | | | | | | | | | | | | | | | | | | | | | | | | | | | | | | | | | | | | | | | | | | | | | | | | | | | | | | | | | | | | | | | | | | | | | | | | | | | | | | | | | |
| G | AB | R | H | 2B | 3B | HR | RBI | SB | SLG | BB | SO | AVG | | | | | | | | | | | | | | | | | | | | | | | | | | | | | | | | | | | | | | | | | | | | | | | | | | | | | | | | | | | | | | | | | | | | | | | | | | | | | | | | | | | | | | | | | | | | | |
| 63 | 139 | 22 | 38 | 9 | 0 | 5 | 19 | 1 | .446 | 7 | 20 | .273 | | | | | | | | | | | | | | | | | | | | | | | | | | | | | | | | | | | | | | | | | | | | | | | | | | | | | | | | | | | | | | | | | | | | | | | | | | | | | | | | | | | | | | | | | | | | | |
| AVG | H | 2B | 3B | HR | RBI | SB | | | | | | | | | | | | | | | | | | | | | | | | | | | | | | | | | | | | | | | | | | | | | | | | | | | | | | | | | | | | | | | | | | | | | | | | | | | | | | | | | | | | | | | | | | | | | | | | | | | |
| .273 | 38 | 9 | 0 | 5 | 1 | 1 | | | | | | | | | | | | | | | | | | | | | | | | | | | | | | | | | | | | | | | | | | | | | | | | | | | | | | | | | | | | | | | | | | | | | | | | | | | | | | | | | | | | | | | | | | | | | | | | | | | |

| | | | | | | | | | | | | | | | | | | | | | | | | | |
|---|-----|----|----|----|----|----|-----|----|------|----|----|------|---|-----|----|-----|----|----|----|-----|----|------|----|-----|------|
| 409 RUBEN SIERRA OF | | | | | | | | | | | | | 413 J.T. SNOW 1B | | | | | | | | | | | | |
| HT: 6'1" WT: 175 BATS: BOTH THROWS: RIGHT BORN: 10-6-1965, Rio Piedras, P.R. | | | | | | | | | | | | | HT: 6'2" WT: 200 BATS: LEFT THROWS: LEFT BORN: 2-26-1968, Long Beach, CA | | | | | | | | | | | | |
| 1997 TORONTO BLUE JAYS BATTING RECORD | | | | | | | | | | | | | 1997 SAN FRANCISCO GIANTS BATTING RECORD | | | | | | | | | | | | |
| G | AB | R | H | 2B | 3B | HR | RBI | SB | SLG | BB | SO | AVG | G | AB | R | H | 2B | 3B | HR | RBI | SB | SLG | BB | SO | AVG |
| 39 | 138 | 10 | 32 | 5 | 3 | 3 | 12 | 0 | .377 | 9 | 34 | .232 | 157 | 531 | 81 | 149 | 36 | 1 | 28 | 104 | 6 | .510 | 96 | 124 | .281 |
| CARDBOARD BASEBALL RATINGS | | | | | | | | | | | | | CARDBOARD BASEBALL RATINGS | | | | | | | | | | | | |
| AVG | H | | 2B | | 3B | | HR | | RBI | | SB | | AVG | H | | 2B | | 3B | | HR | | RBI | | SB | |
| .232 | 32 | | 5 | | 3 | | 3 | | 1 | | 1 | | .281 | 149 | | 36 | | 1 | | 28 | | 10 | | 1 | |
| DEFENSE RATING | | | | | | | | | | | | | DEFENSE RATING | | | | | | | | | | | | |
| OF:  | | | | | | | | | | | | | 1B:   | | | | | | | | | | | | |





















| | | | | | | | | | | | | | | | | | | | | | | | | | |
|---|-----|----|----|----|----|----|-----|----|------|----|----|------|--|-----|----|----|----|----|----|-----|----|------|----|----|------|
| 410 MIKE SIMMS OF | | | | | | | | | | | | | 414 LUIS SOJO 2B | | | | | | | | | | | | |
| HT: 6'4" WT: 185 BATS: RIGHT THROWS: RIGHT BORN: 1-12-1967, Orange, CA | | | | | | | | | | | | | HT: 5'11" WT: 172 BATS: RIGHT THROWS: RIGHT BORN: 1-3-1965, Caracas, Venezuela | | | | | | | | | | | | |
| 1997 TEXAS RANGERS BATTING RECORD | | | | | | | | | | | | | 1997 NEW YORK YANKEES BATTING RECORD | | | | | | | | | | | | |
| G | AB | R | H | 2B | 3B | HR | RBI | SB | SLG | BB | SO | AVG | G | AB | R | H | 2B | 3B | HR | RBI | SB | SLG | BB | SO | AVG |
| 59 | 111 | 13 | 28 | 8 | 0 | 5 | 22 | 0 | .459 | 8 | 27 | .252 | 77 | 215 | 27 | 66 | 6 | 1 | 2 | 25 | 3 | .372 | 16 | 14 | .307 |
| CARDBOARD BASEBALL RATINGS | | | | | | | | | | | | | CARDBOARD BASEBALL RATINGS | | | | | | | | | | | | |
| AVG | H | | 2B | | 3B | | HR | | RBI | | SB | | AVG | H | | 2B | | 3B | | HR | | RBI | | SB | |
| .252 | 28 | | 8 | | 0 | | 5 | | 2 | | 1 | | .307 | 66 | | 6 | | 1 | | 2 | | 2 | | 1 | |
| DEFENSE RATING | | | | | | | | | | | | | DEFENSE RATING | | | | | | | | | | | | |
| OF:   | | | | | | | | | | | | | 2B:    | | | | | | | | | | | | |

| | | | | | | | | | | | | | | | | | | | | | | | | | |
|---|-----|----|----|----|----|----|-----|----|------|----|----|------|---|-----|----|-----|----|----|----|-----|----|------|----|-----|------|
| 411 MARK SMITH OF-1B | | | | | | | | | | | | | 415 PAUL SORRENTO 1B | | | | | | | | | | | | |
| HT: 6'3" WT: 205 BATS: RIGHT THROWS: RIGHT BORN: 5-7-1970, Pasadena, CA | | | | | | | | | | | | | HT: 6'2" WT: 195 BATS: LEFT THROWS: RIGHT BORN: 11-17-1965, Somerville, MA | | | | | | | | | | | | |
| 1997 PITTSBURGH PIRATES BATTING RECORD | | | | | | | | | | | | | 1997 SEATTLE MARINERS BATTING RECORD | | | | | | | | | | | | |
| G | AB | R | H | 2B | 3B | HR | RBI | SB | SLG | BB | SO | AVG | G | AB | R | H | 2B | 3B | HR | RBI | SB | SLG | BB | SO | AVG |
| 71 | 193 | 29 | 55 | 13 | 1 | 9 | 35 | 3 | .503 | 28 | 36 | .285 | 146 | 457 | 68 | 123 | 19 | 0 | 31 | 80 | 0 | .514 | 51 | 112 | .269 |
| CARDBOARD BASEBALL RATINGS | | | | | | | | | | | | | CARDBOARD BASEBALL RATINGS | | | | | | | | | | | | |
| AVG | H | | 2B | | 3B | | HR | | RBI | | SB | | AVG | H | | 2B | | 3B | | HR | | RBI | | SB | |
| .285 | 55 | | 13 | | 1 | | 9 | | 3 | | 1 | | .269 | 123 | | 19 | | 0 | | 31 | | 8 | | 1 | |
| DEFENSE RATING | | | | | | | | | | | | | DEFENSE RATING | | | | | | | | | | | | |
| OF:  1B:    | | | | | | | | | | | | | 1B:  | | | | | | | | | | | | |












| | | | | | | | | | | | | | | | | | | | | | | | | | |
|---|-----|----|----|----|----|----|-----|----|------|----|----|------|---|-----|----|-----|----|----|----|-----|----|------|----|-----|------|
| 412 CHRIS SNOPEK 3B | | | | | | | | | | | | | 416 SAMMY SOSA OF | | | | | | | | | | | | |
| HT: 6'1" WT: 180 BATS: RIGHT THROWS: RIGHT BORN: 9-20-1970, Cynthiana, KY | | | | | | | | | | | | | HT: 6'0" WT: 165 BATS: RIGHT THROWS: RIGHT BORN: 11-12-1968, San Pedro de Macoris, D.R. | | | | | | | | | | | | |
| 1997 CHICAGO WHITE SOX BATTING RECORD | | | | | | | | | | | | | 1997 CHICAGO CUBS BATTING RECORD | | | | | | | | | | | | |
| G | AB | R | H | 2B | 3B | HR | RBI | SB | SLG | BB | SO | AVG | G | AB | R | H | 2B | 3B | HR | RBI | SB | SLG | BB | SO | AVG |
| 86 | 298 | 27 | 65 | 15 | 0 | 5 | 35 | 3 | .319 | 18 | 51 | .218 | 162 | 642 | 90 | 161 | 31 | 4 | 36 | 119 | 22 | .480 | 45 | 174 | .251 |
| CARDBOARD BASEBALL RATINGS | | | | | | | | | | | | | CARDBOARD BASEBALL RATINGS | | | | | | | | | | | | |
| AVG | H | | 2B | | 3B | | HR | | RBI | | SB | | AVG | H | | 2B | | 3B | | HR | | RBI | | SB | |
| .218 | 65 | | 15 | | 0 | | 5 | | 3 | | 1 | | .251 | 161 | | 31 | | 4 | | 36 | | 11 | | 2 | |
| DEFENSE RATING | | | | | | | | | | | | | DEFENSE RATING | | | | | | | | | | | | |
| 3B:   | | | | | | | | | | | | | OF:   | | | | | | | | | | | | |


| <div>417</div> <div>TIM SPEHR</div> <div>C</div> <div>HT: 6'2" WT: 205 BATS: RIGHT THROWS: RIGHT BORN: 7-2-1966, Excelsior Springs, MO</div> <div>1997 ATLANTA BRAVES BATTING RECORD</div> <table><tr><th>G</th><th>AB</th><th>R</th><th>H</th><th>2B</th><th>3B</th><th>HR</th><th>RBI</th><th>SB</th><th>SLG</th><th>BB</th><th>SO</th><th>AVG</th></tr><tr><td>25</td><td>49</td><td>5</td><td>9</td><td>1</td><td>0</td><td>2</td><td>6</td><td>1</td><td>.327</td><td>2</td><td>16</td><td>.184</td></tr></table> <div>CARDBOARD BASEBALL RATINGS</div> <table><tr><th>AVG</th><th>H</th><th>2B</th><th>3B</th><th>HR</th><th>RBI</th><th>SB</th></tr><tr><td>.184</td><td>9</td><td>1</td><td>0</td><td>2</td><td>0</td><td>1</td></tr></table> <div>DEFENSE RATING</div> | G | AB | R | H | 2B | 3B | HR | RBI | SB | SLG | BB | SO | AVG | 25 | 49 | 5 | 9 | 1 | 0 | 2 | 6 | 1 | .327 | 2 | 16 | .184 | AVG | H | 2B | 3B | HR | RBI | SB | .184 | 9 | 1 | 0 | 2 | 0 | 1 | <div>421</div> <div>SCOTT STAHOVIAK</div> <div>1B</div> <div>HT: 6'5" WT: 210 BATS: LEFT THROWS: RIGHT BORN: 3-6-1970, Waukegan, IL</div> <div>1997 MINNESOTA TWINS BATTING RECORD</div> <table><tr><th>G</th><th>AB</th><th>R</th><th>H</th><th>2B</th><th>3B</th><th>HR</th><th>RBI</th><th>SB</th><th>SLG</th><th>BB</th><th>SO</th><th>AVG</th></tr><tr><td>91</td><td>275</td><td>33</td><td>63</td><td>17</td><td>0</td><td>10</td><td>33</td><td>5</td><td>.400</td><td>24</td><td>73</td><td>.229</td></tr></table> <div>CARDBOARD BASEBALL RATINGS</div> <table><tr><th>AVG</th><th>H</th><th>2B</th><th>3B</th><th>HR</th><th>RBI</th><th>SB</th></tr><tr><td>.229</td><td>63</td><td>17</td><td>0</td><td>10</td><td>3</td><td>1</td></tr></table> <div>DEFENSE RATING</div> <div>1B: ♠♣</div> | G | AB | R | H | 2B | 3B | HR | RBI | SB | SLG | BB | SO | AVG | 91 | 275 | 33 | 63 | 17 | 0 | 10 | 33 | 5 | .400 | 24 | 73 | .229 | AVG | H | 2B | 3B | HR | RBI | SB | .229 | 63 | 17 | 0 | 10 | 3 | 1 |
|---|-----|----|-----|----|-----|----|-----|-----|------|-----|-----|------|-----|-----|-----|----|-----|----|---|----|----|----|------|----|-----|------|-----|---|----|----|----|-----|----|------|-----|----|---|----|---|---|---|---|----|---|---|----|----|----|-----|----|-----|----|----|-----|-----|-----|----|-----|----|---|----|----|---|------|----|----|------|-----|---|----|----|----|-----|----|------|-----|----|---|----|---|---|
| G | AB | R | H | 2B | 3B | HR | RBI | SB | SLG | BB | SO | AVG | | | | | | | | | | | | | | | | | | | | | | | | | | | | | | | | | | | | | | | | | | | | | | | | | | | | | | | | | | | | | | | | | | | | | |
| 25 | 49 | 5 | 9 | 1 | 0 | 2 | 6 | 1 | .327 | 2 | 16 | .184 | | | | | | | | | | | | | | | | | | | | | | | | | | | | | | | | | | | | | | | | | | | | | | | | | | | | | | | | | | | | | | | | | | | | | |
| AVG | H | 2B | 3B | HR | RBI | SB | | | | | | | | | | | | | | | | | | | | | | | | | | | | | | | | | | | | | | | | | | | | | | | | | | | | | | | | | | | | | | | | | | | | | | | | | | | |
| .184 | 9 | 1 | 0 | 2 | 0 | 1 | | | | | | | | | | | | | | | | | | | | | | | | | | | | | | | | | | | | | | | | | | | | | | | | | | | | | | | | | | | | | | | | | | | | | | | | | | | |
| G | AB | R | H | 2B | 3B | HR | RBI | SB | SLG | BB | SO | AVG | | | | | | | | | | | | | | | | | | | | | | | | | | | | | | | | | | | | | | | | | | | | | | | | | | | | | | | | | | | | | | | | | | | | | |
| 91 | 275 | 33 | 63 | 17 | 0 | 10 | 33 | 5 | .400 | 24 | 73 | .229 | | | | | | | | | | | | | | | | | | | | | | | | | | | | | | | | | | | | | | | | | | | | | | | | | | | | | | | | | | | | | | | | | | | | | |
| AVG | H | 2B | 3B | HR | RBI | SB | | | | | | | | | | | | | | | | | | | | | | | | | | | | | | | | | | | | | | | | | | | | | | | | | | | | | | | | | | | | | | | | | | | | | | | | | | | |
| .229 | 63 | 17 | 0 | 10 | 3 | 1 | | | | | | | | | | | | | | | | | | | | | | | | | | | | | | | | | | | | | | | | | | | | | | | | | | | | | | | | | | | | | | | | | | | | | | | | | | | |
| <div>418</div> <div>BILL SPIERS</div> <div>3B-SS-1B</div> <div>HT: 6'2" WT: 190 BATS: LEFT THROWS: RIGHT BORN: 6-5-1966, Orangeburg, SC</div> <div>1997 HOUSTON ASTROS BATTING RECORD</div> <table><tr><th>G</th><th>AB</th><th>R</th><th>H</th><th>2B</th><th>3B</th><th>HR</th><th>RBI</th><th>SB</th><th>SLG</th><th>BB</th><th>SO</th><th>AVG</th></tr><tr><td>132</td><td>291</td><td>51</td><td>93</td><td>27</td><td>4</td><td>4</td><td>48</td><td>10</td><td>.481</td><td>61</td><td>42</td><td>.320</td></tr></table> <div>CARDBOARD BASEBALL RATINGS</div> <table><tr><th>AVG</th><th>H</th><th>2B</th><th>3B</th><th>HR</th><th>RBI</th><th>SB</th></tr><tr><td>.320</td><td>93</td><td>27</td><td>4</td><td>4</td><td>4</td><td>1</td></tr></table> <div>DEFENSE RATING</div> <div>3B: ♠♣♥ SS: ♠♣♥ 1B: ♠</div> | G | AB | R | H | 2B | 3B | HR | RBI | SB | SLG | BB | SO | AVG | 132 | 291 | 51 | 93 | 27 | 4 | 4 | 48 | 10 | .481 | 61 | 42 | .320 | AVG | H | 2B | 3B | HR | RBI | SB | .320 | 93 | 27 | 4 | 4 | 4 | 1 | <div>422</div> <div>MATT STAIRS</div> <div>OF-1B</div> <div>HT: 5'9" WT: 200 BATS: LEFT THROWS: RIGHT BORN: 2-27-1968, St. John, NB, CAN</div> <div>1997 OAKLAND ATHLETICS BATTING RECORD</div> <table><tr><th>G</th><th>AB</th><th>R</th><th>H</th><th>2B</th><th>3B</th><th>HR</th><th>RBI</th><th>SB</th><th>SLG</th><th>BB</th><th>SO</th><th>AVG</th></tr><tr><td>133</td><td>352</td><td>62</td><td>105</td><td>19</td><td>0</td><td>27</td><td>73</td><td>3</td><td>.582</td><td>50</td><td>60</td><td>.298</td></tr></table> <div>CARDBOARD BASEBALL RATINGS</div> <table><tr><th>AVG</th><th>H</th><th>2B</th><th>3B</th><th>HR</th><th>RBI</th><th>SB</th></tr><tr><td>.298</td><td>105</td><td>19</td><td>0</td><td>27</td><td>7</td><td>1</td></tr></table> <div>DEFENSE RATING</div> <div>OF: ♠ 1B: ♠♣</div> | G | AB | R | H | 2B | 3B | HR | RBI | SB | SLG | BB | SO | AVG | 133 | 352 | 62 | 105 | 19 | 0 | 27 | 73 | 3 | .582 | 50 | 60 | .298 | AVG | H | 2B | 3B | HR | RBI | SB | .298 | 105 | 19 | 0 | 27 | 7 | 1 |
| G | AB | R | H | 2B | 3B | HR | RBI | SB | SLG | BB | SO | AVG | | | | | | | | | | | | | | | | | | | | | | | | | | | | | | | | | | | | | | | | | | | | | | | | | | | | | | | | | | | | | | | | | | | | | |
| 132 | 291 | 51 | 93 | 27 | 4 | 4 | 48 | 10 | .481 | 61 | 42 | .320 | | | | | | | | | | | | | | | | | | | | | | | | | | | | | | | | | | | | | | | | | | | | | | | | | | | | | | | | | | | | | | | | | | | | | |
| AVG | H | 2B | 3B | HR | RBI | SB | | | | | | | | | | | | | | | | | | | | | | | | | | | | | | | | | | | | | | | | | | | | | | | | | | | | | | | | | | | | | | | | | | | | | | | | | | | |
| .320 | 93 | 27 | 4 | 4 | 4 | 1 | | | | | | | | | | | | | | | | | | | | | | | | | | | | | | | | | | | | | | | | | | | | | | | | | | | | | | | | | | | | | | | | | | | | | | | | | | | |
| G | AB | R | H | 2B | 3B | HR | RBI | SB | SLG | BB | SO | AVG | | | | | | | | | | | | | | | | | | | | | | | | | | | | | | | | | | | | | | | | | | | | | | | | | | | | | | | | | | | | | | | | | | | | | |
| 133 | 352 | 62 | 105 | 19 | 0 | 27 | 73 | 3 | .582 | 50 | 60 | .298 | | | | | | | | | | | | | | | | | | | | | | | | | | | | | | | | | | | | | | | | | | | | | | | | | | | | | | | | | | | | | | | | | | | | | |
| AVG | H | 2B | 3B | HR | RBI | SB | | | | | | | | | | | | | | | | | | | | | | | | | | | | | | | | | | | | | | | | | | | | | | | | | | | | | | | | | | | | | | | | | | | | | | | | | | | |
| .298 | 105 | 19 | 0 | 27 | 7 | 1 | | | | | | | | | | | | | | | | | | | | | | | | | | | | | | | | | | | | | | | | | | | | | | | | | | | | | | | | | | | | | | | | | | | | | | | | | | | |
| <div>419</div> <div>SCOTT SPIEZIO</div> <div>2B</div> <div>HT: 6'2" WT: 195 BATS: BOTH THROWS: RIGHT BORN: 9-21-1972, Joliet, IL</div> <div>1997 OAKLAND ATHLETICS BATTING RECORD</div> <table><tr><th>G</th><th>AB</th><th>R</th><th>H</th><th>2B</th><th>3B</th><th>HR</th><th>RBI</th><th>SB</th><th>SLG</th><th>BB</th><th>SO</th><th>AVG</th></tr><tr><td>147</td><td>538</td><td>58</td><td>131</td><td>28</td><td>4</td><td>14</td><td>65</td><td>9</td><td>.388</td><td>44</td><td>75</td><td>.243</td></tr></table> <div>CARDBOARD BASEBALL RATINGS</div> <table><tr><th>AVG</th><th>H</th><th>2B</th><th>3B</th><th>HR</th><th>RBI</th><th>SB</th></tr><tr><td>.243</td><td>131</td><td>28</td><td>4</td><td>14</td><td>6</td><td>1</td></tr></table> <div>DEFENSE RATING</div> <div>2B: ♠♣</div> | G | AB | R | H | 2B | 3B | HR | RBI | SB | SLG | BB | SO | AVG | 147 | 538 | 58 | 131 | 28 | 4 | 14 | 65 | 9 | .388 | 44 | 75 | .243 | AVG | H | 2B | 3B | HR | RBI | SB | .243 | 131 | 28 | 4 | 14 | 6 | 1 | <div>423</div> <div>ANDY STANKIEWICZ</div> <div>2B-SS</div> <div>HT: 5'9" WT: 165 BATS: RIGHT THROWS: RIGHT BORN: 8-10-1964, Inglewood, CA</div> <div>1997 MONTREAL EXPOS BATTING RECORD</div> <table><tr><th>G</th><th>AB</th><th>R</th><th>H</th><th>2B</th><th>3B</th><th>HR</th><th>RBI</th><th>SB</th><th>SLG</th><th>BB</th><th>SO</th><th>AVG</th></tr><tr><td>76</td><td>107</td><td>11</td><td>24</td><td>9</td><td>0</td><td>1</td><td>5</td><td>1</td><td>.336</td><td>4</td><td>22</td><td>.224</td></tr></table> <div>CARDBOARD BASEBALL RATINGS</div> <table><tr><th>AVG</th><th>H</th><th>2B</th><th>3B</th><th>HR</th><th>RBI</th><th>SB</th></tr><tr><td>.224</td><td>24</td><td>9</td><td>0</td><td>1</td><td>0</td><td>1</td></tr></table> <div>DEFENSE RATING</div> <div>2B: ♠♣ SS: ♠♣</div> | G | AB | R | H | 2B | 3B | HR | RBI | SB | SLG | BB | SO | AVG | 76 | 107 | 11 | 24 | 9 | 0 | 1 | 5 | 1 | .336 | 4 | 22 | .224 | AVG | H | 2B | 3B | HR | RBI | SB | .224 | 24 | 9 | 0 | 1 | 0 | 1 |
| G | AB | R | H | 2B | 3B | HR | RBI | SB | SLG | BB | SO | AVG | | | | | | | | | | | | | | | | | | | | | | | | | | | | | | | | | | | | | | | | | | | | | | | | | | | | | | | | | | | | | | | | | | | | | |
| 147 | 538 | 58 | 131 | 28 | 4 | 14 | 65 | 9 | .388 | 44 | 75 | .243 | | | | | | | | | | | | | | | | | | | | | | | | | | | | | | | | | | | | | | | | | | | | | | | | | | | | | | | | | | | | | | | | | | | | | |
| AVG | H | 2B | 3B | HR | RBI | SB | | | | | | | | | | | | | | | | | | | | | | | | | | | | | | | | | | | | | | | | | | | | | | | | | | | | | | | | | | | | | | | | | | | | | | | | | | | |
| .243 | 131 | 28 | 4 | 14 | 6 | 1 | | | | | | | | | | | | | | | | | | | | | | | | | | | | | | | | | | | | | | | | | | | | | | | | | | | | | | | | | | | | | | | | | | | | | | | | | | | |
| G | AB | R | H | 2B | 3B | HR | RBI | SB | SLG | BB | SO | AVG | | | | | | | | | | | | | | | | | | | | | | | | | | | | | | | | | | | | | | | | | | | | | | | | | | | | | | | | | | | | | | | | | | | | | |
| 76 | 107 | 11 | 24 | 9 | 0 | 1 | 5 | 1 | .336 | 4 | 22 | .224 | | | | | | | | | | | | | | | | | | | | | | | | | | | | | | | | | | | | | | | | | | | | | | | | | | | | | | | | | | | | | | | | | | | | | |
| AVG | H | 2B | 3B | HR | RBI | SB | | | | | | | | | | | | | | | | | | | | | | | | | | | | | | | | | | | | | | | | | | | | | | | | | | | | | | | | | | | | | | | | | | | | | | | | | | | |
| .224 | 24 | 9 | 0 | 1 | 0 | 1 | | | | | | | | | | | | | | | | | | | | | | | | | | | | | | | | | | | | | | | | | | | | | | | | | | | | | | | | | | | | | | | | | | | | | | | | | | | |
| <div>420</div> <div>ED SPRAGUE</div> <div>3B</div> <div>HT: 6'2" WT: 215 BATS: RIGHT THROWS: RIGHT BORN: 7-25-1967, Castro Valley, CA</div> <div>1997 TORONTO BLUE JAYS BATTING RECORD</div> <table><tr><th>G</th><th>AB</th><th>R</th><th>H</th><th>2B</th><th>3B</th><th>HR</th><th>RBI</th><th>SB</th><th>SLG</th><th>BB</th><th>SO</th><th>AVG</th></tr><tr><td>138</td><td>504</td><td>63</td><td>115</td><td>29</td><td>4</td><td>14</td><td>48</td><td>0</td><td>.385</td><td>51</td><td>102</td><td>.228</td></tr></table> <div>CARDBOARD BASEBALL RATINGS</div> <table><tr><th>AVG</th><th>H</th><th>2B</th><th>3B</th><th>HR</th><th>RBI</th><th>SB</th></tr><tr><td>.228</td><td>115</td><td>29</td><td>4</td><td>14</td><td>4</td><td>1</td></tr></table> <div>DEFENSE RATING</div> <div>3B: ♠♣</div> | G | AB | R | H | 2B | 3B | HR | RBI | SB | SLG | BB | SO | AVG | 138 | 504 | 63 | 115 | 29 | 4 | 14 | 48 | 0 | .385 | 51 | 102 | .228 | AVG | H | 2B | 3B | HR | RBI | SB | .228 | 115 | 29 | 4 | 14 | 4 | 1 | <div>424</div> <div>MIKE STANLEY</div> <div>1B-C</div> <div>HT: 6'1" WT: 185 BATS: RIGHT THROWS: RIGHT BORN: 6-25-1963, Fort Lauderdale, FL</div> <div>1997 NEW YORK YANKEES BATTING RECORD</div> <table><tr><th>G</th><th>AB</th><th>R</th><th>H</th><th>2B</th><th>3B</th><th>HR</th><th>RBI</th><th>SB</th><th>SLG</th><th>BB</th><th>SO</th><th>AVG</th></tr><tr><td>125</td><td>347</td><td>61</td><td>103</td><td>25</td><td>0</td><td>16</td><td>65</td><td>0</td><td>.507</td><td>54</td><td>72</td><td>.297</td></tr></table> <div>CARDBOARD BASEBALL RATINGS</div> <table><tr><th>AVG</th><th>H</th><th>2B</th><th>3B</th><th>HR</th><th>RBI</th><th>SB</th></tr><tr><td>.297</td><td>103</td><td>25</td><td>0</td><td>16</td><td>6</td><td>1</td></tr></table> <div>DEFENSE RATING</div> <div>1B: ♠♣</div> | G | AB | R | H | 2B | 3B | HR | RBI | SB | SLG | BB | SO | AVG | 125 | 347 | 61 | 103 | 25 | 0 | 16 | 65 | 0 | .507 | 54 | 72 | .297 | AVG | H | 2B | 3B | HR | RBI | SB | .297 | 103 | 25 | 0 | 16 | 6 | 1 |
| G | AB | R | H | 2B | 3B | HR | RBI | SB | SLG | BB | SO | AVG | | | | | | | | | | | | | | | | | | | | | | | | | | | | | | | | | | | | | | | | | | | | | | | | | | | | | | | | | | | | | | | | | | | | | |
| 138 | 504 | 63 | 115 | 29 | 4 | 14 | 48 | 0 | .385 | 51 | 102 | .228 | | | | | | | | | | | | | | | | | | | | | | | | | | | | | | | | | | | | | | | | | | | | | | | | | | | | | | | | | | | | | | | | | | | | | |
| AVG | H | 2B | 3B | HR | RBI | SB | | | | | | | | | | | | | | | | | | | | | | | | | | | | | | | | | | | | | | | | | | | | | | | | | | | | | | | | | | | | | | | | | | | | | | | | | | | |
| .228 | 115 | 29 | 4 | 14 | 4 | 1 | | | | | | | | | | | | | | | | | | | | | | | | | | | | | | | | | | | | | | | | | | | | | | | | | | | | | | | | | | | | | | | | | | | | | | | | | | | |
| G | AB | R | H | 2B | 3B | HR | RBI | SB | SLG | BB | SO | AVG | | | | | | | | | | | | | | | | | | | | | | | | | | | | | | | | | | | | | | | | | | | | | | | | | | | | | | | | | | | | | | | | | | | | | |
| 125 | 347 | 61 | 103 | 25 | 0 | 16 | 65 | 0 | .507 | 54 | 72 | .297 | | | | | | | | | | | | | | | | | | | | | | | | | | | | | | | | | | | | | | | | | | | | | | | | | | | | | | | | | | | | | | | | | | | | | |
| AVG | H | 2B | 3B | HR | RBI | SB | | | | | | | | | | | | | | | | | | | | | | | | | | | | | | | | | | | | | | | | | | | | | | | | | | | | | | | | | | | | | | | | | | | | | | | | | | | |
| .297 | 103 | 25 | 0 | 16 | 6 | 1 | | | | | | | | | | | | | | | | | | | | | | | | | | | | | | | | | | | | | | | | | | | | | | | | | | | | | | | | | | | | | | | | | | | | | | | | | | | |




| <div>425</div> <div>TERRY STEINBACH</div> <div>C</div> <div>HT: 6'1" WT: 195 BATS: RIGHT THROWS: RIGHT BORN: 3-2-1962, New Ulm, MN</div> <div>1997 MINNESOTA TWINS BATTING RECORD</div> <table><tr><th>G</th><th>AB</th><th>R</th><th>H</th><th>2B</th><th>3B</th><th>HR</th><th>RBI</th><th>SB</th><th>SLG</th><th>BB</th><th>SO</th><th>AVG</th></tr><tr><td>122</td><td>447</td><td>60</td><td>111</td><td>27</td><td>1</td><td>12</td><td>54</td><td>6</td><td>.394</td><td>35</td><td>106</td><td>.248</td></tr></table> <div>CARDBOARD BASEBALL RATINGS</div> <table><tr><th>AVG</th><th>H</th><th>2B</th><th>3B</th><th>HR</th><th>RBI</th><th>SB</th></tr><tr><td>.248</td><td>111</td><td>27</td><td>1</td><td>12</td><td>5</td><td>1</td></tr></table> <div>DEFENSE RATING</div> | | | | | | | | | | | | | G | AB | R | H | 2B | 3B | HR | RBI | SB | SLG | BB | SO | AVG | 122 | 447 | 60 | 111 | 27 | 1 | 12 | 54 | 6 | .394 | 35 | 106 | .248 | AVG | H | 2B | 3B | HR | RBI | SB | .248 | 111 | 27 | 1 | 12 | 5 | 1 | <div>429</div> <div>KEVIN STOCKER</div> <div>SS</div> <div>HT: 6'0" WT: 178 BATS: BOTH THROWS: RIGHT BORN: 2-13-1970, Spokane, WA</div> <div>1997 PHILADELPHIA PHILLIES BATTING RECORD</div> <table><tr><th>G</th><th>AB</th><th>R</th><th>H</th><th>2B</th><th>3B</th><th>HR</th><th>RBI</th><th>SB</th><th>SLG</th><th>BB</th><th>SO</th><th>AVG</th></tr><tr><td>149</td><td>504</td><td>51</td><td>134</td><td>23</td><td>5</td><td>4</td><td>40</td><td>11</td><td>.355</td><td>51</td><td>91</td><td>.266</td></tr></table> <div>CARDBOARD BASEBALL RATINGS</div> <table><tr><th>AVG</th><th>H</th><th>2B</th><th>3B</th><th>HR</th><th>RBI</th><th>SB</th></tr><tr><td>.266</td><td>134</td><td>23</td><td>5</td><td>4</td><td>4</td><td>1</td></tr></table> <div>DEFENSE RATING</div> <div>SS: ♠♣</div> | | | | | | | | | | | | | G | AB | R | H | 2B | 3B | HR | RBI | SB | SLG | BB | SO | AVG | 149 | 504 | 51 | 134 | 23 | 5 | 4 | 40 | 11 | .355 | 51 | 91 | .266 | AVG | H | 2B | 3B | HR | RBI | SB | .266 | 134 | 23 | 5 | 4 | 4 | 1 |
|--|-----|----|-----|----|-----|----|-----|----|------|----|-----|------|---|----|---|---|----|----|----|-----|----|-----|----|----|-----|-----|-----|----|-----|----|---|----|----|----|------|----|-----|------|-----|---|----|----|----|-----|----|------|-----|----|---|----|---|---|---|--|--|--|--|--|--|--|--|--|--|--|--|---|----|---|---|----|----|----|-----|----|-----|----|----|-----|-----|-----|----|-----|----|---|----|----|----|------|----|----|------|-----|---|----|----|----|-----|----|------|-----|----|---|----|---|---|
| G | AB | R | H | 2B | 3B | HR | RBI | SB | SLG | BB | SO | AVG | | | | | | | | | | | | | | | | | | | | | | | | | | | | | | | | | | | | | | | | | | | | | | | | | | | | | | | | | | | | | | | | | | | | | | | | | | | | | | | | | | | | | | | | | | | | | |
| 122 | 447 | 60 | 111 | 27 | 1 | 12 | 54 | 6 | .394 | 35 | 106 | .248 | | | | | | | | | | | | | | | | | | | | | | | | | | | | | | | | | | | | | | | | | | | | | | | | | | | | | | | | | | | | | | | | | | | | | | | | | | | | | | | | | | | | | | | | | | | | | |
| AVG | H | 2B | 3B | HR | RBI | SB | | | | | | | | | | | | | | | | | | | | | | | | | | | | | | | | | | | | | | | | | | | | | | | | | | | | | | | | | | | | | | | | | | | | | | | | | | | | | | | | | | | | | | | | | | | | | | | | | | | |
| .248 | 111 | 27 | 1 | 12 | 5 | 1 | | | | | | | | | | | | | | | | | | | | | | | | | | | | | | | | | | | | | | | | | | | | | | | | | | | | | | | | | | | | | | | | | | | | | | | | | | | | | | | | | | | | | | | | | | | | | | | | | | | |
| G | AB | R | H | 2B | 3B | HR | RBI | SB | SLG | BB | SO | AVG | | | | | | | | | | | | | | | | | | | | | | | | | | | | | | | | | | | | | | | | | | | | | | | | | | | | | | | | | | | | | | | | | | | | | | | | | | | | | | | | | | | | | | | | | | | | | |
| 149 | 504 | 51 | 134 | 23 | 5 | 4 | 40 | 11 | .355 | 51 | 91 | .266 | | | | | | | | | | | | | | | | | | | | | | | | | | | | | | | | | | | | | | | | | | | | | | | | | | | | | | | | | | | | | | | | | | | | | | | | | | | | | | | | | | | | | | | | | | | | | |
| AVG | H | 2B | 3B | HR | RBI | SB | | | | | | | | | | | | | | | | | | | | | | | | | | | | | | | | | | | | | | | | | | | | | | | | | | | | | | | | | | | | | | | | | | | | | | | | | | | | | | | | | | | | | | | | | | | | | | | | | | | |
| .266 | 134 | 23 | 5 | 4 | 4 | 1 | | | | | | | | | | | | | | | | | | | | | | | | | | | | | | | | | | | | | | | | | | | | | | | | | | | | | | | | | | | | | | | | | | | | | | | | | | | | | | | | | | | | | | | | | | | | | | | | | | | |
| <div>426</div> <div>LEE STEVENS</div> <div>1B-OF</div> <div>HT: 6'4" WT: 205 BATS: LEFT THROWS: LEFT BORN: 7-10-1967, Kansas City, MO</div> <div>1997 TEXAS RANGERS BATTING RECORD</div> <table><tr><th>G</th><th>AB</th><th>R</th><th>H</th><th>2B</th><th>3B</th><th>HR</th><th>RBI</th><th>SB</th><th>SLG</th><th>BB</th><th>SO</th><th>AVG</th></tr><tr><td>137</td><td>426</td><td>58</td><td>128</td><td>24</td><td>2</td><td>21</td><td>74</td><td>1</td><td>.514</td><td>23</td><td>83</td><td>.300</td></tr></table> <div>CARDBOARD BASEBALL RATINGS</div> <table><tr><th>AVG</th><th>H</th><th>2B</th><th>3B</th><th>HR</th><th>RBI</th><th>SB</th></tr><tr><td>.300</td><td>128</td><td>24</td><td>2</td><td>21</td><td>7</td><td>1</td></tr></table> <div>DEFENSE RATING</div> <div>1B: ♠♣ OF: ♠</div> | | | | | | | | | | | | | G | AB | R | H | 2B | 3B | HR | RBI | SB | SLG | BB | SO | AVG | 137 | 426 | 58 | 128 | 24 | 2 | 21 | 74 | 1 | .514 | 23 | 83 | .300 | AVG | H | 2B | 3B | HR | RBI | SB | .300 | 128 | 24 | 2 | 21 | 7 | 1 | <div>430</div> <div>DOUG STRANGE</div> <div>3B</div> <div>HT: 6'2" WT: 170 BATS: BOTH THROWS: RIGHT BORN: 4-13-1964, Greenville, SC</div> <div>1997 MONTREAL EXPOS BATTING RECORD</div> <table><tr><th>G</th><th>AB</th><th>R</th><th>H</th><th>2B</th><th>3B</th><th>HR</th><th>RBI</th><th>SB</th><th>SLG</th><th>BB</th><th>SO</th><th>AVG</th></tr><tr><td>118</td><td>327</td><td>40</td><td>84</td><td>16</td><td>2</td><td>12</td><td>47</td><td>0</td><td>.428</td><td>36</td><td>76</td><td>.257</td></tr></table> <div>CARDBOARD BASEBALL RATINGS</div> <table><tr><th>AVG</th><th>H</th><th>2B</th><th>3B</th><th>HR</th><th>RBI</th><th>SB</th></tr><tr><td>.257</td><td>84</td><td>16</td><td>2</td><td>12</td><td>4</td><td>1</td></tr></table> <div>DEFENSE RATING</div> <div>3B: ♠♣</div> | | | | | | | | | | | | | G | AB | R | H | 2B | 3B | HR | RBI | SB | SLG | BB | SO | AVG | 118 | 327 | 40 | 84 | 16 | 2 | 12 | 47 | 0 | .428 | 36 | 76 | .257 | AVG | H | 2B | 3B | HR | RBI | SB | .257 | 84 | 16 | 2 | 12 | 4 | 1 |
| G | AB | R | H | 2B | 3B | HR | RBI | SB | SLG | BB | SO | AVG | | | | | | | | | | | | | | | | | | | | | | | | | | | | | | | | | | | | | | | | | | | | | | | | | | | | | | | | | | | | | | | | | | | | | | | | | | | | | | | | | | | | | | | | | | | | | |
| 137 | 426 | 58 | 128 | 24 | 2 | 21 | 74 | 1 | .514 | 23 | 83 | .300 | | | | | | | | | | | | | | | | | | | | | | | | | | | | | | | | | | | | | | | | | | | | | | | | | | | | | | | | | | | | | | | | | | | | | | | | | | | | | | | | | | | | | | | | | | | | | |
| AVG | H | 2B | 3B | HR | RBI | SB | | | | | | | | | | | | | | | | | | | | | | | | | | | | | | | | | | | | | | | | | | | | | | | | | | | | | | | | | | | | | | | | | | | | | | | | | | | | | | | | | | | | | | | | | | | | | | | | | | | |
| .300 | 128 | 24 | 2 | 21 | 7 | 1 | | | | | | | | | | | | | | | | | | | | | | | | | | | | | | | | | | | | | | | | | | | | | | | | | | | | | | | | | | | | | | | | | | | | | | | | | | | | | | | | | | | | | | | | | | | | | | | | | | | |
| G | AB | R | H | 2B | 3B | HR | RBI | SB | SLG | BB | SO | AVG | | | | | | | | | | | | | | | | | | | | | | | | | | | | | | | | | | | | | | | | | | | | | | | | | | | | | | | | | | | | | | | | | | | | | | | | | | | | | | | | | | | | | | | | | | | | | |
| 118 | 327 | 40 | 84 | 16 | 2 | 12 | 47 | 0 | .428 | 36 | 76 | .257 | | | | | | | | | | | | | | | | | | | | | | | | | | | | | | | | | | | | | | | | | | | | | | | | | | | | | | | | | | | | | | | | | | | | | | | | | | | | | | | | | | | | | | | | | | | | | |
| AVG | H | 2B | 3B | HR | RBI | SB | | | | | | | | | | | | | | | | | | | | | | | | | | | | | | | | | | | | | | | | | | | | | | | | | | | | | | | | | | | | | | | | | | | | | | | | | | | | | | | | | | | | | | | | | | | | | | | | | | | |
| .257 | 84 | 16 | 2 | 12 | 4 | 1 | | | | | | | | | | | | | | | | | | | | | | | | | | | | | | | | | | | | | | | | | | | | | | | | | | | | | | | | | | | | | | | | | | | | | | | | | | | | | | | | | | | | | | | | | | | | | | | | | | | |
| <div>427</div> <div>SHANNON STEWART</div> <div>OF</div> <div>HT: 6'0" WT: 175 BATS: RIGHT THROWS: RIGHT BORN: 2-25-1974, Cincinnati, OH</div> <div>1997 TORONTO BLUE JAYS BATTING RECORD</div> <table><tr><th>G</th><th>AB</th><th>R</th><th>H</th><th>2B</th><th>3B</th><th>HR</th><th>RBI</th><th>SB</th><th>SLG</th><th>BB</th><th>SO</th><th>AVG</th></tr><tr><td>44</td><td>168</td><td>25</td><td>48</td><td>13</td><td>7</td><td>0</td><td>22</td><td>10</td><td>.446</td><td>19</td><td>24</td><td>.286</td></tr></table> <div>CARDBOARD BASEBALL RATINGS</div> <table><tr><th>AVG</th><th>H</th><th>2B</th><th>3B</th><th>HR</th><th>RBI</th><th>SB</th></tr><tr><td>.286</td><td>48</td><td>13</td><td>7</td><td>0</td><td>2</td><td>1</td></tr></table> <div>DEFENSE RATING</div> <div>OF: ♠♣</div> | | | | | | | | | | | | | G | AB | R | H | 2B | 3B | HR | RBI | SB | SLG | BB | SO | AVG | 44 | 168 | 25 | 48 | 13 | 7 | 0 | 22 | 10 | .446 | 19 | 24 | .286 | AVG | H | 2B | 3B | HR | RBI | SB | .286 | 48 | 13 | 7 | 0 | 2 | 1 | <div>431</div> <div>CHRIS STYNES</div> <div>OF-2B</div> <div>HT: 5'9" WT: 175 BATS: RIGHT THROWS: RIGHT BORN: 1-19-1973, Queens, NY</div> <div>1997 CINCINNATI REDS BATTING RECORD</div> <table><tr><th>G</th><th>AB</th><th>R</th><th>H</th><th>2B</th><th>3B</th><th>HR</th><th>RBI</th><th>SB</th><th>SLG</th><th>BB</th><th>SO</th><th>AVG</th></tr><tr><td>49</td><td>198</td><td>31</td><td>69</td><td>7</td><td>1</td><td>6</td><td>28</td><td>11</td><td>.485</td><td>11</td><td>13</td><td>.348</td></tr></table> <div>CARDBOARD BASEBALL RATINGS</div> <table><tr><th>AVG</th><th>H</th><th>2B</th><th>3B</th><th>HR</th><th>RBI</th><th>SB</th></tr><tr><td>.348</td><td>69</td><td>7</td><td>1</td><td>6</td><td>2</td><td>1</td></tr></table> <div>DEFENSE RATING</div> <div>OF: ♠♣ 2B: ♠</div> | | | | | | | | | | | | | G | AB | R | H | 2B | 3B | HR | RBI | SB | SLG | BB | SO | AVG | 49 | 198 | 31 | 69 | 7 | 1 | 6 | 28 | 11 | .485 | 11 | 13 | .348 | AVG | H | 2B | 3B | HR | RBI | SB | .348 | 69 | 7 | 1 | 6 | 2 | 1 |
| G | AB | R | H | 2B | 3B | HR | RBI | SB | SLG | BB | SO | AVG | | | | | | | | | | | | | | | | | | | | | | | | | | | | | | | | | | | | | | | | | | | | | | | | | | | | | | | | | | | | | | | | | | | | | | | | | | | | | | | | | | | | | | | | | | | | | |
| 44 | 168 | 25 | 48 | 13 | 7 | 0 | 22 | 10 | .446 | 19 | 24 | .286 | | | | | | | | | | | | | | | | | | | | | | | | | | | | | | | | | | | | | | | | | | | | | | | | | | | | | | | | | | | | | | | | | | | | | | | | | | | | | | | | | | | | | | | | | | | | | |
| AVG | H | 2B | 3B | HR | RBI | SB | | | | | | | | | | | | | | | | | | | | | | | | | | | | | | | | | | | | | | | | | | | | | | | | | | | | | | | | | | | | | | | | | | | | | | | | | | | | | | | | | | | | | | | | | | | | | | | | | | | |
| .286 | 48 | 13 | 7 | 0 | 2 | 1 | | | | | | | | | | | | | | | | | | | | | | | | | | | | | | | | | | | | | | | | | | | | | | | | | | | | | | | | | | | | | | | | | | | | | | | | | | | | | | | | | | | | | | | | | | | | | | | | | | | |
| G | AB | R | H | 2B | 3B | HR | RBI | SB | SLG | BB | SO | AVG | | | | | | | | | | | | | | | | | | | | | | | | | | | | | | | | | | | | | | | | | | | | | | | | | | | | | | | | | | | | | | | | | | | | | | | | | | | | | | | | | | | | | | | | | | | | | |
| 49 | 198 | 31 | 69 | 7 | 1 | 6 | 28 | 11 | .485 | 11 | 13 | .348 | | | | | | | | | | | | | | | | | | | | | | | | | | | | | | | | | | | | | | | | | | | | | | | | | | | | | | | | | | | | | | | | | | | | | | | | | | | | | | | | | | | | | | | | | | | | | |
| AVG | H | 2B | 3B | HR | RBI | SB | | | | | | | | | | | | | | | | | | | | | | | | | | | | | | | | | | | | | | | | | | | | | | | | | | | | | | | | | | | | | | | | | | | | | | | | | | | | | | | | | | | | | | | | | | | | | | | | | | | |
| .348 | 69 | 7 | 1 | 6 | 2 | 1 | | | | | | | | | | | | | | | | | | | | | | | | | | | | | | | | | | | | | | | | | | | | | | | | | | | | | | | | | | | | | | | | | | | | | | | | | | | | | | | | | | | | | | | | | | | | | | | | | | | |
| <div>428</div> <div>KELLY STINNETT</div> <div>C</div> <div>HT: 5'11" WT: 195 BATS: RIGHT THROWS: RIGHT BORN: 2-14-1970, Lawton, OK</div> <div>1997 MILWAUKEE BREWERS BATTING RECORD</div> <table><tr><th>G</th><th>AB</th><th>R</th><th>H</th><th>2B</th><th>3B</th><th>HR</th><th>RBI</th><th>SB</th><th>SLG</th><th>BB</th><th>SO</th><th>AVG</th></tr><tr><td>30</td><td>36</td><td>2</td><td>9</td><td>4</td><td>0</td><td>0</td><td>3</td><td>0</td><td>.361</td><td>3</td><td>9</td><td>.250</td></tr></table> <div>CARDBOARD BASEBALL RATINGS</div> <table><tr><th>AVG</th><th>H</th><th>2B</th><th>3B</th><th>HR</th><th>RBI</th><th>SB</th></tr><tr><td>.250</td><td>9</td><td>4</td><td>0</td><td>0</td><td>0</td><td>1</td></tr></table> <div>DEFENSE RATING</div> | | | | | | | | | | | | | G | AB | R | H | 2B | 3B | HR | RBI | SB | SLG | BB | SO | AVG | 30 | 36 | 2 | 9 | 4 | 0 | 0 | 3 | 0 | .361 | 3 | 9 | .250 | AVG | H | 2B | 3B | HR | RBI | SB | .250 | 9 | 4 | 0 | 0 | 0 | 1 | <div>432</div> <div>B.J. SURHOFF</div> <div>OF</div> <div>HT: 6'1" WT: 185 BATS: LEFT THROWS: RIGHT BORN: 8-4-1964, Bronx, NY</div> <div>1997 BALTIMORE ORIOLES BATTING RECORD</div> <table><tr><th>G</th><th>AB</th><th>R</th><th>H</th><th>2B</th><th>3B</th><th>HR</th><th>RBI</th><th>SB</th><th>SLG</th><th>BB</th><th>SO</th><th>AVG</th></tr><tr><td>147</td><td>528</td><td>80</td><td>150</td><td>30</td><td>4</td><td>18</td><td>88</td><td>1</td><td>.458</td><td>49</td><td>60</td><td>.284</td></tr></table> <div>CARDBOARD BASEBALL RATINGS</div> <table><tr><th>AVG</th><th>H</th><th>2B</th><th>3B</th><th>HR</th><th>RBI</th><th>SB</th></tr><tr><td>.284</td><td>150</td><td>30</td><td>4</td><td>18</td><td>8</td><td>1</td></tr></table> <div>DEFENSE RATING</div> <div>OF: ♠♣</div> | | | | | | | | | | | | | G | AB | R | H | 2B | 3B | HR | RBI | SB | SLG | BB | SO | AVG | 147 | 528 | 80 | 150 | 30 | 4 | 18 | 88 | 1 | .458 | 49 | 60 | .284 | AVG | H | 2B | 3B | HR | RBI | SB | .284 | 150 | 30 | 4 | 18 | 8 | 1 |
| G | AB | R | H | 2B | 3B | HR | RBI | SB | SLG | BB | SO | AVG | | | | | | | | | | | | | | | | | | | | | | | | | | | | | | | | | | | | | | | | | | | | | | | | | | | | | | | | | | | | | | | | | | | | | | | | | | | | | | | | | | | | | | | | | | | | | |
| 30 | 36 | 2 | 9 | 4 | 0 | 0 | 3 | 0 | .361 | 3 | 9 | .250 | | | | | | | | | | | | | | | | | | | | | | | | | | | | | | | | | | | | | | | | | | | | | | | | | | | | | | | | | | | | | | | | | | | | | | | | | | | | | | | | | | | | | | | | | | | | | |
| AVG | H | 2B | 3B | HR | RBI | SB | | | | | | | | | | | | | | | | | | | | | | | | | | | | | | | | | | | | | | | | | | | | | | | | | | | | | | | | | | | | | | | | | | | | | | | | | | | | | | | | | | | | | | | | | | | | | | | | | | | |
| .250 | 9 | 4 | 0 | 0 | 0 | 1 | | | | | | | | | | | | | | | | | | | | | | | | | | | | | | | | | | | | | | | | | | | | | | | | | | | | | | | | | | | | | | | | | | | | | | | | | | | | | | | | | | | | | | | | | | | | | | | | | | | |
| G | AB | R | H | 2B | 3B | HR | RBI | SB | SLG | BB | SO | AVG | | | | | | | | | | | | | | | | | | | | | | | | | | | | | | | | | | | | | | | | | | | | | | | | | | | | | | | | | | | | | | | | | | | | | | | | | | | | | | | | | | | | | | | | | | | | | |
| 147 | 528 | 80 | 150 | 30 | 4 | 18 | 88 | 1 | .458 | 49 | 60 | .284 | | | | | | | | | | | | | | | | | | | | | | | | | | | | | | | | | | | | | | | | | | | | | | | | | | | | | | | | | | | | | | | | | | | | | | | | | | | | | | | | | | | | | | | | | | | | | |
| AVG | H | 2B | 3B | HR | RBI | SB | | | | | | | | | | | | | | | | | | | | | | | | | | | | | | | | | | | | | | | | | | | | | | | | | | | | | | | | | | | | | | | | | | | | | | | | | | | | | | | | | | | | | | | | | | | | | | | | | | | |
| .284 | 150 | 30 | 4 | 18 | 8 | 1 | | | | | | | | | | | | | | | | | | | | | | | | | | | | | | | | | | | | | | | | | | | | | | | | | | | | | | | | | | | | | | | | | | | | | | | | | | | | | | | | | | | | | | | | | | | | | | | | | | | |


| | | | | | | | | | | | | | | | | | | | | | | | | | | | | | | | | | | | | | | | | | | | | | | | | | | | | | | | | | | | | | | | | | | | | | | | | | | | | | | | | | | | | | | | | | | | | | | | | | | | | | | | | | |
|--|-----|----|----|----|-----|----|-----|----|------|----|----|------|---|----|---|---|----|----|----|-----|----|-----|----|----|-----|-----|-----|----|----|----|---|----|----|---|------|----|----|------|-----|---|----|----|----|-----|----|------|----|----|---|----|---|---|---|--|--|--|--|--|--|--|--|--|--|--|--|---|----|---|---|----|----|----|-----|----|-----|----|----|-----|-----|-----|----|----|----|---|----|----|---|------|----|----|------|-----|---|----|----|----|-----|----|------|----|----|---|----|---|---|
| <div>433</div> <div>LARRY SUTTON</div> <div>1B</div> <div>HT: 5'11" WT: 175 BATS: LEFT THROWS: LEFT</div> <div>BORN: 5-14-1970, West Covina, CA</div> <div>1997 KANSAS CITY ROYALS BATTING RECORD</div> <table><tr><td>G</td><td>AB</td><td>R</td><td>H</td><td>2B</td><td>3B</td><td>HR</td><td>RBI</td><td>SB</td><td>SLG</td><td>BB</td><td>SO</td><td>AVG</td></tr><tr><td>27</td><td>69</td><td>9</td><td>20</td><td>2</td><td>0</td><td>2</td><td>8</td><td>0</td><td>.406</td><td>5</td><td>12</td><td>.290</td></tr></table> <div>CARDBOARD BASEBALL RATINGS</div> <table><tr><td>AVG</td><td>H</td><td>2B</td><td>3B</td><td>HR</td><td>RBI</td><td>SB</td></tr><tr><td>.290</td><td>20</td><td>2</td><td>0</td><td>2</td><td>0</td><td>1</td></tr></table> <div>DEFENSE RATING</div> <div>1B: </div> | | | | | | | | | | | | | G | AB | R | H | 2B | 3B | HR | RBI | SB | SLG | BB | SO | AVG | 27 | 69 | 9 | 20 | 2 | 0 | 2 | 8 | 0 | .406 | 5 | 12 | .290 | AVG | H | 2B | 3B | HR | RBI | SB | .290 | 20 | 2 | 0 | 2 | 0 | 1 | <div>437</div> <div>TONY TARASCO</div> <div>OF</div> <div>HT: 6'0" WT: 185 BATS: LEFT THROWS: RIGHT</div> <div>BORN: 12-9-1970, New York, NY</div> <div>1997 BALTIMORE ORIOLES BATTING RECORD</div> <table><tr><td>G</td><td>AB</td><td>R</td><td>H</td><td>2B</td><td>3B</td><td>HR</td><td>RBI</td><td>SB</td><td>SLG</td><td>BB</td><td>SO</td><td>AVG</td></tr><tr><td>100</td><td>166</td><td>26</td><td>34</td><td>8</td><td>1</td><td>7</td><td>26</td><td>2</td><td>.392</td><td>25</td><td>33</td><td>.205</td></tr></table> <div>CARDBOARD BASEBALL RATINGS</div> <table><tr><td>AVG</td><td>H</td><td>2B</td><td>3B</td><td>HR</td><td>RBI</td><td>SB</td></tr><tr><td>.205</td><td>34</td><td>8</td><td>1</td><td>7</td><td>2</td><td>1</td></tr></table> <div>DEFENSE RATING</div> <div>OF: </div> | | | | | | | | | | | | | G | AB | R | H | 2B | 3B | HR | RBI | SB | SLG | BB | SO | AVG | 100 | 166 | 26 | 34 | 8 | 1 | 7 | 26 | 2 | .392 | 25 | 33 | .205 | AVG | H | 2B | 3B | HR | RBI | SB | .205 | 34 | 8 | 1 | 7 | 2 | 1 |
| G | AB | R | H | 2B | 3B | HR | RBI | SB | SLG | BB | SO | AVG | | | | | | | | | | | | | | | | | | | | | | | | | | | | | | | | | | | | | | | | | | | | | | | | | | | | | | | | | | | | | | | | | | | | | | | | | | | | | | | | | | | | | | | | | | | | | |
| 27 | 69 | 9 | 20 | 2 | 0 | 2 | 8 | 0 | .406 | 5 | 12 | .290 | | | | | | | | | | | | | | | | | | | | | | | | | | | | | | | | | | | | | | | | | | | | | | | | | | | | | | | | | | | | | | | | | | | | | | | | | | | | | | | | | | | | | | | | | | | | | |
| AVG | H | 2B | 3B | HR | RBI | SB | | | | | | | | | | | | | | | | | | | | | | | | | | | | | | | | | | | | | | | | | | | | | | | | | | | | | | | | | | | | | | | | | | | | | | | | | | | | | | | | | | | | | | | | | | | | | | | | | | | |
| .290 | 20 | 2 | 0 | 2 | 0 | 1 | | | | | | | | | | | | | | | | | | | | | | | | | | | | | | | | | | | | | | | | | | | | | | | | | | | | | | | | | | | | | | | | | | | | | | | | | | | | | | | | | | | | | | | | | | | | | | | | | | | |
| G | AB | R | H | 2B | 3B | HR | RBI | SB | SLG | BB | SO | AVG | | | | | | | | | | | | | | | | | | | | | | | | | | | | | | | | | | | | | | | | | | | | | | | | | | | | | | | | | | | | | | | | | | | | | | | | | | | | | | | | | | | | | | | | | | | | | |
| 100 | 166 | 26 | 34 | 8 | 1 | 7 | 26 | 2 | .392 | 25 | 33 | .205 | | | | | | | | | | | | | | | | | | | | | | | | | | | | | | | | | | | | | | | | | | | | | | | | | | | | | | | | | | | | | | | | | | | | | | | | | | | | | | | | | | | | | | | | | | | | | |
| AVG | H | 2B | 3B | HR | RBI | SB | | | | | | | | | | | | | | | | | | | | | | | | | | | | | | | | | | | | | | | | | | | | | | | | | | | | | | | | | | | | | | | | | | | | | | | | | | | | | | | | | | | | | | | | | | | | | | | | | | | |
| .205 | 34 | 8 | 1 | 7 | 2 | 1 | | | | | | | | | | | | | | | | | | | | | | | | | | | | | | | | | | | | | | | | | | | | | | | | | | | | | | | | | | | | | | | | | | | | | | | | | | | | | | | | | | | | | | | | | | | | | | | | | | | |
| <div>434</div> <div>DALE SVEUM</div> <div>3B-SS-1B</div> <div>HT: 6'2" WT: 185 BATS: BOTH THROWS: RIGHT</div> <div>BORN: 11-23-1963, Richmond, CA</div> <div>1997 PITTSBURGH PIRATES BATTING RECORD</div> <table><tr><td>G</td><td>AB</td><td>R</td><td>H</td><td>2B</td><td>3B</td><td>HR</td><td>RBI</td><td>SB</td><td>SLG</td><td>BB</td><td>SO</td><td>AVG</td></tr><tr><td>126</td><td>306</td><td>30</td><td>80</td><td>20</td><td>1</td><td>12</td><td>47</td><td>0</td><td>.451</td><td>27</td><td>81</td><td>.261</td></tr></table> <div>CARDBOARD BASEBALL RATINGS</div> <table><tr><td>AVG</td><td>H</td><td>2B</td><td>3B</td><td>HR</td><td>RBI</td><td>SB</td></tr><tr><td>.261</td><td>80</td><td>20</td><td>1</td><td>12</td><td>4</td><td>1</td></tr></table> <div>DEFENSE RATING</div> <div>3B:  SS:  1B: </div> | | | | | | | | | | | | | G | AB | R | H | 2B | 3B | HR | RBI | SB | SLG | BB | SO | AVG | 126 | 306 | 30 | 80 | 20 | 1 | 12 | 47 | 0 | .451 | 27 | 81 | .261 | AVG | H | 2B | 3B | HR | RBI | SB | .261 | 80 | 20 | 1 | 12 | 4 | 1 | <div>438</div> <div>FERNANDO TATIS</div> <div>3B</div> <div>HT: 5'11" WT: 185 BATS: RIGHT THROWS: RIGHT</div> <div>BORN: 1-1-1975, San Pedro de Macoris, D.R.</div> <div>1997 TEXAS RANGERS BATTING RECORD</div> <table><tr><td>G</td><td>AB</td><td>R</td><td>H</td><td>2B</td><td>3B</td><td>HR</td><td>RBI</td><td>SB</td><td>SLG</td><td>BB</td><td>SO</td><td>AVG</td></tr><tr><td>60</td><td>223</td><td>29</td><td>57</td><td>9</td><td>0</td><td>8</td><td>29</td><td>3</td><td>.404</td><td>14</td><td>42</td><td>.256</td></tr></table> <div>CARDBOARD BASEBALL RATINGS</div> <table><tr><td>AVG</td><td>H</td><td>2B</td><td>3B</td><td>HR</td><td>RBI</td><td>SB</td></tr><tr><td>.256</td><td>57</td><td>9</td><td>0</td><td>8</td><td>2</td><td>1</td></tr></table> <div>DEFENSE RATING</div> <div>3B: </div> | | | | | | | | | | | | | G | AB | R | H | 2B | 3B | HR | RBI | SB | SLG | BB | SO | AVG | 60 | 223 | 29 | 57 | 9 | 0 | 8 | 29 | 3 | .404 | 14 | 42 | .256 | AVG | H | 2B | 3B | HR | RBI | SB | .256 | 57 | 9 | 0 | 8 | 2 | 1 |
| G | AB | R | H | 2B | 3B | HR | RBI | SB | SLG | BB | SO | AVG | | | | | | | | | | | | | | | | | | | | | | | | | | | | | | | | | | | | | | | | | | | | | | | | | | | | | | | | | | | | | | | | | | | | | | | | | | | | | | | | | | | | | | | | | | | | | |
| 126 | 306 | 30 | 80 | 20 | 1 | 12 | 47 | 0 | .451 | 27 | 81 | .261 | | | | | | | | | | | | | | | | | | | | | | | | | | | | | | | | | | | | | | | | | | | | | | | | | | | | | | | | | | | | | | | | | | | | | | | | | | | | | | | | | | | | | | | | | | | | | |
| AVG | H | 2B | 3B | HR | RBI | SB | | | | | | | | | | | | | | | | | | | | | | | | | | | | | | | | | | | | | | | | | | | | | | | | | | | | | | | | | | | | | | | | | | | | | | | | | | | | | | | | | | | | | | | | | | | | | | | | | | | |
| .261 | 80 | 20 | 1 | 12 | 4 | 1 | | | | | | | | | | | | | | | | | | | | | | | | | | | | | | | | | | | | | | | | | | | | | | | | | | | | | | | | | | | | | | | | | | | | | | | | | | | | | | | | | | | | | | | | | | | | | | | | | | | |
| G | AB | R | H | 2B | 3B | HR | RBI | SB | SLG | BB | SO | AVG | | | | | | | | | | | | | | | | | | | | | | | | | | | | | | | | | | | | | | | | | | | | | | | | | | | | | | | | | | | | | | | | | | | | | | | | | | | | | | | | | | | | | | | | | | | | | |
| 60 | 223 | 29 | 57 | 9 | 0 | 8 | 29 | 3 | .404 | 14 | 42 | .256 | | | | | | | | | | | | | | | | | | | | | | | | | | | | | | | | | | | | | | | | | | | | | | | | | | | | | | | | | | | | | | | | | | | | | | | | | | | | | | | | | | | | | | | | | | | | | |
| AVG | H | 2B | 3B | HR | RBI | SB | | | | | | | | | | | | | | | | | | | | | | | | | | | | | | | | | | | | | | | | | | | | | | | | | | | | | | | | | | | | | | | | | | | | | | | | | | | | | | | | | | | | | | | | | | | | | | | | | | | |
| .256 | 57 | 9 | 0 | 8 | 2 | 1 | | | | | | | | | | | | | | | | | | | | | | | | | | | | | | | | | | | | | | | | | | | | | | | | | | | | | | | | | | | | | | | | | | | | | | | | | | | | | | | | | | | | | | | | | | | | | | | | | | | |
| <div>435</div> <div>MARK SWEENEY</div> <div>OF-1B</div> <div>HT: 6'1" WT: 195 BATS: LEFT THROWS: LEFT</div> <div>BORN: 10-26-1969, Framingham, MA</div> <div>1997 SAN DIEGO PADRES BATTING RECORD</div> <table><tr><td>G</td><td>AB</td><td>R</td><td>H</td><td>2B</td><td>3B</td><td>HR</td><td>RBI</td><td>SB</td><td>SLG</td><td>BB</td><td>SO</td><td>AVG</td></tr><tr><td>115</td><td>164</td><td>16</td><td>46</td><td>7</td><td>0</td><td>2</td><td>23</td><td>2</td><td>.360</td><td>20</td><td>32</td><td>.280</td></tr></table> <div>CARDBOARD BASEBALL RATINGS</div> <table><tr><td>AVG</td><td>H</td><td>2B</td><td>3B</td><td>HR</td><td>RBI</td><td>SB</td></tr><tr><td>.280</td><td>46</td><td>7</td><td>0</td><td>2</td><td>2</td><td>1</td></tr></table> <div>DEFENSE RATING</div> <div>OF:  1B: </div> | | | | | | | | | | | | | G | AB | R | H | 2B | 3B | HR | RBI | SB | SLG | BB | SO | AVG | 115 | 164 | 16 | 46 | 7 | 0 | 2 | 23 | 2 | .360 | 20 | 32 | .280 | AVG | H | 2B | 3B | HR | RBI | SB | .280 | 46 | 7 | 0 | 2 | 2 | 1 | <div>439</div> <div>EDDIE TAUBENSEE</div> <div>C-OF-1B</div> <div>HT: 6'4" WT: 205 BATS: LEFT THROWS: RIGHT</div> <div>BORN: 10-31-1968, Beeville, TX</div> <div>1997 CINCINNATI REDS BATTING RECORD</div> <table><tr><td>G</td><td>AB</td><td>R</td><td>H</td><td>2B</td><td>3B</td><td>HR</td><td>RBI</td><td>SB</td><td>SLG</td><td>BB</td><td>SO</td><td>AVG</td></tr><tr><td>108</td><td>254</td><td>26</td><td>68</td><td>18</td><td>0</td><td>10</td><td>34</td><td>0</td><td>.457</td><td>22</td><td>66</td><td>.268</td></tr></table> <div>CARDBOARD BASEBALL RATINGS</div> <table><tr><td>AVG</td><td>H</td><td>2B</td><td>3B</td><td>HR</td><td>RBI</td><td>SB</td></tr><tr><td>.268</td><td>68</td><td>18</td><td>0</td><td>10</td><td>3</td><td>1</td></tr></table> <div>DEFENSE RATING</div> <div>OF:  1B: </div> | | | | | | | | | | | | | G | AB | R | H | 2B | 3B | HR | RBI | SB | SLG | BB | SO | AVG | 108 | 254 | 26 | 68 | 18 | 0 | 10 | 34 | 0 | .457 | 22 | 66 | .268 | AVG | H | 2B | 3B | HR | RBI | SB | .268 | 68 | 18 | 0 | 10 | 3 | 1 |
| G | AB | R | H | 2B | 3B | HR | RBI | SB | SLG | BB | SO | AVG | | | | | | | | | | | | | | | | | | | | | | | | | | | | | | | | | | | | | | | | | | | | | | | | | | | | | | | | | | | | | | | | | | | | | | | | | | | | | | | | | | | | | | | | | | | | | |
| 115 | 164 | 16 | 46 | 7 | 0 | 2 | 23 | 2 | .360 | 20 | 32 | .280 | | | | | | | | | | | | | | | | | | | | | | | | | | | | | | | | | | | | | | | | | | | | | | | | | | | | | | | | | | | | | | | | | | | | | | | | | | | | | | | | | | | | | | | | | | | | | |
| AVG | H | 2B | 3B | HR | RBI | SB | | | | | | | | | | | | | | | | | | | | | | | | | | | | | | | | | | | | | | | | | | | | | | | | | | | | | | | | | | | | | | | | | | | | | | | | | | | | | | | | | | | | | | | | | | | | | | | | | | | |
| .280 | 46 | 7 | 0 | 2 | 2 | 1 | | | | | | | | | | | | | | | | | | | | | | | | | | | | | | | | | | | | | | | | | | | | | | | | | | | | | | | | | | | | | | | | | | | | | | | | | | | | | | | | | | | | | | | | | | | | | | | | | | | |
| G | AB | R | H | 2B | 3B | HR | RBI | SB | SLG | BB | SO | AVG | | | | | | | | | | | | | | | | | | | | | | | | | | | | | | | | | | | | | | | | | | | | | | | | | | | | | | | | | | | | | | | | | | | | | | | | | | | | | | | | | | | | | | | | | | | | | |
| 108 | 254 | 26 | 68 | 18 | 0 | 10 | 34 | 0 | .457 | 22 | 66 | .268 | | | | | | | | | | | | | | | | | | | | | | | | | | | | | | | | | | | | | | | | | | | | | | | | | | | | | | | | | | | | | | | | | | | | | | | | | | | | | | | | | | | | | | | | | | | | | |
| AVG | H | 2B | 3B | HR | RBI | SB | | | | | | | | | | | | | | | | | | | | | | | | | | | | | | | | | | | | | | | | | | | | | | | | | | | | | | | | | | | | | | | | | | | | | | | | | | | | | | | | | | | | | | | | | | | | | | | | | | | |
| .268 | 68 | 18 | 0 | 10 | 3 | 1 | | | | | | | | | | | | | | | | | | | | | | | | | | | | | | | | | | | | | | | | | | | | | | | | | | | | | | | | | | | | | | | | | | | | | | | | | | | | | | | | | | | | | | | | | | | | | | | | | | | |
| <div>436</div> <div>MIKE SWEENEY</div> <div>C</div> <div>HT: 6'3" WT: 225 BATS: RIGHT THROWS: RIGHT</div> <div>BORN: 7-22-1973, Orange, CA</div> <div>1997 KANSAS CITY ROYALS BATTING RECORD</div> <table><tr><td>G</td><td>AB</td><td>R</td><td>H</td><td>2B</td><td>3B</td><td>HR</td><td>RBI</td><td>SB</td><td>SLG</td><td>BB</td><td>SO</td><td>AVG</td></tr><tr><td>84</td><td>240</td><td>30</td><td>58</td><td>8</td><td>0</td><td>7</td><td>31</td><td>3</td><td>.363</td><td>17</td><td>33</td><td>.242</td></tr></table> <div>CARDBOARD BASEBALL RATINGS</div> <table><tr><td>AVG</td><td>H</td><td>2B</td><td>3B</td><td>HR</td><td>RBI</td><td>SB</td></tr><tr><td>.242</td><td>58</td><td>8</td><td>0</td><td>7</td><td>3</td><td>1</td></tr></table> <div>DEFENSE RATING</div> | | | | | | | | | | | | | G | AB | R | H | 2B | 3B | HR | RBI | SB | SLG | BB | SO | AVG | 84 | 240 | 30 | 58 | 8 | 0 | 7 | 31 | 3 | .363 | 17 | 33 | .242 | AVG | H | 2B | 3B | HR | RBI | SB | .242 | 58 | 8 | 0 | 7 | 3 | 1 | <div>440</div> <div>JESUS TAVAREZ</div> <div>OF</div> <div>HT: 6'0" WT: 170 BATS: BOTH THROWS: RIGHT</div> <div>BORN: 3-26-1971, Santo Domingo, D.R.</div> <div>1997 BOSTON RED SOX BATTING RECORD</div> <table><tr><td>G</td><td>AB</td><td>R</td><td>H</td><td>2B</td><td>3B</td><td>HR</td><td>RBI</td><td>SB</td><td>SLG</td><td>BB</td><td>SO</td><td>AVG</td></tr><tr><td>42</td><td>69</td><td>12</td><td>12</td><td>3</td><td>1</td><td>0</td><td>9</td><td>0</td><td>.246</td><td>4</td><td>9</td><td>.174</td></tr></table> <div>CARDBOARD BASEBALL RATINGS</div> <table><tr><td>AVG</td><td>H</td><td>2B</td><td>3B</td><td>HR</td><td>RBI</td><td>SB</td></tr><tr><td>.174</td><td>12</td><td>3</td><td>1</td><td>0</td><td>0</td><td>1</td></tr></table> <div>DEFENSE RATING</div> <div>OF: </div> | | | | | | | | | | | | | G | AB | R | H | 2B | 3B | HR | RBI | SB | SLG | BB | SO | AVG | 42 | 69 | 12 | 12 | 3 | 1 | 0 | 9 | 0 | .246 | 4 | 9 | .174 | AVG | H | 2B | 3B | HR | RBI | SB | .174 | 12 | 3 | 1 | 0 | 0 | 1 |
| G | AB | R | H | 2B | 3B | HR | RBI | SB | SLG | BB | SO | AVG | | | | | | | | | | | | | | | | | | | | | | | | | | | | | | | | | | | | | | | | | | | | | | | | | | | | | | | | | | | | | | | | | | | | | | | | | | | | | | | | | | | | | | | | | | | | | |
| 84 | 240 | 30 | 58 | 8 | 0 | 7 | 31 | 3 | .363 | 17 | 33 | .242 | | | | | | | | | | | | | | | | | | | | | | | | | | | | | | | | | | | | | | | | | | | | | | | | | | | | | | | | | | | | | | | | | | | | | | | | | | | | | | | | | | | | | | | | | | | | | |
| AVG | H | 2B | 3B | HR | RBI | SB | | | | | | | | | | | | | | | | | | | | | | | | | | | | | | | | | | | | | | | | | | | | | | | | | | | | | | | | | | | | | | | | | | | | | | | | | | | | | | | | | | | | | | | | | | | | | | | | | | | |
| .242 | 58 | 8 | 0 | 7 | 3 | 1 | | | | | | | | | | | | | | | | | | | | | | | | | | | | | | | | | | | | | | | | | | | | | | | | | | | | | | | | | | | | | | | | | | | | | | | | | | | | | | | | | | | | | | | | | | | | | | | | | | | |
| G | AB | R | H | 2B | 3B | HR | RBI | SB | SLG | BB | SO | AVG | | | | | | | | | | | | | | | | | | | | | | | | | | | | | | | | | | | | | | | | | | | | | | | | | | | | | | | | | | | | | | | | | | | | | | | | | | | | | | | | | | | | | | | | | | | | | |
| 42 | 69 | 12 | 12 | 3 | 1 | 0 | 9 | 0 | .246 | 4 | 9 | .174 | | | | | | | | | | | | | | | | | | | | | | | | | | | | | | | | | | | | | | | | | | | | | | | | | | | | | | | | | | | | | | | | | | | | | | | | | | | | | | | | | | | | | | | | | | | | | |
| AVG | H | 2B | 3B | HR | RBI | SB | | | | | | | | | | | | | | | | | | | | | | | | | | | | | | | | | | | | | | | | | | | | | | | | | | | | | | | | | | | | | | | | | | | | | | | | | | | | | | | | | | | | | | | | | | | | | | | | | | | |
| .174 | 12 | 3 | 1 | 0 | 0 | 1 | | | | | | | | | | | | | | | | | | | | | | | | | | | | | | | | | | | | | | | | | | | | | | | | | | | | | | | | | | | | | | | | | | | | | | | | | | | | | | | | | | | | | | | | | | | | | | | | | | | |

| | | | | | | | | | | | | | | | | | | | | | | | | | | | | | | | | | | | | | | | | | | | | | | | | | | | | | | | | | | | | | | | | | | | | | | | | | | | | | | | | | | | | | | | | | | | | | | | | | | | | | | | | | |
|--|-----|-----|-----|----|-----|----|-----|----|------|-----|-----|------|---|----|---|---|----|----|----|-----|----|-----|----|----|-----|-----|-----|-----|-----|----|---|----|-----|---|------|-----|-----|------|-----|---|----|----|----|-----|----|------|-----|----|---|----|----|---|---|--|--|--|--|--|--|--|--|--|--|--|--|---|----|---|---|----|----|----|-----|----|-----|----|----|-----|-----|-----|----|-----|----|---|----|----|----|------|----|-----|------|-----|---|----|----|----|-----|----|------|-----|----|---|----|---|---|
| <div>441</div> <div>MIGUEL TEJADA</div> <div>SS</div> <div>HT: 5'9" WT: 210 BATS: RIGHT THROWS: RIGHT BORN: 5-25-1974, Bani, D.R.</div> <div>1997 OAKLAND ATHLETICS BATTING RECORD</div> <table><tr><td>G</td><td>AB</td><td>R</td><td>H</td><td>2B</td><td>3B</td><td>HR</td><td>RBI</td><td>SB</td><td>SLG</td><td>BB</td><td>SO</td><td>AVG</td></tr><tr><td>26</td><td>99</td><td>10</td><td>20</td><td>3</td><td>2</td><td>2</td><td>10</td><td>2</td><td>.333</td><td>2</td><td>22</td><td>.202</td></tr></table> <div>CARDBOARD BASEBALL RATINGS</div> <table><tr><td>AVG</td><td>H</td><td>2B</td><td>3B</td><td>HR</td><td>RBI</td><td>SB</td></tr><tr><td>.202</td><td>20</td><td>3</td><td>2</td><td>2</td><td>1</td><td>1</td></tr></table> <div>DEFENSE RATING</div> <div>SS: ♠♣</div> | | | | | | | | | | | | | G | AB | R | H | 2B | 3B | HR | RBI | SB | SLG | BB | SO | AVG | 26 | 99 | 10 | 20 | 3 | 2 | 2 | 10 | 2 | .333 | 2 | 22 | .202 | AVG | H | 2B | 3B | HR | RBI | SB | .202 | 20 | 3 | 2 | 2 | 1 | 1 | <div>445</div> <div>LEE TINSLEY</div> <div>OF</div> <div>HT: 5'11" WT: 190 BATS: BOTH THROWS: RIGHT BORN: 3-4-1969, Shelbyville, KY</div> <div>1997 SEATTLE MARINERS BATTING RECORD</div> <table><tr><td>G</td><td>AB</td><td>R</td><td>H</td><td>2B</td><td>3B</td><td>HR</td><td>RBI</td><td>SB</td><td>SLG</td><td>BB</td><td>SO</td><td>AVG</td></tr><tr><td>49</td><td>122</td><td>12</td><td>24</td><td>6</td><td>2</td><td>0</td><td>6</td><td>2</td><td>.279</td><td>11</td><td>34</td><td>.197</td></tr></table> <div>CARDBOARD BASEBALL RATINGS</div> <table><tr><td>AVG</td><td>H</td><td>2B</td><td>3B</td><td>HR</td><td>RBI</td><td>SB</td></tr><tr><td>.197</td><td>24</td><td>6</td><td>2</td><td>0</td><td>0</td><td>1</td></tr></table> <div>DEFENSE RATING</div> <div>OF: ♠♣</div> | | | | | | | | | | | | | G | AB | R | H | 2B | 3B | HR | RBI | SB | SLG | BB | SO | AVG | 49 | 122 | 12 | 24 | 6 | 2 | 0 | 6 | 2 | .279 | 11 | 34 | .197 | AVG | H | 2B | 3B | HR | RBI | SB | .197 | 24 | 6 | 2 | 0 | 0 | 1 |
| G | AB | R | H | 2B | 3B | HR | RBI | SB | SLG | BB | SO | AVG | | | | | | | | | | | | | | | | | | | | | | | | | | | | | | | | | | | | | | | | | | | | | | | | | | | | | | | | | | | | | | | | | | | | | | | | | | | | | | | | | | | | | | | | | | | | | |
| 26 | 99 | 10 | 20 | 3 | 2 | 2 | 10 | 2 | .333 | 2 | 22 | .202 | | | | | | | | | | | | | | | | | | | | | | | | | | | | | | | | | | | | | | | | | | | | | | | | | | | | | | | | | | | | | | | | | | | | | | | | | | | | | | | | | | | | | | | | | | | | | |
| AVG | H | 2B | 3B | HR | RBI | SB | | | | | | | | | | | | | | | | | | | | | | | | | | | | | | | | | | | | | | | | | | | | | | | | | | | | | | | | | | | | | | | | | | | | | | | | | | | | | | | | | | | | | | | | | | | | | | | | | | | |
| .202 | 20 | 3 | 2 | 2 | 1 | 1 | | | | | | | | | | | | | | | | | | | | | | | | | | | | | | | | | | | | | | | | | | | | | | | | | | | | | | | | | | | | | | | | | | | | | | | | | | | | | | | | | | | | | | | | | | | | | | | | | | | |
| G | AB | R | H | 2B | 3B | HR | RBI | SB | SLG | BB | SO | AVG | | | | | | | | | | | | | | | | | | | | | | | | | | | | | | | | | | | | | | | | | | | | | | | | | | | | | | | | | | | | | | | | | | | | | | | | | | | | | | | | | | | | | | | | | | | | | |
| 49 | 122 | 12 | 24 | 6 | 2 | 0 | 6 | 2 | .279 | 11 | 34 | .197 | | | | | | | | | | | | | | | | | | | | | | | | | | | | | | | | | | | | | | | | | | | | | | | | | | | | | | | | | | | | | | | | | | | | | | | | | | | | | | | | | | | | | | | | | | | | | |
| AVG | H | 2B | 3B | HR | RBI | SB | | | | | | | | | | | | | | | | | | | | | | | | | | | | | | | | | | | | | | | | | | | | | | | | | | | | | | | | | | | | | | | | | | | | | | | | | | | | | | | | | | | | | | | | | | | | | | | | | | | |
| .197 | 24 | 6 | 2 | 0 | 0 | 1 | | | | | | | | | | | | | | | | | | | | | | | | | | | | | | | | | | | | | | | | | | | | | | | | | | | | | | | | | | | | | | | | | | | | | | | | | | | | | | | | | | | | | | | | | | | | | | | | | | | |
| <div>442</div> <div>MICKEY TETTLETON</div> <div>DH</div> <div>HT: 6'2" WT: 200 BATS: BOTH THROWS: RIGHT BORN: 9-16-1960, Oklahoma City, OK</div> <div>1997 TEXAS RANGERS BATTING RECORD</div> <table><tr><td>G</td><td>AB</td><td>R</td><td>H</td><td>2B</td><td>3B</td><td>HR</td><td>RBI</td><td>SB</td><td>SLG</td><td>BB</td><td>SO</td><td>AVG</td></tr><tr><td>17</td><td>44</td><td>5</td><td>4</td><td>1</td><td>0</td><td>3</td><td>4</td><td>0</td><td>.318</td><td>3</td><td>12</td><td>.091</td></tr></table> <div>CARDBOARD BASEBALL RATINGS</div> <table><tr><td>AVG</td><td>H</td><td>2B</td><td>3B</td><td>HR</td><td>RBI</td><td>SB</td></tr><tr><td>.091</td><td>4</td><td>1</td><td>0</td><td>3</td><td>0</td><td>1</td></tr></table> <div>DEFENSE RATING</div> | | | | | | | | | | | | | G | AB | R | H | 2B | 3B | HR | RBI | SB | SLG | BB | SO | AVG | 17 | 44 | 5 | 4 | 1 | 0 | 3 | 4 | 0 | .318 | 3 | 12 | .091 | AVG | H | 2B | 3B | HR | RBI | SB | .091 | 4 | 1 | 0 | 3 | 0 | 1 | <div>446</div> <div>BUBBA TRAMMELL</div> <div>OF</div> <div>HT: 6'3" WT: 205 BATS: RIGHT THROWS: RIGHT BORN: 11-6-1971, Knoxville, TN</div> <div>1997 DETROIT TIGERS BATTING RECORD</div> <table><tr><td>G</td><td>AB</td><td>R</td><td>H</td><td>2B</td><td>3B</td><td>HR</td><td>RBI</td><td>SB</td><td>SLG</td><td>BB</td><td>SO</td><td>AVG</td></tr><tr><td>44</td><td>123</td><td>14</td><td>28</td><td>5</td><td>0</td><td>4</td><td>13</td><td>3</td><td>.366</td><td>15</td><td>35</td><td>.228</td></tr></table> <div>CARDBOARD BASEBALL RATINGS</div> <table><tr><td>AVG</td><td>H</td><td>2B</td><td>3B</td><td>HR</td><td>RBI</td><td>SB</td></tr><tr><td>.228</td><td>28</td><td>5</td><td>0</td><td>4</td><td>1</td><td>1</td></tr></table> <div>DEFENSE RATING</div> <div>OF: ♠♣</div> | | | | | | | | | | | | | G | AB | R | H | 2B | 3B | HR | RBI | SB | SLG | BB | SO | AVG | 44 | 123 | 14 | 28 | 5 | 0 | 4 | 13 | 3 | .366 | 15 | 35 | .228 | AVG | H | 2B | 3B | HR | RBI | SB | .228 | 28 | 5 | 0 | 4 | 1 | 1 |
| G | AB | R | H | 2B | 3B | HR | RBI | SB | SLG | BB | SO | AVG | | | | | | | | | | | | | | | | | | | | | | | | | | | | | | | | | | | | | | | | | | | | | | | | | | | | | | | | | | | | | | | | | | | | | | | | | | | | | | | | | | | | | | | | | | | | | |
| 17 | 44 | 5 | 4 | 1 | 0 | 3 | 4 | 0 | .318 | 3 | 12 | .091 | | | | | | | | | | | | | | | | | | | | | | | | | | | | | | | | | | | | | | | | | | | | | | | | | | | | | | | | | | | | | | | | | | | | | | | | | | | | | | | | | | | | | | | | | | | | | |
| AVG | H | 2B | 3B | HR | RBI | SB | | | | | | | | | | | | | | | | | | | | | | | | | | | | | | | | | | | | | | | | | | | | | | | | | | | | | | | | | | | | | | | | | | | | | | | | | | | | | | | | | | | | | | | | | | | | | | | | | | | |
| .091 | 4 | 1 | 0 | 3 | 0 | 1 | | | | | | | | | | | | | | | | | | | | | | | | | | | | | | | | | | | | | | | | | | | | | | | | | | | | | | | | | | | | | | | | | | | | | | | | | | | | | | | | | | | | | | | | | | | | | | | | | | | |
| G | AB | R | H | 2B | 3B | HR | RBI | SB | SLG | BB | SO | AVG | | | | | | | | | | | | | | | | | | | | | | | | | | | | | | | | | | | | | | | | | | | | | | | | | | | | | | | | | | | | | | | | | | | | | | | | | | | | | | | | | | | | | | | | | | | | | |
| 44 | 123 | 14 | 28 | 5 | 0 | 4 | 13 | 3 | .366 | 15 | 35 | .228 | | | | | | | | | | | | | | | | | | | | | | | | | | | | | | | | | | | | | | | | | | | | | | | | | | | | | | | | | | | | | | | | | | | | | | | | | | | | | | | | | | | | | | | | | | | | | |
| AVG | H | 2B | 3B | HR | RBI | SB | | | | | | | | | | | | | | | | | | | | | | | | | | | | | | | | | | | | | | | | | | | | | | | | | | | | | | | | | | | | | | | | | | | | | | | | | | | | | | | | | | | | | | | | | | | | | | | | | | | |
| .228 | 28 | 5 | 0 | 4 | 1 | 1 | | | | | | | | | | | | | | | | | | | | | | | | | | | | | | | | | | | | | | | | | | | | | | | | | | | | | | | | | | | | | | | | | | | | | | | | | | | | | | | | | | | | | | | | | | | | | | | | | | | |
| <div>443</div> <div>FRANK THOMAS</div> <div>1B</div> <div>HT: 6'5" WT: 240 BATS: RIGHT THROWS: RIGHT BORN: 5-27-1968, Columbus, GA</div> <div>1997 CHICAGO WHITE SOX BATTING RECORD</div> <table><tr><td>G</td><td>AB</td><td>R</td><td>H</td><td>2B</td><td>3B</td><td>HR</td><td>RBI</td><td>SB</td><td>SLG</td><td>BB</td><td>SO</td><td>AVG</td></tr><tr><td>146</td><td>530</td><td>110</td><td>184</td><td>35</td><td>0</td><td>35</td><td>125</td><td>1</td><td>.611</td><td>109</td><td>69</td><td>.347</td></tr></table> <div>CARDBOARD BASEBALL RATINGS</div> <table><tr><td>AVG</td><td>H</td><td>2B</td><td>3B</td><td>HR</td><td>RBI</td><td>SB</td></tr><tr><td>.347</td><td>184</td><td>35</td><td>0</td><td>35</td><td>12</td><td>1</td></tr></table> <div>DEFENSE RATING</div> <div>1B: ♠</div> | | | | | | | | | | | | | G | AB | R | H | 2B | 3B | HR | RBI | SB | SLG | BB | SO | AVG | 146 | 530 | 110 | 184 | 35 | 0 | 35 | 125 | 1 | .611 | 109 | 69 | .347 | AVG | H | 2B | 3B | HR | RBI | SB | .347 | 184 | 35 | 0 | 35 | 12 | 1 | <div>447</div> <div>MICHAEL TUCKER</div> <div>OF</div> <div>HT: 6'2" WT: 185 BATS: LEFT THROWS: RIGHT BORN: 6-25-1971, South Boston, VA</div> <div>1997 ATLANTA BRAVES BATTING RECORD</div> <table><tr><td>G</td><td>AB</td><td>R</td><td>H</td><td>2B</td><td>3B</td><td>HR</td><td>RBI</td><td>SB</td><td>SLG</td><td>BB</td><td>SO</td><td>AVG</td></tr><tr><td>138</td><td>499</td><td>80</td><td>141</td><td>25</td><td>7</td><td>14</td><td>56</td><td>12</td><td>.445</td><td>44</td><td>116</td><td>.283</td></tr></table> <div>CARDBOARD BASEBALL RATINGS</div> <table><tr><td>AVG</td><td>H</td><td>2B</td><td>3B</td><td>HR</td><td>RBI</td><td>SB</td></tr><tr><td>.283</td><td>141</td><td>25</td><td>7</td><td>14</td><td>5</td><td>1</td></tr></table> <div>DEFENSE RATING</div> <div>OF: ♠♣</div> | | | | | | | | | | | | | G | AB | R | H | 2B | 3B | HR | RBI | SB | SLG | BB | SO | AVG | 138 | 499 | 80 | 141 | 25 | 7 | 14 | 56 | 12 | .445 | 44 | 116 | .283 | AVG | H | 2B | 3B | HR | RBI | SB | .283 | 141 | 25 | 7 | 14 | 5 | 1 |
| G | AB | R | H | 2B | 3B | HR | RBI | SB | SLG | BB | SO | AVG | | | | | | | | | | | | | | | | | | | | | | | | | | | | | | | | | | | | | | | | | | | | | | | | | | | | | | | | | | | | | | | | | | | | | | | | | | | | | | | | | | | | | | | | | | | | | |
| 146 | 530 | 110 | 184 | 35 | 0 | 35 | 125 | 1 | .611 | 109 | 69 | .347 | | | | | | | | | | | | | | | | | | | | | | | | | | | | | | | | | | | | | | | | | | | | | | | | | | | | | | | | | | | | | | | | | | | | | | | | | | | | | | | | | | | | | | | | | | | | | |
| AVG | H | 2B | 3B | HR | RBI | SB | | | | | | | | | | | | | | | | | | | | | | | | | | | | | | | | | | | | | | | | | | | | | | | | | | | | | | | | | | | | | | | | | | | | | | | | | | | | | | | | | | | | | | | | | | | | | | | | | | | |
| .347 | 184 | 35 | 0 | 35 | 12 | 1 | | | | | | | | | | | | | | | | | | | | | | | | | | | | | | | | | | | | | | | | | | | | | | | | | | | | | | | | | | | | | | | | | | | | | | | | | | | | | | | | | | | | | | | | | | | | | | | | | | | |
| G | AB | R | H | 2B | 3B | HR | RBI | SB | SLG | BB | SO | AVG | | | | | | | | | | | | | | | | | | | | | | | | | | | | | | | | | | | | | | | | | | | | | | | | | | | | | | | | | | | | | | | | | | | | | | | | | | | | | | | | | | | | | | | | | | | | | |
| 138 | 499 | 80 | 141 | 25 | 7 | 14 | 56 | 12 | .445 | 44 | 116 | .283 | | | | | | | | | | | | | | | | | | | | | | | | | | | | | | | | | | | | | | | | | | | | | | | | | | | | | | | | | | | | | | | | | | | | | | | | | | | | | | | | | | | | | | | | | | | | | |
| AVG | H | 2B | 3B | HR | RBI | SB | | | | | | | | | | | | | | | | | | | | | | | | | | | | | | | | | | | | | | | | | | | | | | | | | | | | | | | | | | | | | | | | | | | | | | | | | | | | | | | | | | | | | | | | | | | | | | | | | | | |
| .283 | 141 | 25 | 7 | 14 | 5 | 1 | | | | | | | | | | | | | | | | | | | | | | | | | | | | | | | | | | | | | | | | | | | | | | | | | | | | | | | | | | | | | | | | | | | | | | | | | | | | | | | | | | | | | | | | | | | | | | | | | | | |
| <div>444</div> <div>JIM THOME</div> <div>1B</div> <div>HT: 6'3" WT: 250 BATS: LEFT THROWS: RIGHT BORN: 8-27-1970, Peoria, IL</div> <div>1997 CLEVELAND INDIANS BATTING RECORD</div> <table><tr><td>G</td><td>AB</td><td>R</td><td>H</td><td>2B</td><td>3B</td><td>HR</td><td>RBI</td><td>SB</td><td>SLG</td><td>BB</td><td>SO</td><td>AVG</td></tr><tr><td>147</td><td>496</td><td>104</td><td>142</td><td>25</td><td>0</td><td>40</td><td>102</td><td>1</td><td>.579</td><td>120</td><td>146</td><td>.286</td></tr></table> <div>CARDBOARD BASEBALL RATINGS</div> <table><tr><td>AVG</td><td>H</td><td>2B</td><td>3B</td><td>HR</td><td>RBI</td><td>SB</td></tr><tr><td>.286</td><td>142</td><td>25</td><td>0</td><td>40</td><td>10</td><td>1</td></tr></table> <div>DEFENSE RATING</div> <div>1B: ♠♣</div> | | | | | | | | | | | | | G | AB | R | H | 2B | 3B | HR | RBI | SB | SLG | BB | SO | AVG | 147 | 496 | 104 | 142 | 25 | 0 | 40 | 102 | 1 | .579 | 120 | 146 | .286 | AVG | H | 2B | 3B | HR | RBI | SB | .286 | 142 | 25 | 0 | 40 | 10 | 1 | <div>448</div> <div>MARIO VALDEZ</div> <div>1B</div> <div>HT: 5'11" WT: 190 BATS: LEFT THROWS: LEFT BORN: 11-19-1974, Ciudad Obregon, 26, Mexico</div> <div>1997 CHICAGO WHITE SOX BATTING RECORD</div> <table><tr><td>G</td><td>AB</td><td>R</td><td>H</td><td>2B</td><td>3B</td><td>HR</td><td>RBI</td><td>SB</td><td>SLG</td><td>BB</td><td>SO</td><td>AVG</td></tr><tr><td>54</td><td>115</td><td>11</td><td>28</td><td>7</td><td>0</td><td>1</td><td>13</td><td>1</td><td>.330</td><td>17</td><td>39</td><td>.243</td></tr></table> <div>CARDBOARD BASEBALL RATINGS</div> <table><tr><td>AVG</td><td>H</td><td>2B</td><td>3B</td><td>HR</td><td>RBI</td><td>SB</td></tr><tr><td>.243</td><td>28</td><td>7</td><td>0</td><td>1</td><td>1</td><td>1</td></tr></table> <div>DEFENSE RATING</div> <div>1B: ♠</div> | | | | | | | | | | | | | G | AB | R | H | 2B | 3B | HR | RBI | SB | SLG | BB | SO | AVG | 54 | 115 | 11 | 28 | 7 | 0 | 1 | 13 | 1 | .330 | 17 | 39 | .243 | AVG | H | 2B | 3B | HR | RBI | SB | .243 | 28 | 7 | 0 | 1 | 1 | 1 |
| G | AB | R | H | 2B | 3B | HR | RBI | SB | SLG | BB | SO | AVG | | | | | | | | | | | | | | | | | | | | | | | | | | | | | | | | | | | | | | | | | | | | | | | | | | | | | | | | | | | | | | | | | | | | | | | | | | | | | | | | | | | | | | | | | | | | | |
| 147 | 496 | 104 | 142 | 25 | 0 | 40 | 102 | 1 | .579 | 120 | 146 | .286 | | | | | | | | | | | | | | | | | | | | | | | | | | | | | | | | | | | | | | | | | | | | | | | | | | | | | | | | | | | | | | | | | | | | | | | | | | | | | | | | | | | | | | | | | | | | | |
| AVG | H | 2B | 3B | HR | RBI | SB | | | | | | | | | | | | | | | | | | | | | | | | | | | | | | | | | | | | | | | | | | | | | | | | | | | | | | | | | | | | | | | | | | | | | | | | | | | | | | | | | | | | | | | | | | | | | | | | | | | |
| .286 | 142 | 25 | 0 | 40 | 10 | 1 | | | | | | | | | | | | | | | | | | | | | | | | | | | | | | | | | | | | | | | | | | | | | | | | | | | | | | | | | | | | | | | | | | | | | | | | | | | | | | | | | | | | | | | | | | | | | | | | | | | |
| G | AB | R | H | 2B | 3B | HR | RBI | SB | SLG | BB | SO | AVG | | | | | | | | | | | | | | | | | | | | | | | | | | | | | | | | | | | | | | | | | | | | | | | | | | | | | | | | | | | | | | | | | | | | | | | | | | | | | | | | | | | | | | | | | | | | | |
| 54 | 115 | 11 | 28 | 7 | 0 | 1 | 13 | 1 | .330 | 17 | 39 | .243 | | | | | | | | | | | | | | | | | | | | | | | | | | | | | | | | | | | | | | | | | | | | | | | | | | | | | | | | | | | | | | | | | | | | | | | | | | | | | | | | | | | | | | | | | | | | | |
| AVG | H | 2B | 3B | HR | RBI | SB | | | | | | | | | | | | | | | | | | | | | | | | | | | | | | | | | | | | | | | | | | | | | | | | | | | | | | | | | | | | | | | | | | | | | | | | | | | | | | | | | | | | | | | | | | | | | | | | | | | |
| .243 | 28 | 7 | 0 | 1 | 1 | 1 | | | | | | | | | | | | | | | | | | | | | | | | | | | | | | | | | | | | | | | | | | | | | | | | | | | | | | | | | | | | | | | | | | | | | | | | | | | | | | | | | | | | | | | | | | | | | | | | | | | |



| | | | | | | | | | | | | | | | | | | | | | | | | | | | | | | | | | | | | | | | | | | | | | | | | | | | | | | | | | | | | | | | | | | | | | | | | | | | | | | | | | | | | | | | | | | | | | | | | | | | | | | | | | |
|--|-----|----|-----|----|-----|----|-----|----|------|----|-----|------|---|----|---|---|----|----|----|-----|----|-----|----|----|-----|-----|-----|----|-----|----|---|----|----|----|------|----|-----|------|-----|---|----|----|----|-----|----|------|-----|----|---|----|---|---|--|--|--|--|--|--|--|--|--|--|--|--|--|---|----|---|---|----|----|----|-----|----|-----|----|----|-----|-----|-----|----|-----|----|---|----|----|----|------|----|-----|------|-----|---|----|----|----|-----|----|------|-----|----|---|----|---|---|
| <div>449</div> <div>JOHN VALENTIN</div> <div>2B-3B</div> <div>HT: 6'0" WT: 170 BATS: RIGHT THROWS: RIGHT</div> <div>BORN: 2-18-1967, Mineola, NY</div> <div>1997 BOSTON RED SOX BATTING RECORD</div> <table><tr><td>G</td><td>AB</td><td>R</td><td>H</td><td>2B</td><td>3B</td><td>HR</td><td>RBI</td><td>SB</td><td>SLG</td><td>BB</td><td>SO</td><td>AVG</td></tr><tr><td>143</td><td>575</td><td>95</td><td>176</td><td>47</td><td>5</td><td>18</td><td>77</td><td>7</td><td>.499</td><td>58</td><td>66</td><td>.306</td></tr></table> <div>CARDBOARD BASEBALL RATINGS</div> <table><tr><td>AVG</td><td>H</td><td>2B</td><td>3B</td><td>HR</td><td>RBI</td><td>SB</td></tr><tr><td>.306</td><td>176</td><td>47</td><td>5</td><td>18</td><td>7</td><td>1</td></tr></table> <div>DEFENSE RATING</div> <div>2B: </div> <div>3B: </div> | | | | | | | | | | | | | G | AB | R | H | 2B | 3B | HR | RBI | SB | SLG | BB | SO | AVG | 143 | 575 | 95 | 176 | 47 | 5 | 18 | 77 | 7 | .499 | 58 | 66 | .306 | AVG | H | 2B | 3B | HR | RBI | SB | .306 | 176 | 47 | 5 | 18 | 7 | 1 | <div>453</div> <div>MO VAUGHN</div> <div>1B</div> <div>HT: 6'1" WT: 225 BATS: LEFT THROWS: RIGHT</div> <div>BORN: 12-15-1967, Norwalk, CT</div> <div>1997 BOSTON RED SOX BATTING RECORD</div> <table><tr><td>G</td><td>AB</td><td>R</td><td>H</td><td>2B</td><td>3B</td><td>HR</td><td>RBI</td><td>SB</td><td>SLG</td><td>BB</td><td>SO</td><td>AVG</td></tr><tr><td>141</td><td>527</td><td>91</td><td>166</td><td>24</td><td>0</td><td>35</td><td>96</td><td>2</td><td>.560</td><td>86</td><td>154</td><td>.315</td></tr></table> <div>CARDBOARD BASEBALL RATINGS</div> <table><tr><td>AVG</td><td>H</td><td>2B</td><td>3B</td><td>HR</td><td>RBI</td><td>SB</td></tr><tr><td>.315</td><td>166</td><td>24</td><td>0</td><td>35</td><td>9</td><td>1</td></tr></table> <div>DEFENSE RATING</div> <div>1B: </div> | | | | | | | | | | | | | G | AB | R | H | 2B | 3B | HR | RBI | SB | SLG | BB | SO | AVG | 141 | 527 | 91 | 166 | 24 | 0 | 35 | 96 | 2 | .560 | 86 | 154 | .315 | AVG | H | 2B | 3B | HR | RBI | SB | .315 | 166 | 24 | 0 | 35 | 9 | 1 |
| G | AB | R | H | 2B | 3B | HR | RBI | SB | SLG | BB | SO | AVG | | | | | | | | | | | | | | | | | | | | | | | | | | | | | | | | | | | | | | | | | | | | | | | | | | | | | | | | | | | | | | | | | | | | | | | | | | | | | | | | | | | | | | | | | | | | | |
| 143 | 575 | 95 | 176 | 47 | 5 | 18 | 77 | 7 | .499 | 58 | 66 | .306 | | | | | | | | | | | | | | | | | | | | | | | | | | | | | | | | | | | | | | | | | | | | | | | | | | | | | | | | | | | | | | | | | | | | | | | | | | | | | | | | | | | | | | | | | | | | | |
| AVG | H | 2B | 3B | HR | RBI | SB | | | | | | | | | | | | | | | | | | | | | | | | | | | | | | | | | | | | | | | | | | | | | | | | | | | | | | | | | | | | | | | | | | | | | | | | | | | | | | | | | | | | | | | | | | | | | | | | | | | |
| .306 | 176 | 47 | 5 | 18 | 7 | 1 | | | | | | | | | | | | | | | | | | | | | | | | | | | | | | | | | | | | | | | | | | | | | | | | | | | | | | | | | | | | | | | | | | | | | | | | | | | | | | | | | | | | | | | | | | | | | | | | | | | |
| G | AB | R | H | 2B | 3B | HR | RBI | SB | SLG | BB | SO | AVG | | | | | | | | | | | | | | | | | | | | | | | | | | | | | | | | | | | | | | | | | | | | | | | | | | | | | | | | | | | | | | | | | | | | | | | | | | | | | | | | | | | | | | | | | | | | | |
| 141 | 527 | 91 | 166 | 24 | 0 | 35 | 96 | 2 | .560 | 86 | 154 | .315 | | | | | | | | | | | | | | | | | | | | | | | | | | | | | | | | | | | | | | | | | | | | | | | | | | | | | | | | | | | | | | | | | | | | | | | | | | | | | | | | | | | | | | | | | | | | | |
| AVG | H | 2B | 3B | HR | RBI | SB | | | | | | | | | | | | | | | | | | | | | | | | | | | | | | | | | | | | | | | | | | | | | | | | | | | | | | | | | | | | | | | | | | | | | | | | | | | | | | | | | | | | | | | | | | | | | | | | | | | |
| .315 | 166 | 24 | 0 | 35 | 9 | 1 | | | | | | | | | | | | | | | | | | | | | | | | | | | | | | | | | | | | | | | | | | | | | | | | | | | | | | | | | | | | | | | | | | | | | | | | | | | | | | | | | | | | | | | | | | | | | | | | | | | |
| <div>450</div> <div>JOSE VALENTIN</div> <div>SS</div> <div>HT: 5'10" WT: 175 BATS: BOTH THROWS: RIGHT</div> <div>BORN: 10-12-1969, Manati, P.R.</div> <div>1997 MILWAUKEE BREWERS BATTING RECORD</div> <table><tr><td>G</td><td>AB</td><td>R</td><td>H</td><td>2B</td><td>3B</td><td>HR</td><td>RBI</td><td>SB</td><td>SLG</td><td>BB</td><td>SO</td><td>AVG</td></tr><tr><td>136</td><td>494</td><td>58</td><td>125</td><td>23</td><td>1</td><td>17</td><td>58</td><td>19</td><td>.407</td><td>39</td><td>109</td><td>.253</td></tr></table> <div>CARDBOARD BASEBALL RATINGS</div> <table><tr><td>AVG</td><td>H</td><td>2B</td><td>3B</td><td>HR</td><td>RBI</td><td>SB</td></tr><tr><td>.253</td><td>125</td><td>23</td><td>1</td><td>17</td><td>5</td><td>2</td></tr></table> <div>DEFENSE RATING</div> <div>SS: </div> | | | | | | | | | | | | | G | AB | R | H | 2B | 3B | HR | RBI | SB | SLG | BB | SO | AVG | 136 | 494 | 58 | 125 | 23 | 1 | 17 | 58 | 19 | .407 | 39 | 109 | .253 | AVG | H | 2B | 3B | HR | RBI | SB | .253 | 125 | 23 | 1 | 17 | 5 | 2 | <div>454</div> <div>ROBIN VENTURA</div> <div>3B</div> <div>HT: 6'1" WT: 185 BATS: LEFT THROWS: RIGHT</div> <div>BORN: 7-14-1967, Santa Maria, CA</div> <div>1997 CHICAGO WHITE SOX BATTING RECORD</div> <table><tr><td>G</td><td>AB</td><td>R</td><td>H</td><td>2B</td><td>3B</td><td>HR</td><td>RBI</td><td>SB</td><td>SLG</td><td>BB</td><td>SO</td><td>AVG</td></tr><tr><td>54</td><td>183</td><td>27</td><td>48</td><td>10</td><td>1</td><td>6</td><td>26</td><td>0</td><td>.426</td><td>34</td><td>21</td><td>.262</td></tr></table> <div>CARDBOARD BASEBALL RATINGS</div> <table><tr><td>AVG</td><td>H</td><td>2B</td><td>3B</td><td>HR</td><td>RBI</td><td>SB</td></tr><tr><td>.262</td><td>48</td><td>10</td><td>1</td><td>6</td><td>2</td><td>1</td></tr></table> <div>DEFENSE RATING</div> <div>3B: </div> | | | | | | | | | | | | | G | AB | R | H | 2B | 3B | HR | RBI | SB | SLG | BB | SO | AVG | 54 | 183 | 27 | 48 | 10 | 1 | 6 | 26 | 0 | .426 | 34 | 21 | .262 | AVG | H | 2B | 3B | HR | RBI | SB | .262 | 48 | 10 | 1 | 6 | 2 | 1 |
| G | AB | R | H | 2B | 3B | HR | RBI | SB | SLG | BB | SO | AVG | | | | | | | | | | | | | | | | | | | | | | | | | | | | | | | | | | | | | | | | | | | | | | | | | | | | | | | | | | | | | | | | | | | | | | | | | | | | | | | | | | | | | | | | | | | | | |
| 136 | 494 | 58 | 125 | 23 | 1 | 17 | 58 | 19 | .407 | 39 | 109 | .253 | | | | | | | | | | | | | | | | | | | | | | | | | | | | | | | | | | | | | | | | | | | | | | | | | | | | | | | | | | | | | | | | | | | | | | | | | | | | | | | | | | | | | | | | | | | | | |
| AVG | H | 2B | 3B | HR | RBI | SB | | | | | | | | | | | | | | | | | | | | | | | | | | | | | | | | | | | | | | | | | | | | | | | | | | | | | | | | | | | | | | | | | | | | | | | | | | | | | | | | | | | | | | | | | | | | | | | | | | | |
| .253 | 125 | 23 | 1 | 17 | 5 | 2 | | | | | | | | | | | | | | | | | | | | | | | | | | | | | | | | | | | | | | | | | | | | | | | | | | | | | | | | | | | | | | | | | | | | | | | | | | | | | | | | | | | | | | | | | | | | | | | | | | | |
| G | AB | R | H | 2B | 3B | HR | RBI | SB | SLG | BB | SO | AVG | | | | | | | | | | | | | | | | | | | | | | | | | | | | | | | | | | | | | | | | | | | | | | | | | | | | | | | | | | | | | | | | | | | | | | | | | | | | | | | | | | | | | | | | | | | | | |
| 54 | 183 | 27 | 48 | 10 | 1 | 6 | 26 | 0 | .426 | 34 | 21 | .262 | | | | | | | | | | | | | | | | | | | | | | | | | | | | | | | | | | | | | | | | | | | | | | | | | | | | | | | | | | | | | | | | | | | | | | | | | | | | | | | | | | | | | | | | | | | | | |
| AVG | H | 2B | 3B | HR | RBI | SB | | | | | | | | | | | | | | | | | | | | | | | | | | | | | | | | | | | | | | | | | | | | | | | | | | | | | | | | | | | | | | | | | | | | | | | | | | | | | | | | | | | | | | | | | | | | | | | | | | | |
| .262 | 48 | 10 | 1 | 6 | 2 | 1 | | | | | | | | | | | | | | | | | | | | | | | | | | | | | | | | | | | | | | | | | | | | | | | | | | | | | | | | | | | | | | | | | | | | | | | | | | | | | | | | | | | | | | | | | | | | | | | | | | | |
| <div>451</div> <div>JOHN VANDER WAL</div> <div>OF-1B</div> <div>HT: 6'1" WT: 180 BATS: LEFT THROWS: LEFT</div> <div>BORN: 4-29-1966, Grand Rapids, MI</div> <div>1997 COLORADO ROCKIES BATTING RECORD</div> <table><tr><td>G</td><td>AB</td><td>R</td><td>H</td><td>2B</td><td>3B</td><td>HR</td><td>RBI</td><td>SB</td><td>SLG</td><td>BB</td><td>SO</td><td>AVG</td></tr><tr><td>76</td><td>92</td><td>7</td><td>16</td><td>2</td><td>0</td><td>1</td><td>11</td><td>1</td><td>.228</td><td>10</td><td>33</td><td>.174</td></tr></table> <div>CARDBOARD BASEBALL RATINGS</div> <table><tr><td>AVG</td><td>H</td><td>2B</td><td>3B</td><td>HR</td><td>RBI</td><td>SB</td></tr><tr><td>.174</td><td>16</td><td>2</td><td>0</td><td>1</td><td>1</td><td>1</td></tr></table> <div>DEFENSE RATING</div> <div>OF: </div> <div>1B: </div> | | | | | | | | | | | | | G | AB | R | H | 2B | 3B | HR | RBI | SB | SLG | BB | SO | AVG | 76 | 92 | 7 | 16 | 2 | 0 | 1 | 11 | 1 | .228 | 10 | 33 | .174 | AVG | H | 2B | 3B | HR | RBI | SB | .174 | 16 | 2 | 0 | 1 | 1 | 1 | <div>455</div> <div>QUILVIO VERAS</div> <div>2B</div> <div>HT: 5'9" WT: 166 BATS: BOTH THROWS: RIGHT</div> <div>BORN: 4-3-1971, Santo Domingo, D.R.</div> <div>1997 SAN DIEGO PADRES BATTING RECORD</div> <table><tr><td>G</td><td>AB</td><td>R</td><td>H</td><td>2B</td><td>3B</td><td>HR</td><td>RBI</td><td>SB</td><td>SLG</td><td>BB</td><td>SO</td><td>AVG</td></tr><tr><td>145</td><td>539</td><td>74</td><td>143</td><td>23</td><td>1</td><td>3</td><td>45</td><td>33</td><td>.328</td><td>72</td><td>84</td><td>.265</td></tr></table> <div>CARDBOARD BASEBALL RATINGS</div> <table><tr><td>AVG</td><td>H</td><td>2B</td><td>3B</td><td>HR</td><td>RBI</td><td>SB</td></tr><tr><td>.265</td><td>143</td><td>23</td><td>1</td><td>3</td><td>4</td><td>3</td></tr></table> <div>DEFENSE RATING</div> <div>2B: </div> | | | | | | | | | | | | | G | AB | R | H | 2B | 3B | HR | RBI | SB | SLG | BB | SO | AVG | 145 | 539 | 74 | 143 | 23 | 1 | 3 | 45 | 33 | .328 | 72 | 84 | .265 | AVG | H | 2B | 3B | HR | RBI | SB | .265 | 143 | 23 | 1 | 3 | 4 | 3 |
| G | AB | R | H | 2B | 3B | HR | RBI | SB | SLG | BB | SO | AVG | | | | | | | | | | | | | | | | | | | | | | | | | | | | | | | | | | | | | | | | | | | | | | | | | | | | | | | | | | | | | | | | | | | | | | | | | | | | | | | | | | | | | | | | | | | | | |
| 76 | 92 | 7 | 16 | 2 | 0 | 1 | 11 | 1 | .228 | 10 | 33 | .174 | | | | | | | | | | | | | | | | | | | | | | | | | | | | | | | | | | | | | | | | | | | | | | | | | | | | | | | | | | | | | | | | | | | | | | | | | | | | | | | | | | | | | | | | | | | | | |
| AVG | H | 2B | 3B | HR | RBI | SB | | | | | | | | | | | | | | | | | | | | | | | | | | | | | | | | | | | | | | | | | | | | | | | | | | | | | | | | | | | | | | | | | | | | | | | | | | | | | | | | | | | | | | | | | | | | | | | | | | | |
| .174 | 16 | 2 | 0 | 1 | 1 | 1 | | | | | | | | | | | | | | | | | | | | | | | | | | | | | | | | | | | | | | | | | | | | | | | | | | | | | | | | | | | | | | | | | | | | | | | | | | | | | | | | | | | | | | | | | | | | | | | | | | | |
| G | AB | R | H | 2B | 3B | HR | RBI | SB | SLG | BB | SO | AVG | | | | | | | | | | | | | | | | | | | | | | | | | | | | | | | | | | | | | | | | | | | | | | | | | | | | | | | | | | | | | | | | | | | | | | | | | | | | | | | | | | | | | | | | | | | | | |
| 145 | 539 | 74 | 143 | 23 | 1 | 3 | 45 | 33 | .328 | 72 | 84 | .265 | | | | | | | | | | | | | | | | | | | | | | | | | | | | | | | | | | | | | | | | | | | | | | | | | | | | | | | | | | | | | | | | | | | | | | | | | | | | | | | | | | | | | | | | | | | | | |
| AVG | H | 2B | 3B | HR | RBI | SB | | | | | | | | | | | | | | | | | | | | | | | | | | | | | | | | | | | | | | | | | | | | | | | | | | | | | | | | | | | | | | | | | | | | | | | | | | | | | | | | | | | | | | | | | | | | | | | | | | | |
| .265 | 143 | 23 | 1 | 3 | 4 | 3 | | | | | | | | | | | | | | | | | | | | | | | | | | | | | | | | | | | | | | | | | | | | | | | | | | | | | | | | | | | | | | | | | | | | | | | | | | | | | | | | | | | | | | | | | | | | | | | | | | | |
| <div>452</div> <div>GREG VAUGHN</div> <div>OF</div> <div>HT: 6'0" WT: 195 BATS: RIGHT THROWS: RIGHT</div> <div>BORN: 7-3-1965, Sacramento, CA</div> <div>1997 SAN DIEGO PADRES BATTING RECORD</div> <table><tr><td>G</td><td>AB</td><td>R</td><td>H</td><td>2B</td><td>3B</td><td>HR</td><td>RBI</td><td>SB</td><td>SLG</td><td>BB</td><td>SO</td><td>AVG</td></tr><tr><td>120</td><td>361</td><td>60</td><td>78</td><td>10</td><td>0</td><td>18</td><td>57</td><td>7</td><td>.393</td><td>56</td><td>110</td><td>.216</td></tr></table> <div>CARDBOARD BASEBALL RATINGS</div> <table><tr><td>AVG</td><td>H</td><td>2B</td><td>3B</td><td>HR</td><td>RBI</td><td>SB</td></tr><tr><td>.216</td><td>78</td><td>10</td><td>0</td><td>18</td><td>5</td><td>1</td></tr></table> <div>DEFENSE RATING</div> <div>OF: </div> | | | | | | | | | | | | | G | AB | R | H | 2B | 3B | HR | RBI | SB | SLG | BB | SO | AVG | 120 | 361 | 60 | 78 | 10 | 0 | 18 | 57 | 7 | .393 | 56 | 110 | .216 | AVG | H | 2B | 3B | HR | RBI | SB | .216 | 78 | 10 | 0 | 18 | 5 | 1 | <div>456</div> <div>JOSE VIDRO</div> <div>3B-2B</div> <div>HT: 5'11" WT: 175 BATS: BOTH THROWS: RIGHT</div> <div>BORN: 8-27-1974, Mayaguez, P.R.</div> <div>1997 MONTREAL EXPOS BATTING RECORD</div> <table><tr><td>G</td><td>AB</td><td>R</td><td>H</td><td>2B</td><td>3B</td><td>HR</td><td>RBI</td><td>SB</td><td>SLG</td><td>BB</td><td>SO</td><td>AVG</td></tr><tr><td>67</td><td>169</td><td>19</td><td>42</td><td>12</td><td>1</td><td>2</td><td>17</td><td>1</td><td>.367</td><td>11</td><td>20</td><td>.249</td></tr></table> <div>CARDBOARD BASEBALL RATINGS</div> <table><tr><td>AVG</td><td>H</td><td>2B</td><td>3B</td><td>HR</td><td>RBI</td><td>SB</td></tr><tr><td>.249</td><td>42</td><td>12</td><td>1</td><td>2</td><td>1</td><td>1</td></tr></table> <div>DEFENSE RATING</div> <div>3B: </div> <div>2B: </div> | | | | | | | | | | | | | G | AB | R | H | 2B | 3B | HR | RBI | SB | SLG | BB | SO | AVG | 67 | 169 | 19 | 42 | 12 | 1 | 2 | 17 | 1 | .367 | 11 | 20 | .249 | AVG | H | 2B | 3B | HR | RBI | SB | .249 | 42 | 12 | 1 | 2 | 1 | 1 |
| G | AB | R | H | 2B | 3B | HR | RBI | SB | SLG | BB | SO | AVG | | | | | | | | | | | | | | | | | | | | | | | | | | | | | | | | | | | | | | | | | | | | | | | | | | | | | | | | | | | | | | | | | | | | | | | | | | | | | | | | | | | | | | | | | | | | | |
| 120 | 361 | 60 | 78 | 10 | 0 | 18 | 57 | 7 | .393 | 56 | 110 | .216 | | | | | | | | | | | | | | | | | | | | | | | | | | | | | | | | | | | | | | | | | | | | | | | | | | | | | | | | | | | | | | | | | | | | | | | | | | | | | | | | | | | | | | | | | | | | | |
| AVG | H | 2B | 3B | HR | RBI | SB | | | | | | | | | | | | | | | | | | | | | | | | | | | | | | | | | | | | | | | | | | | | | | | | | | | | | | | | | | | | | | | | | | | | | | | | | | | | | | | | | | | | | | | | | | | | | | | | | | | |
| .216 | 78 | 10 | 0 | 18 | 5 | 1 | | | | | | | | | | | | | | | | | | | | | | | | | | | | | | | | | | | | | | | | | | | | | | | | | | | | | | | | | | | | | | | | | | | | | | | | | | | | | | | | | | | | | | | | | | | | | | | | | | | |
| G | AB | R | H | 2B | 3B | HR | RBI | SB | SLG | BB | SO | AVG | | | | | | | | | | | | | | | | | | | | | | | | | | | | | | | | | | | | | | | | | | | | | | | | | | | | | | | | | | | | | | | | | | | | | | | | | | | | | | | | | | | | | | | | | | | | | |
| 67 | 169 | 19 | 42 | 12 | 1 | 2 | 17 | 1 | .367 | 11 | 20 | .249 | | | | | | | | | | | | | | | | | | | | | | | | | | | | | | | | | | | | | | | | | | | | | | | | | | | | | | | | | | | | | | | | | | | | | | | | | | | | | | | | | | | | | | | | | | | | | |
| AVG | H | 2B | 3B | HR | RBI | SB | | | | | | | | | | | | | | | | | | | | | | | | | | | | | | | | | | | | | | | | | | | | | | | | | | | | | | | | | | | | | | | | | | | | | | | | | | | | | | | | | | | | | | | | | | | | | | | | | | | |
| .249 | 42 | 12 | 1 | 2 | 1 | 1 | | | | | | | | | | | | | | | | | | | | | | | | | | | | | | | | | | | | | | | | | | | | | | | | | | | | | | | | | | | | | | | | | | | | | | | | | | | | | | | | | | | | | | | | | | | | | | | | | | | |


| | | | | | | | | | | | | | |
|---|---------------|----|----|----|----|----|-----|-----|------|----|----|------|----|
| 457 | FERNANDO VINA | | | | | | | | | | | | 2B |
| HT: 5'9" WT: 170 BATS: LEFT THROWS: RIGHT BORN: 4-16-1969, Sacramento, CA | | | | | | | | | | | | | |
| 1997 MILWAUKEE BREWERS BATTING RECORD | | | | | | | | | | | | | |
| G | AB | R | H | 2B | 3B | HR | RBI | SB | SLG | BB | SO | AVG | |
| 79 | 324 | 37 | 89 | 12 | 2 | 4 | 28 | 8 | .361 | 12 | 23 | .275 | |
| CARDBOARD BASEBALL RATINGS | | | | | | | | | | | | | |
| AVG | H | | | 2B | 3B | | HR | RBI | | SB | | | |
| .275 | 89 | | | 12 | 2 | | 4 | 2 | | 1 | | | |
| DEFENSE RATING | | | | | | | | | | | | | |
| 2B:  | | | | | | | | | | | | | |


| | | | | | | | | | | | | | |
|---|------------|----|----|----|----|----|-----|-----|------|----|----|------|----------|
| 461 | JACK VOIGT | | | | | | | | | | | | OF-1B-3B |
| HT: 6'1" WT: 170 BATS: RIGHT THROWS: RIGHT BORN: 5-17-1966, Sarasota, FL | | | | | | | | | | | | | |
| 1997 MILWAUKEE BREWERS BATTING RECORD | | | | | | | | | | | | | |
| G | AB | R | H | 2B | 3B | HR | RBI | SB | SLG | BB | SO | AVG | |
| 72 | 151 | 20 | 37 | 9 | 2 | 8 | 22 | 1 | .490 | 19 | 36 | .245 | |
| CARDBOARD BASEBALL RATINGS | | | | | | | | | | | | | |
| AVG | H | | | 2B | 3B | | HR | RBI | | SB | | | |
| .245 | 37 | | | 9 | 2 | | 8 | 2 | | 1 | | | |
| DEFENSE RATING | | | | | | | | | | | | | |
| OF:  1B:  3B:  | | | | | | | | | | | | | |



| | | | | | | | | | | | | | |
|---|--------------|----|----|----|----|----|-----|-----|------|----|----|------|----|
| 458 | JOE VITIELLO | | | | | | | | | | | | OF |
| HT: 6'2" WT: 215 BATS: RIGHT THROWS: RIGHT BORN: 4-11-1970, Cambridge, MA | | | | | | | | | | | | | |
| 1997 KANSAS CITY ROYALS BATTING RECORD | | | | | | | | | | | | | |
| G | AB | R | H | 2B | 3B | HR | RBI | SB | SLG | BB | SO | AVG | |
| 51 | 130 | 11 | 31 | 6 | 0 | 5 | 18 | 0 | .400 | 14 | 37 | .238 | |
| CARDBOARD BASEBALL RATINGS | | | | | | | | | | | | | |
| AVG | H | | | 2B | 3B | | HR | RBI | | SB | | | |
| .238 | 31 | | | 6 | 0 | | 5 | 1 | | 1 | | | |
| DEFENSE RATING | | | | | | | | | | | | | |
| OF:  | | | | | | | | | | | | | |


















| | | | | | | | | | | | | | |
|---|--------------|----|----|----|----|----|-----|-----|------|----|----|------|---|
| 462 | MATT WALBECK | | | | | | | | | | | | C |
| HT: 5'11" WT: 195 BATS: BOTH THROWS: RIGHT BORN: 10-2-1969, Sacramento, CA | | | | | | | | | | | | | |
| 1997 DETROIT TIGERS BATTING RECORD | | | | | | | | | | | | | |
| G | AB | R | H | 2B | 3B | HR | RBI | SB | SLG | BB | SO | AVG | |
| 47 | 137 | 18 | 38 | 3 | 0 | 3 | 10 | 3 | .365 | 12 | 19 | .277 | |
| CARDBOARD BASEBALL RATINGS | | | | | | | | | | | | | |
| AVG | H | | | 2B | 3B | | HR | RBI | | SB | | | |
| .277 | 38 | | | 3 | 0 | | 3 | 1 | | 1 | | | |
| DEFENSE RATING | | | | | | | | | | | | | |












| | | | | | | | | | | | | | |
|---|---------------|----|-----|----|----|----|-----|-----|------|----|----|------|-------|
| 459 | JOSE VIZCAINO | | | | | | | | | | | | SS-2B |
| HT: 6'1" WT: 150 BATS: BOTH THROWS: RIGHT BORN: 3-26-1968, San Cristobal, D.R. | | | | | | | | | | | | | |
| 1997 SAN FRANCISCO GIANTS BATTING RECORD | | | | | | | | | | | | | |
| G | AB | R | H | 2B | 3B | HR | RBI | SB | SLG | BB | SO | AVG | |
| 151 | 568 | 77 | 151 | 19 | 7 | 5 | 50 | 8 | .350 | 48 | 87 | .266 | |
| CARDBOARD BASEBALL RATINGS | | | | | | | | | | | | | |
| AVG | H | | | 2B | 3B | | HR | RBI | | SB | | | |
| .266 | 151 | | | 19 | 7 | | 5 | 5 | | 1 | | | |
| DEFENSE RATING | | | | | | | | | | | | | |
| SS:  2B:  | | | | | | | | | | | | | |
























| | | | | | | | | | | | | | |
|---|--------------|-----|-----|----|----|----|-----|-----|------|----|----|------|----|
| 463 | LARRY WALKER | | | | | | | | | | | | OF |
| HT: 6'2" WT: 185 BATS: LEFT THROWS: RIGHT BORN: 12-1-1966, Maple Ridge, BC, CAN | | | | | | | | | | | | | |
| 1997 COLORADO ROCKIES BATTING RECORD | | | | | | | | | | | | | |
| G | AB | R | H | 2B | 3B | HR | RBI | SB | SLG | BB | SO | AVG | |
| 153 | 568 | 143 | 208 | 46 | 4 | 49 | 130 | 33 | .720 | 78 | 90 | .366 | |
| CARDBOARD BASEBALL RATINGS | | | | | | | | | | | | | |
| AVG | H | | | 2B | 3B | | HR | RBI | | SB | | | |
| .366 | 208 | | | 46 | 4 | | 49 | 13 | | 3 | | | |
| DEFENSE RATING | | | | | | | | | | | | | |
| OF:  | | | | | | | | | | | | | |

| | | | | | | | | | | | | | |
|---|--------------|----|-----|----|----|----|-----|-----|------|----|----|------|----|
| 460 | OMAR VIZQUEL | | | | | | | | | | | | SS |
| HT: 5'9" WT: 175 BATS: BOTH THROWS: RIGHT BORN: 4-24-1967, Caracas, Venezuela | | | | | | | | | | | | | |
| 1997 CLEVELAND INDIANS BATTING RECORD | | | | | | | | | | | | | |
| G | AB | R | H | 2B | 3B | HR | RBI | SB | SLG | BB | SO | AVG | |
| 153 | 565 | 89 | 158 | 23 | 6 | 5 | 49 | 43 | .368 | 57 | 58 | .280 | |
| CARDBOARD BASEBALL RATINGS | | | | | | | | | | | | | |
| AVG | H | | | 2B | 3B | | HR | RBI | | SB | | | |
| .280 | 158 | | | 23 | 6 | | 5 | 4 | | 4 | | | |
| DEFENSE RATING | | | | | | | | | | | | | |
| SS:  | | | | | | | | | | | | | |

| | | | | | | | | | | | | | |
|--|-------------|----|----|----|----|----|-----|-----|------|----|----|------|-------|
| 464 | TODD WALKER | | | | | | | | | | | | 3B-2B |
| HT: 6'0" WT: 180 BATS: LEFT THROWS: RIGHT BORN: 5-25-1973, Bakersfield, CA | | | | | | | | | | | | | |
| 1997 MINNESOTA TWINS BATTING RECORD | | | | | | | | | | | | | |
| G | AB | R | H | 2B | 3B | HR | RBI | SB | SLG | BB | SO | AVG | |
| 52 | 156 | 15 | 37 | 7 | 1 | 3 | 16 | 7 | .353 | 11 | 30 | .237 | |
| CARDBOARD BASEBALL RATINGS | | | | | | | | | | | | | |
| AVG | H | | | 2B | 3B | | HR | RBI | | SB | | | |
| .237 | 37 | | | 7 | 1 | | 3 | 1 | | 1 | | | |
| DEFENSE RATING | | | | | | | | | | | | | |
| 3B:  2B:  | | | | | | | | | | | | | |

| | | | | | | | | | | | | | | | | | | | | | | | | | | | | | | | | | | | | | | | | | | | | | | | | | | | | | | | | | | | | | | | | | | | | | | | | | | | | | | | | | | | | | | | | | | | | | | | | | | | | | | | | | |
|---|-----|----|-----|----|-----|----|-----|----|------|----|-----|------|---|----|---|---|----|----|----|-----|----|-----|----|----|-----|----|-----|----|----|----|---|---|----|---|------|----|----|------|-----|---|----|----|----|-----|----|------|----|----|---|---|---|---|---|--|--|--|--|--|--|--|--|--|--|--|--|---|----|---|---|----|----|----|-----|----|-----|----|----|-----|-----|-----|----|-----|----|---|----|----|----|------|----|-----|------|-----|---|----|----|----|-----|----|------|-----|----|---|----|---|---|
| <div>465</div> <div>JEROME WALTON</div> <div>OF-1B</div> <div>HT: 6'1" WT: 175 BATS: RIGHT THROWS: RIGHT</div> <div>BORN: 7-8-1965, Newnan, GA</div> <div>1997 BALTIMORE ORIOLES BATTING RECORD</div> <table><tr><td>G</td><td>AB</td><td>R</td><td>H</td><td>2B</td><td>3B</td><td>HR</td><td>RBI</td><td>SB</td><td>SLG</td><td>BB</td><td>SO</td><td>AVG</td></tr><tr><td>26</td><td>68</td><td>8</td><td>20</td><td>1</td><td>0</td><td>3</td><td>9</td><td>0</td><td>.441</td><td>4</td><td>10</td><td>.294</td></tr></table> <div>CARDBOARD BASEBALL RATINGS</div> <table><tr><td>AVG</td><td>H</td><td>2B</td><td>3B</td><td>HR</td><td>RBI</td><td>SB</td></tr><tr><td>.294</td><td>20</td><td>1</td><td>0</td><td>3</td><td>0</td><td>1</td></tr></table> <div>DEFENSE RATING</div> <div>OF:   1B: </div> | | | | | | | | | | | | | G | AB | R | H | 2B | 3B | HR | RBI | SB | SLG | BB | SO | AVG | 26 | 68 | 8 | 20 | 1 | 0 | 3 | 9 | 0 | .441 | 4 | 10 | .294 | AVG | H | 2B | 3B | HR | RBI | SB | .294 | 20 | 1 | 0 | 3 | 0 | 1 | <div>469</div> <div>WALT WEISS</div> <div>SS</div> <div>HT: 6'0" WT: 175 BATS: BOTH THROWS: RIGHT</div> <div>BORN: 11-28-1963, Tuxedo, NY</div> <div>1997 COLORADO ROCKIES BATTING RECORD</div> <table><tr><td>G</td><td>AB</td><td>R</td><td>H</td><td>2B</td><td>3B</td><td>HR</td><td>RBI</td><td>SB</td><td>SLG</td><td>BB</td><td>SO</td><td>AVG</td></tr><tr><td>121</td><td>393</td><td>52</td><td>106</td><td>23</td><td>5</td><td>4</td><td>38</td><td>5</td><td>.384</td><td>66</td><td>56</td><td>.270</td></tr></table> <div>CARDBOARD BASEBALL RATINGS</div> <table><tr><td>AVG</td><td>H</td><td>2B</td><td>3B</td><td>HR</td><td>RBI</td><td>SB</td></tr><tr><td>.270</td><td>106</td><td>23</td><td>5</td><td>4</td><td>3</td><td>1</td></tr></table> <div>DEFENSE RATING</div> <div>SS:   </div> | | | | | | | | | | | | | G | AB | R | H | 2B | 3B | HR | RBI | SB | SLG | BB | SO | AVG | 121 | 393 | 52 | 106 | 23 | 5 | 4 | 38 | 5 | .384 | 66 | 56 | .270 | AVG | H | 2B | 3B | HR | RBI | SB | .270 | 106 | 23 | 5 | 4 | 3 | 1 |
| G | AB | R | H | 2B | 3B | HR | RBI | SB | SLG | BB | SO | AVG | | | | | | | | | | | | | | | | | | | | | | | | | | | | | | | | | | | | | | | | | | | | | | | | | | | | | | | | | | | | | | | | | | | | | | | | | | | | | | | | | | | | | | | | | | | | | |
| 26 | 68 | 8 | 20 | 1 | 0 | 3 | 9 | 0 | .441 | 4 | 10 | .294 | | | | | | | | | | | | | | | | | | | | | | | | | | | | | | | | | | | | | | | | | | | | | | | | | | | | | | | | | | | | | | | | | | | | | | | | | | | | | | | | | | | | | | | | | | | | | |
| AVG | H | 2B | 3B | HR | RBI | SB | | | | | | | | | | | | | | | | | | | | | | | | | | | | | | | | | | | | | | | | | | | | | | | | | | | | | | | | | | | | | | | | | | | | | | | | | | | | | | | | | | | | | | | | | | | | | | | | | | | |
| .294 | 20 | 1 | 0 | 3 | 0 | 1 | | | | | | | | | | | | | | | | | | | | | | | | | | | | | | | | | | | | | | | | | | | | | | | | | | | | | | | | | | | | | | | | | | | | | | | | | | | | | | | | | | | | | | | | | | | | | | | | | | | |
| G | AB | R | H | 2B | 3B | HR | RBI | SB | SLG | BB | SO | AVG | | | | | | | | | | | | | | | | | | | | | | | | | | | | | | | | | | | | | | | | | | | | | | | | | | | | | | | | | | | | | | | | | | | | | | | | | | | | | | | | | | | | | | | | | | | | | |
| 121 | 393 | 52 | 106 | 23 | 5 | 4 | 38 | 5 | .384 | 66 | 56 | .270 | | | | | | | | | | | | | | | | | | | | | | | | | | | | | | | | | | | | | | | | | | | | | | | | | | | | | | | | | | | | | | | | | | | | | | | | | | | | | | | | | | | | | | | | | | | | | |
| AVG | H | 2B | 3B | HR | RBI | SB | | | | | | | | | | | | | | | | | | | | | | | | | | | | | | | | | | | | | | | | | | | | | | | | | | | | | | | | | | | | | | | | | | | | | | | | | | | | | | | | | | | | | | | | | | | | | | | | | | | |
| .270 | 106 | 23 | 5 | 4 | 3 | 1 | | | | | | | | | | | | | | | | | | | | | | | | | | | | | | | | | | | | | | | | | | | | | | | | | | | | | | | | | | | | | | | | | | | | | | | | | | | | | | | | | | | | | | | | | | | | | | | | | | | |
| <div>466</div> <div>TURNER WARD</div> <div>OF</div> <div>HT: 6'2" WT: 200 BATS: BOTH THROWS: RIGHT</div> <div>BORN: 4-11-1965, Orlando, FL</div> <div>1997 PITTSBURGH PIRATES BATTING RECORD</div> <table><tr><td>G</td><td>AB</td><td>R</td><td>H</td><td>2B</td><td>3B</td><td>HR</td><td>RBI</td><td>SB</td><td>SLG</td><td>BB</td><td>SO</td><td>AVG</td></tr><tr><td>71</td><td>167</td><td>33</td><td>59</td><td>16</td><td>1</td><td>7</td><td>33</td><td>4</td><td>.587</td><td>18</td><td>17</td><td>.353</td></tr></table> <div>CARDBOARD BASEBALL RATINGS</div> <table><tr><td>AVG</td><td>H</td><td>2B</td><td>3B</td><td>HR</td><td>RBI</td><td>SB</td></tr><tr><td>.353</td><td>59</td><td>16</td><td>1</td><td>7</td><td>3</td><td>1</td></tr></table> <div>DEFENSE RATING</div> <div>OF: </div> | | | | | | | | | | | | | G | AB | R | H | 2B | 3B | HR | RBI | SB | SLG | BB | SO | AVG | 71 | 167 | 33 | 59 | 16 | 1 | 7 | 33 | 4 | .587 | 18 | 17 | .353 | AVG | H | 2B | 3B | HR | RBI | SB | .353 | 59 | 16 | 1 | 7 | 3 | 1 | <div>470</div> <div>DEVON WHITE</div> <div>OF</div> <div>HT: 6'1" WT: 170 BATS: BOTH THROWS: RIGHT</div> <div>BORN: 12-29-1962, Kingston, Jamaica</div> <div>1997 FLORIDA MARLINS BATTING RECORD</div> <table><tr><td>G</td><td>AB</td><td>R</td><td>H</td><td>2B</td><td>3B</td><td>HR</td><td>RBI</td><td>SB</td><td>SLG</td><td>BB</td><td>SO</td><td>AVG</td></tr><tr><td>74</td><td>265</td><td>37</td><td>65</td><td>13</td><td>1</td><td>6</td><td>34</td><td>13</td><td>.370</td><td>32</td><td>65</td><td>.245</td></tr></table> <div>CARDBOARD BASEBALL RATINGS</div> <table><tr><td>AVG</td><td>H</td><td>2B</td><td>3B</td><td>HR</td><td>RBI</td><td>SB</td></tr><tr><td>.245</td><td>65</td><td>13</td><td>1</td><td>6</td><td>3</td><td>1</td></tr></table> <div>DEFENSE RATING</div> <div>OF:  </div> | | | | | | | | | | | | | G | AB | R | H | 2B | 3B | HR | RBI | SB | SLG | BB | SO | AVG | 74 | 265 | 37 | 65 | 13 | 1 | 6 | 34 | 13 | .370 | 32 | 65 | .245 | AVG | H | 2B | 3B | HR | RBI | SB | .245 | 65 | 13 | 1 | 6 | 3 | 1 |
| G | AB | R | H | 2B | 3B | HR | RBI | SB | SLG | BB | SO | AVG | | | | | | | | | | | | | | | | | | | | | | | | | | | | | | | | | | | | | | | | | | | | | | | | | | | | | | | | | | | | | | | | | | | | | | | | | | | | | | | | | | | | | | | | | | | | | |
| 71 | 167 | 33 | 59 | 16 | 1 | 7 | 33 | 4 | .587 | 18 | 17 | .353 | | | | | | | | | | | | | | | | | | | | | | | | | | | | | | | | | | | | | | | | | | | | | | | | | | | | | | | | | | | | | | | | | | | | | | | | | | | | | | | | | | | | | | | | | | | | | |
| AVG | H | 2B | 3B | HR | RBI | SB | | | | | | | | | | | | | | | | | | | | | | | | | | | | | | | | | | | | | | | | | | | | | | | | | | | | | | | | | | | | | | | | | | | | | | | | | | | | | | | | | | | | | | | | | | | | | | | | | | | |
| .353 | 59 | 16 | 1 | 7 | 3 | 1 | | | | | | | | | | | | | | | | | | | | | | | | | | | | | | | | | | | | | | | | | | | | | | | | | | | | | | | | | | | | | | | | | | | | | | | | | | | | | | | | | | | | | | | | | | | | | | | | | | | |
| G | AB | R | H | 2B | 3B | HR | RBI | SB | SLG | BB | SO | AVG | | | | | | | | | | | | | | | | | | | | | | | | | | | | | | | | | | | | | | | | | | | | | | | | | | | | | | | | | | | | | | | | | | | | | | | | | | | | | | | | | | | | | | | | | | | | | |
| 74 | 265 | 37 | 65 | 13 | 1 | 6 | 34 | 13 | .370 | 32 | 65 | .245 | | | | | | | | | | | | | | | | | | | | | | | | | | | | | | | | | | | | | | | | | | | | | | | | | | | | | | | | | | | | | | | | | | | | | | | | | | | | | | | | | | | | | | | | | | | | | |
| AVG | H | 2B | 3B | HR | RBI | SB | | | | | | | | | | | | | | | | | | | | | | | | | | | | | | | | | | | | | | | | | | | | | | | | | | | | | | | | | | | | | | | | | | | | | | | | | | | | | | | | | | | | | | | | | | | | | | | | | | | |
| .245 | 65 | 13 | 1 | 6 | 3 | 1 | | | | | | | | | | | | | | | | | | | | | | | | | | | | | | | | | | | | | | | | | | | | | | | | | | | | | | | | | | | | | | | | | | | | | | | | | | | | | | | | | | | | | | | | | | | | | | | | | | | |
| <div>467</div> <div>LENNY WEBSTER</div> <div>C</div> <div>HT: 5'9" WT: 185 BATS: RIGHT THROWS: RIGHT</div> <div>BORN: 2-10-1965, New Orleans, LA</div> <div>1997 BALTIMORE ORIOLES BATTING RECORD</div> <table><tr><td>G</td><td>AB</td><td>R</td><td>H</td><td>2B</td><td>3B</td><td>HR</td><td>RBI</td><td>SB</td><td>SLG</td><td>BB</td><td>SO</td><td>AVG</td></tr><tr><td>98</td><td>259</td><td>29</td><td>66</td><td>8</td><td>1</td><td>7</td><td>37</td><td>0</td><td>.375</td><td>22</td><td>46</td><td>.255</td></tr></table> <div>CARDBOARD BASEBALL RATINGS</div> <table><tr><td>AVG</td><td>H</td><td>2B</td><td>3B</td><td>HR</td><td>RBI</td><td>SB</td></tr><tr><td>.255</td><td>66</td><td>8</td><td>1</td><td>7</td><td>3</td><td>1</td></tr></table> <div>DEFENSE RATING</div> | | | | | | | | | | | | | G | AB | R | H | 2B | 3B | HR | RBI | SB | SLG | BB | SO | AVG | 98 | 259 | 29 | 66 | 8 | 1 | 7 | 37 | 0 | .375 | 22 | 46 | .255 | AVG | H | 2B | 3B | HR | RBI | SB | .255 | 66 | 8 | 1 | 7 | 3 | 1 | <div>471</div> <div>MARK WHITEN</div> <div>OF</div> <div>HT: 6'3" WT: 210 BATS: BOTH THROWS: RIGHT</div> <div>BORN: 11-25-1966, Pensacola, FL</div> <div>1997 NEW YORK YANKEES BATTING RECORD</div> <table><tr><td>G</td><td>AB</td><td>R</td><td>H</td><td>2B</td><td>3B</td><td>HR</td><td>RBI</td><td>SB</td><td>SLG</td><td>BB</td><td>SO</td><td>AVG</td></tr><tr><td>69</td><td>215</td><td>34</td><td>57</td><td>11</td><td>0</td><td>5</td><td>24</td><td>4</td><td>.386</td><td>30</td><td>47</td><td>.265</td></tr></table> <div>CARDBOARD BASEBALL RATINGS</div> <table><tr><td>AVG</td><td>H</td><td>2B</td><td>3B</td><td>HR</td><td>RBI</td><td>SB</td></tr><tr><td>.265</td><td>57</td><td>11</td><td>0</td><td>5</td><td>2</td><td>1</td></tr></table> <div>DEFENSE RATING</div> <div>OF:  </div> | | | | | | | | | | | | | G | AB | R | H | 2B | 3B | HR | RBI | SB | SLG | BB | SO | AVG | 69 | 215 | 34 | 57 | 11 | 0 | 5 | 24 | 4 | .386 | 30 | 47 | .265 | AVG | H | 2B | 3B | HR | RBI | SB | .265 | 57 | 11 | 0 | 5 | 2 | 1 |
| G | AB | R | H | 2B | 3B | HR | RBI | SB | SLG | BB | SO | AVG | | | | | | | | | | | | | | | | | | | | | | | | | | | | | | | | | | | | | | | | | | | | | | | | | | | | | | | | | | | | | | | | | | | | | | | | | | | | | | | | | | | | | | | | | | | | | |
| 98 | 259 | 29 | 66 | 8 | 1 | 7 | 37 | 0 | .375 | 22 | 46 | .255 | | | | | | | | | | | | | | | | | | | | | | | | | | | | | | | | | | | | | | | | | | | | | | | | | | | | | | | | | | | | | | | | | | | | | | | | | | | | | | | | | | | | | | | | | | | | | |
| AVG | H | 2B | 3B | HR | RBI | SB | | | | | | | | | | | | | | | | | | | | | | | | | | | | | | | | | | | | | | | | | | | | | | | | | | | | | | | | | | | | | | | | | | | | | | | | | | | | | | | | | | | | | | | | | | | | | | | | | | | |
| .255 | 66 | 8 | 1 | 7 | 3 | 1 | | | | | | | | | | | | | | | | | | | | | | | | | | | | | | | | | | | | | | | | | | | | | | | | | | | | | | | | | | | | | | | | | | | | | | | | | | | | | | | | | | | | | | | | | | | | | | | | | | | |
| G | AB | R | H | 2B | 3B | HR | RBI | SB | SLG | BB | SO | AVG | | | | | | | | | | | | | | | | | | | | | | | | | | | | | | | | | | | | | | | | | | | | | | | | | | | | | | | | | | | | | | | | | | | | | | | | | | | | | | | | | | | | | | | | | | | | | |
| 69 | 215 | 34 | 57 | 11 | 0 | 5 | 24 | 4 | .386 | 30 | 47 | .265 | | | | | | | | | | | | | | | | | | | | | | | | | | | | | | | | | | | | | | | | | | | | | | | | | | | | | | | | | | | | | | | | | | | | | | | | | | | | | | | | | | | | | | | | | | | | | |
| AVG | H | 2B | 3B | HR | RBI | SB | | | | | | | | | | | | | | | | | | | | | | | | | | | | | | | | | | | | | | | | | | | | | | | | | | | | | | | | | | | | | | | | | | | | | | | | | | | | | | | | | | | | | | | | | | | | | | | | | | | |
| .265 | 57 | 11 | 0 | 5 | 2 | 1 | | | | | | | | | | | | | | | | | | | | | | | | | | | | | | | | | | | | | | | | | | | | | | | | | | | | | | | | | | | | | | | | | | | | | | | | | | | | | | | | | | | | | | | | | | | | | | | | | | | |
| <div>468</div> <div>JOHN WEHNER</div> <div>OF-3B</div> <div>HT: 6'3" WT: 205 BATS: RIGHT THROWS: RIGHT</div> <div>BORN: 6-29-1967, Pittsburgh, PA</div> <div>1997 FLORIDA MARLINS BATTING RECORD</div> <table><tr><td>G</td><td>AB</td><td>R</td><td>H</td><td>2B</td><td>3B</td><td>HR</td><td>RBI</td><td>SB</td><td>SLG</td><td>BB</td><td>SO</td><td>AVG</td></tr><tr><td>44</td><td>36</td><td>8</td><td>10</td><td>2</td><td>0</td><td>0</td><td>2</td><td>1</td><td>.333</td><td>2</td><td>5</td><td>.278</td></tr></table> <div>CARDBOARD BASEBALL RATINGS</div> <table><tr><td>AVG</td><td>H</td><td>2B</td><td>3B</td><td>HR</td><td>RBI</td><td>SB</td></tr><tr><td>.278</td><td>10</td><td>2</td><td>0</td><td>0</td><td>0</td><td>1</td></tr></table> <div>DEFENSE RATING</div> <div>OF:  3B:  </div> | | | | | | | | | | | | | G | AB | R | H | 2B | 3B | HR | RBI | SB | SLG | BB | SO | AVG | 44 | 36 | 8 | 10 | 2 | 0 | 0 | 2 | 1 | .333 | 2 | 5 | .278 | AVG | H | 2B | 3B | HR | RBI | SB | .278 | 10 | 2 | 0 | 0 | 0 | 1 | <div>472</div> <div>RONDELL WHITE</div> <div>OF</div> <div>HT: 6'1" WT: 193 BATS: RIGHT THROWS: RIGHT</div> <div>BORN: 2-23-1972, Milledgeville, GA</div> <div>1997 MONTREAL EXPOS BATTING RECORD</div> <table><tr><td>G</td><td>AB</td><td>R</td><td>H</td><td>2B</td><td>3B</td><td>HR</td><td>RBI</td><td>SB</td><td>SLG</td><td>BB</td><td>SO</td><td>AVG</td></tr><tr><td>151</td><td>592</td><td>84</td><td>160</td><td>29</td><td>5</td><td>28</td><td>82</td><td>16</td><td>.478</td><td>31</td><td>111</td><td>.270</td></tr></table> <div>CARDBOARD BASEBALL RATINGS</div> <table><tr><td>AVG</td><td>H</td><td>2B</td><td>3B</td><td>HR</td><td>RBI</td><td>SB</td></tr><tr><td>.270</td><td>160</td><td>29</td><td>5</td><td>28</td><td>8</td><td>2</td></tr></table> <div>DEFENSE RATING</div> <div>OF:   </div> | | | | | | | | | | | | | G | AB | R | H | 2B | 3B | HR | RBI | SB | SLG | BB | SO | AVG | 151 | 592 | 84 | 160 | 29 | 5 | 28 | 82 | 16 | .478 | 31 | 111 | .270 | AVG | H | 2B | 3B | HR | RBI | SB | .270 | 160 | 29 | 5 | 28 | 8 | 2 |
| G | AB | R | H | 2B | 3B | HR | RBI | SB | SLG | BB | SO | AVG | | | | | | | | | | | | | | | | | | | | | | | | | | | | | | | | | | | | | | | | | | | | | | | | | | | | | | | | | | | | | | | | | | | | | | | | | | | | | | | | | | | | | | | | | | | | | |
| 44 | 36 | 8 | 10 | 2 | 0 | 0 | 2 | 1 | .333 | 2 | 5 | .278 | | | | | | | | | | | | | | | | | | | | | | | | | | | | | | | | | | | | | | | | | | | | | | | | | | | | | | | | | | | | | | | | | | | | | | | | | | | | | | | | | | | | | | | | | | | | | |
| AVG | H | 2B | 3B | HR | RBI | SB | | | | | | | | | | | | | | | | | | | | | | | | | | | | | | | | | | | | | | | | | | | | | | | | | | | | | | | | | | | | | | | | | | | | | | | | | | | | | | | | | | | | | | | | | | | | | | | | | | | |
| .278 | 10 | 2 | 0 | 0 | 0 | 1 | | | | | | | | | | | | | | | | | | | | | | | | | | | | | | | | | | | | | | | | | | | | | | | | | | | | | | | | | | | | | | | | | | | | | | | | | | | | | | | | | | | | | | | | | | | | | | | | | | | |
| G | AB | R | H | 2B | 3B | HR | RBI | SB | SLG | BB | SO | AVG | | | | | | | | | | | | | | | | | | | | | | | | | | | | | | | | | | | | | | | | | | | | | | | | | | | | | | | | | | | | | | | | | | | | | | | | | | | | | | | | | | | | | | | | | | | | | |
| 151 | 592 | 84 | 160 | 29 | 5 | 28 | 82 | 16 | .478 | 31 | 111 | .270 | | | | | | | | | | | | | | | | | | | | | | | | | | | | | | | | | | | | | | | | | | | | | | | | | | | | | | | | | | | | | | | | | | | | | | | | | | | | | | | | | | | | | | | | | | | | | |
| AVG | H | 2B | 3B | HR | RBI | SB | | | | | | | | | | | | | | | | | | | | | | | | | | | | | | | | | | | | | | | | | | | | | | | | | | | | | | | | | | | | | | | | | | | | | | | | | | | | | | | | | | | | | | | | | | | | | | | | | | | |
| .270 | 160 | 29 | 5 | 28 | 8 | 2 | | | | | | | | | | | | | | | | | | | | | | | | | | | | | | | | | | | | | | | | | | | | | | | | | | | | | | | | | | | | | | | | | | | | | | | | | | | | | | | | | | | | | | | | | | | | | | | | | | | |

| | | | | | | | | | | | | | | | | | | | | | | | | | | | | | | | | | | | | | | | | | | | | | | | | | |
|------|-------------------|-----|--|--|---|----|-----|----|------|----|-----|------|-----|----|-----|----|----|-----|-----|-----|-----|-----|----|---|----|-----|----|------|----|-----|------|----------------------------|---|-----|---|----|----|----|-----|----|------|-----|----|---|----|----|---|----------------|--|
| 473 | CHRIS WIDGER | C | HT: 6'3" WT: 195 BATS: RIGHT THROWS: RIGHT BORN: 5-21-1971, Wilmington, DE | 1997 MONTREAL EXPOS BATTING RECORD | <table><tr><td>G</td><td>AB</td><td>R</td><td>H</td><td>2B</td><td>3B</td><td>HR</td><td>RBI</td><td>SB</td><td>SLG</td><td>BB</td><td>SO</td><td>AVG</td></tr><tr><td>91</td><td>278</td><td>30</td><td>65</td><td>20</td><td>3</td><td>7</td><td>37</td><td>2</td><td>.403</td><td>22</td><td>59</td><td>.234</td></tr></table> | G | AB | R | H | 2B | 3B | HR | RBI | SB | SLG | BB | SO | AVG | 91 | 278 | 30 | 65 | 20 | 3 | 7 | 37 | 2 | .403 | 22 | 59 | .234 | CARDBOARD BASEBALL RATINGS | <table><tr><td>AVG</td><td>H</td><td>2B</td><td>3B</td><td>HR</td><td>RBI</td><td>SB</td></tr><tr><td>.234</td><td>65</td><td>20</td><td>3</td><td>7</td><td>3</td><td>1</td></tr></table> | AVG | H | 2B | 3B | HR | RBI | SB | .234 | 65 | 20 | 3 | 7 | 3 | 1 | DEFENSE RATING | |
| G | AB | R | H | 2B | 3B | HR | RBI | SB | SLG | BB | SO | AVG | | | | | | | | | | | | | | | | | | | | | | | | | | | | | | | | | | | | | |
| 91 | 278 | 30 | 65 | 20 | 3 | 7 | 37 | 2 | .403 | 22 | 59 | .234 | | | | | | | | | | | | | | | | | | | | | | | | | | | | | | | | | | | | | |
| AVG | H | 2B | 3B | HR | RBI | SB | | | | | | | | | | | | | | | | | | | | | | | | | | | | | | | | | | | | | | | | | | | |
| .234 | 65 | 20 | 3 | 7 | 3 | 1 | | | | | | | | | | | | | | | | | | | | | | | | | | | | | | | | | | | | | | | | | | | |
| 477 | EDDIE WILLIAMS | 1B | HT: 6'0" WT: 175 BATS: RIGHT THROWS: RIGHT BORN: 11-1-1964, Shreveport, LA | 1997 PITTSBURGH PIRATES BATTING RECORD | <table><tr><td>G</td><td>AB</td><td>R</td><td>H</td><td>2B</td><td>3B</td><td>HR</td><td>RBI</td><td>SB</td><td>SLG</td><td>BB</td><td>SO</td><td>AVG</td></tr><tr><td>38</td><td>96</td><td>12</td><td>23</td><td>5</td><td>0</td><td>3</td><td>12</td><td>1</td><td>.385</td><td>11</td><td>25</td><td>.240</td></tr></table> | G | AB | R | H | 2B | 3B | HR | RBI | SB | SLG | BB | SO | AVG | 38 | 96 | 12 | 23 | 5 | 0 | 3 | 12 | 1 | .385 | 11 | 25 | .240 | CARDBOARD BASEBALL RATINGS | <table><tr><td>AVG</td><td>H</td><td>2B</td><td>3B</td><td>HR</td><td>RBI</td><td>SB</td></tr><tr><td>.240</td><td>23</td><td>5</td><td>0</td><td>3</td><td>1</td><td>1</td></tr></table> | AVG | H | 2B | 3B | HR | RBI | SB | .240 | 23 | 5 | 0 | 3 | 1 | 1 | DEFENSE RATING | 1B:    |
| G | AB | R | H | 2B | 3B | HR | RBI | SB | SLG | BB | SO | AVG | | | | | | | | | | | | | | | | | | | | | | | | | | | | | | | | | | | | | |
| 38 | 96 | 12 | 23 | 5 | 0 | 3 | 12 | 1 | .385 | 11 | 25 | .240 | | | | | | | | | | | | | | | | | | | | | | | | | | | | | | | | | | | | | |
| AVG | H | 2B | 3B | HR | RBI | SB | | | | | | | | | | | | | | | | | | | | | | | | | | | | | | | | | | | | | | | | | | | |
| .240 | 23 | 5 | 0 | 3 | 1 | 1 | | | | | | | | | | | | | | | | | | | | | | | | | | | | | | | | | | | | | | | | | | | |
| 474 | RICK WILKINS | C | HT: 6'2" WT: 210 BATS: LEFT THROWS: RIGHT BORN: 6-4-1967, Jacksonville, FL | 1997 SEATTLE MARINERS BATTING RECORD | <table><tr><td>G</td><td>AB</td><td>R</td><td>H</td><td>2B</td><td>3B</td><td>HR</td><td>RBI</td><td>SB</td><td>SLG</td><td>BB</td><td>SO</td><td>AVG</td></tr><tr><td>71</td><td>202</td><td>20</td><td>40</td><td>6</td><td>0</td><td>7</td><td>27</td><td>0</td><td>.332</td><td>18</td><td>67</td><td>.198</td></tr></table> | G | AB | R | H | 2B | 3B | HR | RBI | SB | SLG | BB | SO | AVG | 71 | 202 | 20 | 40 | 6 | 0 | 7 | 27 | 0 | .332 | 18 | 67 | .198 | CARDBOARD BASEBALL RATINGS | <table><tr><td>AVG</td><td>H</td><td>2B</td><td>3B</td><td>HR</td><td>RBI</td><td>SB</td></tr><tr><td>.198</td><td>40</td><td>6</td><td>0</td><td>7</td><td>2</td><td>1</td></tr></table> | AVG | H | 2B | 3B | HR | RBI | SB | .198 | 40 | 6 | 0 | 7 | 2 | 1 | DEFENSE RATING | |
| G | AB | R | H | 2B | 3B | HR | RBI | SB | SLG | BB | SO | AVG | | | | | | | | | | | | | | | | | | | | | | | | | | | | | | | | | | | | | |
| 71 | 202 | 20 | 40 | 6 | 0 | 7 | 27 | 0 | .332 | 18 | 67 | .198 | | | | | | | | | | | | | | | | | | | | | | | | | | | | | | | | | | | | | |
| AVG | H | 2B | 3B | HR | RBI | SB | | | | | | | | | | | | | | | | | | | | | | | | | | | | | | | | | | | | | | | | | | | |
| .198 | 40 | 6 | 0 | 7 | 2 | 1 | | | | | | | | | | | | | | | | | | | | | | | | | | | | | | | | | | | | | | | | | | | |
| 478 | GERALD WILLIAMS | OF | HT: 6'2" WT: 190 BATS: RIGHT THROWS: RIGHT BORN: 8-10-1966, New Orleans, LA | 1997 MILWAUKEE BREWERS BATTING RECORD | <table><tr><td>G</td><td>AB</td><td>R</td><td>H</td><td>2B</td><td>3B</td><td>HR</td><td>RBI</td><td>SB</td><td>SLG</td><td>BB</td><td>SO</td><td>AVG</td></tr><tr><td>155</td><td>566</td><td>73</td><td>143</td><td>32</td><td>2</td><td>10</td><td>41</td><td>23</td><td>.369</td><td>19</td><td>90</td><td>.253</td></tr></table> | G | AB | R | H | 2B | 3B | HR | RBI | SB | SLG | BB | SO | AVG | 155 | 566 | 73 | 143 | 32 | 2 | 10 | 41 | 23 | .369 | 19 | 90 | .253 | CARDBOARD BASEBALL RATINGS | <table><tr><td>AVG</td><td>H</td><td>2B</td><td>3B</td><td>HR</td><td>RBI</td><td>SB</td></tr><tr><td>.253</td><td>143</td><td>32</td><td>2</td><td>10</td><td>4</td><td>2</td></tr></table> | AVG | H | 2B | 3B | HR | RBI | SB | .253 | 143 | 32 | 2 | 10 | 4 | 2 | DEFENSE RATING | OF:    |
| G | AB | R | H | 2B | 3B | HR | RBI | SB | SLG | BB | SO | AVG | | | | | | | | | | | | | | | | | | | | | | | | | | | | | | | | | | | | | |
| 155 | 566 | 73 | 143 | 32 | 2 | 10 | 41 | 23 | .369 | 19 | 90 | .253 | | | | | | | | | | | | | | | | | | | | | | | | | | | | | | | | | | | | | |
| AVG | H | 2B | 3B | HR | RBI | SB | | | | | | | | | | | | | | | | | | | | | | | | | | | | | | | | | | | | | | | | | | | |
| .253 | 143 | 32 | 2 | 10 | 4 | 2 | | | | | | | | | | | | | | | | | | | | | | | | | | | | | | | | | | | | | | | | | | | |
| 475 | ANTONE WILLIAMSON | 1B | HT: 6'1" WT: 195 BATS: LEFT THROWS: RIGHT BORN: 7-18-1973, Harbor City, CA | 1997 MILWAUKEE BREWERS BATTING RECORD | <table><tr><td>G</td><td>AB</td><td>R</td><td>H</td><td>2B</td><td>3B</td><td>HR</td><td>RBI</td><td>SB</td><td>SLG</td><td>BB</td><td>SO</td><td>AVG</td></tr><tr><td>24</td><td>54</td><td>2</td><td>11</td><td>3</td><td>0</td><td>0</td><td>6</td><td>0</td><td>.259</td><td>4</td><td>8</td><td>.204</td></tr></table> | G | AB | R | H | 2B | 3B | HR | RBI | SB | SLG | BB | SO | AVG | 24 | 54 | 2 | 11 | 3 | 0 | 0 | 6 | 0 | .259 | 4 | 8 | .204 | CARDBOARD BASEBALL RATINGS | <table><tr><td>AVG</td><td>H</td><td>2B</td><td>3B</td><td>HR</td><td>RBI</td><td>SB</td></tr><tr><td>.204</td><td>11</td><td>3</td><td>0</td><td>0</td><td>0</td><td>1</td></tr></table> | AVG | H | 2B | 3B | HR | RBI | SB | .204 | 11 | 3 | 0 | 0 | 0 | 1 | DEFENSE RATING | 1B:  |
| G | AB | R | H | 2B | 3B | HR | RBI | SB | SLG | BB | SO | AVG | | | | | | | | | | | | | | | | | | | | | | | | | | | | | | | | | | | | | |
| 24 | 54 | 2 | 11 | 3 | 0 | 0 | 6 | 0 | .259 | 4 | 8 | .204 | | | | | | | | | | | | | | | | | | | | | | | | | | | | | | | | | | | | | |
| AVG | H | 2B | 3B | HR | RBI | SB | | | | | | | | | | | | | | | | | | | | | | | | | | | | | | | | | | | | | | | | | | | |
| .204 | 11 | 3 | 0 | 0 | 0 | 1 | | | | | | | | | | | | | | | | | | | | | | | | | | | | | | | | | | | | | | | | | | | |
| 479 | GEORGE WILLIAMS | C | HT: 5'10" WT: 190 BATS: BOTH THROWS: RIGHT BORN: 4-22-1969, LaCrosse, WI | 1997 OAKLAND ATHLETICS BATTING RECORD | <table><tr><td>G</td><td>AB</td><td>R</td><td>H</td><td>2B</td><td>3B</td><td>HR</td><td>RBI</td><td>SB</td><td>SLG</td><td>BB</td><td>SO</td><td>AVG</td></tr><tr><td>76</td><td>201</td><td>30</td><td>58</td><td>9</td><td>1</td><td>3</td><td>22</td><td>0</td><td>.388</td><td>35</td><td>46</td><td>.289</td></tr></table> | G | AB | R | H | 2B | 3B | HR | RBI | SB | SLG | BB | SO | AVG | 76 | 201 | 30 | 58 | 9 | 1 | 3 | 22 | 0 | .388 | 35 | 46 | .289 | CARDBOARD BASEBALL RATINGS | <table><tr><td>AVG</td><td>H</td><td>2B</td><td>3B</td><td>HR</td><td>RBI</td><td>SB</td></tr><tr><td>.289</td><td>58</td><td>9</td><td>1</td><td>3</td><td>2</td><td>1</td></tr></table> | AVG | H | 2B | 3B | HR | RBI | SB | .289 | 58 | 9 | 1 | 3 | 2 | 1 | DEFENSE RATING | |
| G | AB | R | H | 2B | 3B | HR | RBI | SB | SLG | BB | SO | AVG | | | | | | | | | | | | | | | | | | | | | | | | | | | | | | | | | | | | | |
| 76 | 201 | 30 | 58 | 9 | 1 | 3 | 22 | 0 | .388 | 35 | 46 | .289 | | | | | | | | | | | | | | | | | | | | | | | | | | | | | | | | | | | | | |
| AVG | H | 2B | 3B | HR | RBI | SB | | | | | | | | | | | | | | | | | | | | | | | | | | | | | | | | | | | | | | | | | | | |
| .289 | 58 | 9 | 1 | 3 | 2 | 1 | | | | | | | | | | | | | | | | | | | | | | | | | | | | | | | | | | | | | | | | | | | |
| 476 | BERNIE WILLIAMS | OF | HT: 6'2" WT: 180 BATS: BOTH THROWS: RIGHT BORN: 9-13-1968, San Juan, P.R. | 1997 NEW YORK YANKEES BATTING RECORD | <table><tr><td>G</td><td>AB</td><td>R</td><td>H</td><td>2B</td><td>3B</td><td>HR</td><td>RBI</td><td>SB</td><td>SLG</td><td>BB</td><td>SO</td><td>AVG</td></tr><tr><td>129</td><td>509</td><td>107</td><td>167</td><td>35</td><td>6</td><td>21</td><td>100</td><td>15</td><td>.544</td><td>73</td><td>80</td><td>.328</td></tr></table> | G | AB | R | H | 2B | 3B | HR | RBI | SB | SLG | BB | SO | AVG | 129 | 509 | 107 | 167 | 35 | 6 | 21 | 100 | 15 | .544 | 73 | 80 | .328 | CARDBOARD BASEBALL RATINGS | <table><tr><td>AVG</td><td>H</td><td>2B</td><td>3B</td><td>HR</td><td>RBI</td><td>SB</td></tr><tr><td>.328</td><td>167</td><td>35</td><td>6</td><td>21</td><td>10</td><td>2</td></tr></table> | AVG | H | 2B | 3B | HR | RBI | SB | .328 | 167 | 35 | 6 | 21 | 10 | 2 | DEFENSE RATING | OF:   |
| G | AB | R | H | 2B | 3B | HR | RBI | SB | SLG | BB | SO | AVG | | | | | | | | | | | | | | | | | | | | | | | | | | | | | | | | | | | | | |
| 129 | 509 | 107 | 167 | 35 | 6 | 21 | 100 | 15 | .544 | 73 | 80 | .328 | | | | | | | | | | | | | | | | | | | | | | | | | | | | | | | | | | | | | |
| AVG | H | 2B | 3B | HR | RBI | SB | | | | | | | | | | | | | | | | | | | | | | | | | | | | | | | | | | | | | | | | | | | |
| .328 | 167 | 35 | 6 | 21 | 10 | 2 | | | | | | | | | | | | | | | | | | | | | | | | | | | | | | | | | | | | | | | | | | | |
| 480 | MATT WILLIAMS | 3B | HT: 6'2" WT: 205 BATS: RIGHT THROWS: RIGHT BORN: 11-28-1965, Bishop, CA | 1997 CLEVELAND INDIANS BATTING RECORD | <table><tr><td>G</td><td>AB</td><td>R</td><td>H</td><td>2B</td><td>3B</td><td>HR</td><td>RBI</td><td>SB</td><td>SLG</td><td>BB</td><td>SO</td><td>AVG</td></tr><tr><td>151</td><td>596</td><td>86</td><td>157</td><td>32</td><td>3</td><td>32</td><td>105</td><td>12</td><td>.488</td><td>34</td><td>108</td><td>.263</td></tr></table> | G | AB | R | H | 2B | 3B | HR | RBI | SB | SLG | BB | SO | AVG | 151 | 596 | 86 | 157 | 32 | 3 | 32 | 105 | 12 | .488 | 34 | 108 | .263 | CARDBOARD BASEBALL RATINGS | <table><tr><td>AVG</td><td>H</td><td>2B</td><td>3B</td><td>HR</td><td>RBI</td><td>SB</td></tr><tr><td>.263</td><td>157</td><td>32</td><td>3</td><td>32</td><td>10</td><td>1</td></tr></table> | AVG | H | 2B | 3B | HR | RBI | SB | .263 | 157 | 32 | 3 | 32 | 10 | 1 | DEFENSE RATING | 3B:   |
| G | AB | R | H | 2B | 3B | HR | RBI | SB | SLG | BB | SO | AVG | | | | | | | | | | | | | | | | | | | | | | | | | | | | | | | | | | | | | |
| 151 | 596 | 86 | 157 | 32 | 3 | 32 | 105 | 12 | .488 | 34 | 108 | .263 | | | | | | | | | | | | | | | | | | | | | | | | | | | | | | | | | | | | | |
| AVG | H | 2B | 3B | HR | RBI | SB | | | | | | | | | | | | | | | | | | | | | | | | | | | | | | | | | | | | | | | | | | | |
| .263 | 157 | 32 | 3 | 32 | 10 | 1 | | | | | | | | | | | | | | | | | | | | | | | | | | | | | | | | | | | | | | | | | | | |

| <div>481</div> <div>DAN WILSON</div> <div>C</div> <div>HT: 6'3" WT: 190 BATS: RIGHT THROWS: RIGHT</div> <div>BORN: 3-25-1969, Arlington Heights, IL</div> <div>1997 SEATTLE MARINERS BATTING RECORD</div> <table><tr><th>G</th><th>AB</th><th>R</th><th>H</th><th>2B</th><th>3B</th><th>HR</th><th>RBI</th><th>SB</th><th>SLG</th><th>BB</th><th>SO</th><th>AVG</th></tr><tr><td>146</td><td>508</td><td>66</td><td>137</td><td>31</td><td>1</td><td>15</td><td>74</td><td>7</td><td>.423</td><td>39</td><td>72</td><td>.270</td></tr></table> <div>CARDBOARD BASEBALL RATINGS</div> <table><tr><th>AVG</th><th>H</th><th>2B</th><th>3B</th><th>HR</th><th>RBI</th><th>SB</th></tr><tr><td>.270</td><td>137</td><td>31</td><td>1</td><td>15</td><td>7</td><td>1</td></tr></table> <div>DEFENSE RATING</div> | | | | | | | | | | | | | G | AB | R | H | 2B | 3B | HR | RBI | SB | SLG | BB | SO | AVG | 146 | 508 | 66 | 137 | 31 | 1 | 15 | 74 | 7 | .423 | 39 | 72 | .270 | AVG | H | 2B | 3B | HR | RBI | SB | .270 | 137 | 31 | 1 | 15 | 7 | 1 | <div>485</div> <div>ERNIE YOUNG</div> <div>OF</div> <div>HT: 6'1" WT: 190 BATS: RIGHT THROWS: RIGHT</div> <div>BORN: 7-8-1969, Chicago, IL</div> <div>1997 OAKLAND ATHLETICS BATTING RECORD</div> <table><tr><th>G</th><th>AB</th><th>R</th><th>H</th><th>2B</th><th>3B</th><th>HR</th><th>RBI</th><th>SB</th><th>SLG</th><th>BB</th><th>SO</th><th>AVG</th></tr><tr><td>71</td><td>175</td><td>22</td><td>39</td><td>7</td><td>0</td><td>5</td><td>15</td><td>1</td><td>.349</td><td>19</td><td>57</td><td>.223</td></tr></table> <div>CARDBOARD BASEBALL RATINGS</div> <table><tr><th>AVG</th><th>H</th><th>2B</th><th>3B</th><th>HR</th><th>RBI</th><th>SB</th></tr><tr><td>.223</td><td>39</td><td>7</td><td>0</td><td>5</td><td>1</td><td>1</td></tr></table> <div>DEFENSE RATING</div> <div>OF: </div> | | | | | | | | | | | | | G | AB | R | H | 2B | 3B | HR | RBI | SB | SLG | BB | SO | AVG | 71 | 175 | 22 | 39 | 7 | 0 | 5 | 15 | 1 | .349 | 19 | 57 | .223 | AVG | H | 2B | 3B | HR | RBI | SB | .223 | 39 | 7 | 0 | 5 | 1 | 1 |
|--|-----|-----|-----|----|-----|----|-----|----|------|----|-----|------|---|----|---|---|----|----|----|-----|----|-----|----|----|-----|-----|-----|-----|-----|----|---|----|----|----|------|----|-----|------|-----|---|----|----|----|-----|----|------|-----|----|---|----|---|---|---|--|--|--|--|--|--|--|--|--|--|--|--|---|----|---|---|----|----|----|-----|----|-----|----|----|-----|-----|-----|----|-----|----|---|----|----|----|------|----|-----|------|-----|---|----|----|----|-----|----|------|-----|----|---|----|---|---|
| G | AB | R | H | 2B | 3B | HR | RBI | SB | SLG | BB | SO | AVG | | | | | | | | | | | | | | | | | | | | | | | | | | | | | | | | | | | | | | | | | | | | | | | | | | | | | | | | | | | | | | | | | | | | | | | | | | | | | | | | | | | | | | | | | | | | | |
| 146 | 508 | 66 | 137 | 31 | 1 | 15 | 74 | 7 | .423 | 39 | 72 | .270 | | | | | | | | | | | | | | | | | | | | | | | | | | | | | | | | | | | | | | | | | | | | | | | | | | | | | | | | | | | | | | | | | | | | | | | | | | | | | | | | | | | | | | | | | | | | | |
| AVG | H | 2B | 3B | HR | RBI | SB | | | | | | | | | | | | | | | | | | | | | | | | | | | | | | | | | | | | | | | | | | | | | | | | | | | | | | | | | | | | | | | | | | | | | | | | | | | | | | | | | | | | | | | | | | | | | | | | | | | |
| .270 | 137 | 31 | 1 | 15 | 7 | 1 | | | | | | | | | | | | | | | | | | | | | | | | | | | | | | | | | | | | | | | | | | | | | | | | | | | | | | | | | | | | | | | | | | | | | | | | | | | | | | | | | | | | | | | | | | | | | | | | | | | |
| G | AB | R | H | 2B | 3B | HR | RBI | SB | SLG | BB | SO | AVG | | | | | | | | | | | | | | | | | | | | | | | | | | | | | | | | | | | | | | | | | | | | | | | | | | | | | | | | | | | | | | | | | | | | | | | | | | | | | | | | | | | | | | | | | | | | | |
| 71 | 175 | 22 | 39 | 7 | 0 | 5 | 15 | 1 | .349 | 19 | 57 | .223 | | | | | | | | | | | | | | | | | | | | | | | | | | | | | | | | | | | | | | | | | | | | | | | | | | | | | | | | | | | | | | | | | | | | | | | | | | | | | | | | | | | | | | | | | | | | | |
| AVG | H | 2B | 3B | HR | RBI | SB | | | | | | | | | | | | | | | | | | | | | | | | | | | | | | | | | | | | | | | | | | | | | | | | | | | | | | | | | | | | | | | | | | | | | | | | | | | | | | | | | | | | | | | | | | | | | | | | | | | |
| .223 | 39 | 7 | 0 | 5 | 1 | 1 | | | | | | | | | | | | | | | | | | | | | | | | | | | | | | | | | | | | | | | | | | | | | | | | | | | | | | | | | | | | | | | | | | | | | | | | | | | | | | | | | | | | | | | | | | | | | | | | | | | |
| <div>482</div> <div>TONY WOMACK</div> <div>2B</div> <div>HT: 5'9" WT: 160 BATS: LEFT THROWS: RIGHT</div> <div>BORN: 9-25-1969, Chatham, VA</div> <div>1997 PITTSBURGH PIRATES BATTING RECORD</div> <table><tr><th>G</th><th>AB</th><th>R</th><th>H</th><th>2B</th><th>3B</th><th>HR</th><th>RBI</th><th>SB</th><th>SLG</th><th>BB</th><th>SO</th><th>AVG</th></tr><tr><td>155</td><td>641</td><td>85</td><td>178</td><td>26</td><td>9</td><td>6</td><td>50</td><td>60</td><td>.374</td><td>43</td><td>109</td><td>.278</td></tr></table> <div>CARDBOARD BASEBALL RATINGS</div> <table><tr><th>AVG</th><th>H</th><th>2B</th><th>3B</th><th>HR</th><th>RBI</th><th>SB</th></tr><tr><td>.278</td><td>178</td><td>26</td><td>9</td><td>6</td><td>5</td><td>6</td></tr></table> <div>DEFENSE RATING</div> <div>2B: </div> | | | | | | | | | | | | | G | AB | R | H | 2B | 3B | HR | RBI | SB | SLG | BB | SO | AVG | 155 | 641 | 85 | 178 | 26 | 9 | 6 | 50 | 60 | .374 | 43 | 109 | .278 | AVG | H | 2B | 3B | HR | RBI | SB | .278 | 178 | 26 | 9 | 6 | 5 | 6 | <div>486</div> <div>KEVIN YOUNG</div> <div>1B-OF-3B</div> <div>HT: 6'3" WT: 210 BATS: RIGHT THROWS: RIGHT</div> <div>BORN: 6-16-1969, Alpena, MI</div> <div>1997 PITTSBURGH PIRATES BATTING RECORD</div> <table><tr><th>G</th><th>AB</th><th>R</th><th>H</th><th>2B</th><th>3B</th><th>HR</th><th>RBI</th><th>SB</th><th>SLG</th><th>BB</th><th>SO</th><th>AVG</th></tr><tr><td>97</td><td>333</td><td>59</td><td>100</td><td>18</td><td>3</td><td>18</td><td>74</td><td>11</td><td>.535</td><td>16</td><td>89</td><td>.300</td></tr></table> <div>CARDBOARD BASEBALL RATINGS</div> <table><tr><th>AVG</th><th>H</th><th>2B</th><th>3B</th><th>HR</th><th>RBI</th><th>SB</th></tr><tr><td>.300</td><td>100</td><td>18</td><td>3</td><td>18</td><td>7</td><td>1</td></tr></table> <div>DEFENSE RATING</div> <div>1B:  OF:  3B: </div> | | | | | | | | | | | | | G | AB | R | H | 2B | 3B | HR | RBI | SB | SLG | BB | SO | AVG | 97 | 333 | 59 | 100 | 18 | 3 | 18 | 74 | 11 | .535 | 16 | 89 | .300 | AVG | H | 2B | 3B | HR | RBI | SB | .300 | 100 | 18 | 3 | 18 | 7 | 1 |
| G | AB | R | H | 2B | 3B | HR | RBI | SB | SLG | BB | SO | AVG | | | | | | | | | | | | | | | | | | | | | | | | | | | | | | | | | | | | | | | | | | | | | | | | | | | | | | | | | | | | | | | | | | | | | | | | | | | | | | | | | | | | | | | | | | | | | |
| 155 | 641 | 85 | 178 | 26 | 9 | 6 | 50 | 60 | .374 | 43 | 109 | .278 | | | | | | | | | | | | | | | | | | | | | | | | | | | | | | | | | | | | | | | | | | | | | | | | | | | | | | | | | | | | | | | | | | | | | | | | | | | | | | | | | | | | | | | | | | | | | |
| AVG | H | 2B | 3B | HR | RBI | SB | | | | | | | | | | | | | | | | | | | | | | | | | | | | | | | | | | | | | | | | | | | | | | | | | | | | | | | | | | | | | | | | | | | | | | | | | | | | | | | | | | | | | | | | | | | | | | | | | | | |
| .278 | 178 | 26 | 9 | 6 | 5 | 6 | | | | | | | | | | | | | | | | | | | | | | | | | | | | | | | | | | | | | | | | | | | | | | | | | | | | | | | | | | | | | | | | | | | | | | | | | | | | | | | | | | | | | | | | | | | | | | | | | | | |
| G | AB | R | H | 2B | 3B | HR | RBI | SB | SLG | BB | SO | AVG | | | | | | | | | | | | | | | | | | | | | | | | | | | | | | | | | | | | | | | | | | | | | | | | | | | | | | | | | | | | | | | | | | | | | | | | | | | | | | | | | | | | | | | | | | | | | |
| 97 | 333 | 59 | 100 | 18 | 3 | 18 | 74 | 11 | .535 | 16 | 89 | .300 | | | | | | | | | | | | | | | | | | | | | | | | | | | | | | | | | | | | | | | | | | | | | | | | | | | | | | | | | | | | | | | | | | | | | | | | | | | | | | | | | | | | | | | | | | | | | |
| AVG | H | 2B | 3B | HR | RBI | SB | | | | | | | | | | | | | | | | | | | | | | | | | | | | | | | | | | | | | | | | | | | | | | | | | | | | | | | | | | | | | | | | | | | | | | | | | | | | | | | | | | | | | | | | | | | | | | | | | | | |
| .300 | 100 | 18 | 3 | 18 | 7 | 1 | | | | | | | | | | | | | | | | | | | | | | | | | | | | | | | | | | | | | | | | | | | | | | | | | | | | | | | | | | | | | | | | | | | | | | | | | | | | | | | | | | | | | | | | | | | | | | | | | | | |
| <div>483</div> <div>DMITRI YOUNG</div> <div>1B-OF</div> <div>HT: 6'2" WT: 215 BATS: BOTH THROWS: RIGHT</div> <div>BORN: 10-11-1973, Vicksburg, MS</div> <div>1997 ST. LOUIS CARDINALS BATTING RECORD</div> <table><tr><th>G</th><th>AB</th><th>R</th><th>H</th><th>2B</th><th>3B</th><th>HR</th><th>RBI</th><th>SB</th><th>SLG</th><th>BB</th><th>SO</th><th>AVG</th></tr><tr><td>110</td><td>333</td><td>38</td><td>86</td><td>14</td><td>3</td><td>5</td><td>34</td><td>6</td><td>.363</td><td>38</td><td>63</td><td>.258</td></tr></table> <div>CARDBOARD BASEBALL RATINGS</div> <table><tr><th>AVG</th><th>H</th><th>2B</th><th>3B</th><th>HR</th><th>RBI</th><th>SB</th></tr><tr><td>.258</td><td>86</td><td>14</td><td>3</td><td>5</td><td>3</td><td>1</td></tr></table> <div>DEFENSE RATING</div> <div>1B:  OF: </div> | | | | | | | | | | | | | G | AB | R | H | 2B | 3B | HR | RBI | SB | SLG | BB | SO | AVG | 110 | 333 | 38 | 86 | 14 | 3 | 5 | 34 | 6 | .363 | 38 | 63 | .258 | AVG | H | 2B | 3B | HR | RBI | SB | .258 | 86 | 14 | 3 | 5 | 3 | 1 | <div>487</div> <div>GREGG ZAUN</div> <div>C</div> <div>HT: 5'10" WT: 170 BATS: BOTH THROWS: RIGHT</div> <div>BORN: 4-14-1971, Glendale, CA</div> <div>1997 FLORIDA MARLINS BATTING RECORD</div> <table><tr><th>G</th><th>AB</th><th>R</th><th>H</th><th>2B</th><th>3B</th><th>HR</th><th>RBI</th><th>SB</th><th>SLG</th><th>BB</th><th>SO</th><th>AVG</th></tr><tr><td>58</td><td>143</td><td>21</td><td>43</td><td>10</td><td>2</td><td>2</td><td>20</td><td>1</td><td>.441</td><td>26</td><td>18</td><td>.301</td></tr></table> <div>CARDBOARD BASEBALL RATINGS</div> <table><tr><th>AVG</th><th>H</th><th>2B</th><th>3B</th><th>HR</th><th>RBI</th><th>SB</th></tr><tr><td>.301</td><td>43</td><td>10</td><td>2</td><td>2</td><td>2</td><td>1</td></tr></table> <div>DEFENSE RATING</div> | | | | | | | | | | | | | G | AB | R | H | 2B | 3B | HR | RBI | SB | SLG | BB | SO | AVG | 58 | 143 | 21 | 43 | 10 | 2 | 2 | 20 | 1 | .441 | 26 | 18 | .301 | AVG | H | 2B | 3B | HR | RBI | SB | .301 | 43 | 10 | 2 | 2 | 2 | 1 |
| G | AB | R | H | 2B | 3B | HR | RBI | SB | SLG | BB | SO | AVG | | | | | | | | | | | | | | | | | | | | | | | | | | | | | | | | | | | | | | | | | | | | | | | | | | | | | | | | | | | | | | | | | | | | | | | | | | | | | | | | | | | | | | | | | | | | | |
| 110 | 333 | 38 | 86 | 14 | 3 | 5 | 34 | 6 | .363 | 38 | 63 | .258 | | | | | | | | | | | | | | | | | | | | | | | | | | | | | | | | | | | | | | | | | | | | | | | | | | | | | | | | | | | | | | | | | | | | | | | | | | | | | | | | | | | | | | | | | | | | | |
| AVG | H | 2B | 3B | HR | RBI | SB | | | | | | | | | | | | | | | | | | | | | | | | | | | | | | | | | | | | | | | | | | | | | | | | | | | | | | | | | | | | | | | | | | | | | | | | | | | | | | | | | | | | | | | | | | | | | | | | | | | |
| .258 | 86 | 14 | 3 | 5 | 3 | 1 | | | | | | | | | | | | | | | | | | | | | | | | | | | | | | | | | | | | | | | | | | | | | | | | | | | | | | | | | | | | | | | | | | | | | | | | | | | | | | | | | | | | | | | | | | | | | | | | | | | |
| G | AB | R | H | 2B | 3B | HR | RBI | SB | SLG | BB | SO | AVG | | | | | | | | | | | | | | | | | | | | | | | | | | | | | | | | | | | | | | | | | | | | | | | | | | | | | | | | | | | | | | | | | | | | | | | | | | | | | | | | | | | | | | | | | | | | | |
| 58 | 143 | 21 | 43 | 10 | 2 | 2 | 20 | 1 | .441 | 26 | 18 | .301 | | | | | | | | | | | | | | | | | | | | | | | | | | | | | | | | | | | | | | | | | | | | | | | | | | | | | | | | | | | | | | | | | | | | | | | | | | | | | | | | | | | | | | | | | | | | | |
| AVG | H | 2B | 3B | HR | RBI | SB | | | | | | | | | | | | | | | | | | | | | | | | | | | | | | | | | | | | | | | | | | | | | | | | | | | | | | | | | | | | | | | | | | | | | | | | | | | | | | | | | | | | | | | | | | | | | | | | | | | |
| .301 | 43 | 10 | 2 | 2 | 2 | 1 | | | | | | | | | | | | | | | | | | | | | | | | | | | | | | | | | | | | | | | | | | | | | | | | | | | | | | | | | | | | | | | | | | | | | | | | | | | | | | | | | | | | | | | | | | | | | | | | | | | |
| <div>484</div> <div>ERIC YOUNG</div> <div>2B</div> <div>HT: 5'9" WT: 180 BATS: RIGHT THROWS: RIGHT</div> <div>BORN: 5-18-1967, New Brunswick, NJ</div> <div>1997 LOS ANGELES DODGERS BATTING RECORD</div> <table><tr><th>G</th><th>AB</th><th>R</th><th>H</th><th>2B</th><th>3B</th><th>HR</th><th>RBI</th><th>SB</th><th>SLG</th><th>BB</th><th>SO</th><th>AVG</th></tr><tr><td>155</td><td>622</td><td>106</td><td>174</td><td>33</td><td>8</td><td>8</td><td>61</td><td>45</td><td>.397</td><td>71</td><td>54</td><td>.280</td></tr></table> <div>CARDBOARD BASEBALL RATINGS</div> <table><tr><th>AVG</th><th>H</th><th>2B</th><th>3B</th><th>HR</th><th>RBI</th><th>SB</th></tr><tr><td>.280</td><td>174</td><td>33</td><td>8</td><td>8</td><td>6</td><td>5</td></tr></table> <div>DEFENSE RATING</div> <div>2B: </div> | | | | | | | | | | | | | G | AB | R | H | 2B | 3B | HR | RBI | SB | SLG | BB | SO | AVG | 155 | 622 | 106 | 174 | 33 | 8 | 8 | 61 | 45 | .397 | 71 | 54 | .280 | AVG | H | 2B | 3B | HR | RBI | SB | .280 | 174 | 33 | 8 | 8 | 6 | 5 | <div>488</div> <div>TODD ZEILE</div> <div>3B</div> <div>HT: 6'1" WT: 190 BATS: RIGHT THROWS: RIGHT</div> <div>BORN: 9-9-1965, Van Nuys, CA</div> <div>1997 LOS ANGELES DODGERS BATTING RECORD</div> <table><tr><th>G</th><th>AB</th><th>R</th><th>H</th><th>2B</th><th>3B</th><th>HR</th><th>RBI</th><th>SB</th><th>SLG</th><th>BB</th><th>SO</th><th>AVG</th></tr><tr><td>160</td><td>575</td><td>89</td><td>154</td><td>17</td><td>0</td><td>31</td><td>90</td><td>8</td><td>.459</td><td>85</td><td>112</td><td>.268</td></tr></table> <div>CARDBOARD BASEBALL RATINGS</div> <table><tr><th>AVG</th><th>H</th><th>2B</th><th>3B</th><th>HR</th><th>RBI</th><th>SB</th></tr><tr><td>.268</td><td>154</td><td>17</td><td>0</td><td>31</td><td>9</td><td>1</td></tr></table> <div>DEFENSE RATING</div> <div>3B: </div> | | | | | | | | | | | | | G | AB | R | H | 2B | 3B | HR | RBI | SB | SLG | BB | SO | AVG | 160 | 575 | 89 | 154 | 17 | 0 | 31 | 90 | 8 | .459 | 85 | 112 | .268 | AVG | H | 2B | 3B | HR | RBI | SB | .268 | 154 | 17 | 0 | 31 | 9 | 1 |
| G | AB | R | H | 2B | 3B | HR | RBI | SB | SLG | BB | SO | AVG | | | | | | | | | | | | | | | | | | | | | | | | | | | | | | | | | | | | | | | | | | | | | | | | | | | | | | | | | | | | | | | | | | | | | | | | | | | | | | | | | | | | | | | | | | | | | |
| 155 | 622 | 106 | 174 | 33 | 8 | 8 | 61 | 45 | .397 | 71 | 54 | .280 | | | | | | | | | | | | | | | | | | | | | | | | | | | | | | | | | | | | | | | | | | | | | | | | | | | | | | | | | | | | | | | | | | | | | | | | | | | | | | | | | | | | | | | | | | | | | |
| AVG | H | 2B | 3B | HR | RBI | SB | | | | | | | | | | | | | | | | | | | | | | | | | | | | | | | | | | | | | | | | | | | | | | | | | | | | | | | | | | | | | | | | | | | | | | | | | | | | | | | | | | | | | | | | | | | | | | | | | | | |
| .280 | 174 | 33 | 8 | 8 | 6 | 5 | | | | | | | | | | | | | | | | | | | | | | | | | | | | | | | | | | | | | | | | | | | | | | | | | | | | | | | | | | | | | | | | | | | | | | | | | | | | | | | | | | | | | | | | | | | | | | | | | | | |
| G | AB | R | H | 2B | 3B | HR | RBI | SB | SLG | BB | SO | AVG | | | | | | | | | | | | | | | | | | | | | | | | | | | | | | | | | | | | | | | | | | | | | | | | | | | | | | | | | | | | | | | | | | | | | | | | | | | | | | | | | | | | | | | | | | | | | |
| 160 | 575 | 89 | 154 | 17 | 0 | 31 | 90 | 8 | .459 | 85 | 112 | .268 | | | | | | | | | | | | | | | | | | | | | | | | | | | | | | | | | | | | | | | | | | | | | | | | | | | | | | | | | | | | | | | | | | | | | | | | | | | | | | | | | | | | | | | | | | | | | |
| AVG | H | 2B | 3B | HR | RBI | SB | | | | | | | | | | | | | | | | | | | | | | | | | | | | | | | | | | | | | | | | | | | | | | | | | | | | | | | | | | | | | | | | | | | | | | | | | | | | | | | | | | | | | | | | | | | | | | | | | | | |
| .268 | 154 | 17 | 0 | 31 | 9 | 1 | | | | | | | | | | | | | | | | | | | | | | | | | | | | | | | | | | | | | | | | | | | | | | | | | | | | | | | | | | | | | | | | | | | | | | | | | | | | | | | | | | | | | | | | | | | | | | | | | | | |

| | | | | | | | | | | | | | | | | | | | | | | | | | | | | | | | | | | | | | | | | | | | | | | | | | | | |
|--|------|---|---|----|----|----|----|----|----|-----|----|------|---|------|---|---|----|----|----|----|----|----|-----|----|------|----|------|---|---|----|----|----|----|----|----|-----|----|------|----|--|--|--|--|--|--|--|--|--|--|--|--|
| 489 | | | | | | | | | | | | | JUAN ACEVEDO | | | | | | | | | | | | | P | | | | | | | | | | | | | | | | | | | | | | | | | |
| HT: 6'2" WT: 195 THROWS: RIGHT BATS: RIGHT | | | | | | | | | | | | | BORN: 5-5-1970, Ciudad Juarez, 06, Mexico | | | | | | | | | | | | | | | | | | | | | | | | | | | | | | | | | | | | | | |
| 1997 NEW YORK METS PITCHING RECORD | | | | | | | | | | | | | | | | | | | | | | | | | | | | | | | | | | | | | | | | | | | | | | | | | | | |
| G | IP | W | L | R | ER | SO | BB | GS | CG | SHO | SV | ERA | G | IP | W | L | R | ER | SO | BB | GS | CG | SHO | SV | ERA | G | IP | W | L | R | ER | SO | BB | GS | CG | SHO | SV | ERA | | | | | | | | | | | | | |
| 25 | 47.2 | 3 | 1 | 24 | 19 | 33 | 22 | 2 | 0 | 0 | 0 | 3.59 | 61 | 68.1 | 5 | 4 | 29 | 29 | 68 | 22 | 0 | 0 | 0 | 26 | 3.82 | 25 | 47.2 | 3 | 1 | 24 | 19 | 33 | 22 | 2 | 0 | 0 | 0 | 3.59 | | | | | | | | | | | | | |
| CARDBOARD BASEBALL RATINGS | | | | | | | | | | | | | | | | | | | | | | | | | | | | | | | | | | | | | | | | | | | | | | | | | | | |
| ERA | | | | | | | | | | | | | W | | | | | | | | | | | | | BB | | | | | | | | | | | | | K | | | | | | | | | | | | |
| 35 | | | | | | | | | | | | | 3 | | | | | | | | | | | | | 22 | | | | | | | | | | | | | 33 | | | | | | | | | | | | |

| | | | | | | | | | | | | | | | | | | | | | | | | | | | | | | | | | | | | | | | | | | | | | | | | | | | |
|--|------|---|---|----|----|----|----|----|----|-----|----|------|-----------------------------------|------|---|---|----|----|----|----|----|----|-----|------|-----|------|----|---|----|----|----|----|----|----|----|-----|------|-----|----|--|--|--|--|--|--|--|--|--|--|--|--|
| 493 | | | | | | | | | | | | | RICK AGUILERA | | | | | | | | | | | | | P | | | | | | | | | | | | | | | | | | | | | | | | | |
| HT: 6'4" WT: 195 THROWS: RIGHT BATS: RIGHT | | | | | | | | | | | | | BORN: 12-31-1961, San Gabriel, CA | | | | | | | | | | | | | | | | | | | | | | | | | | | | | | | | | | | | | | |
| 1997 MINNESOTA TWINS PITCHING RECORD | | | | | | | | | | | | | | | | | | | | | | | | | | | | | | | | | | | | | | | | | | | | | | | | | | | |
| G | IP | W | L | R | ER | SO | BB | GS | CG | SHO | SV | ERA | G | IP | W | L | R | ER | SO | BB | GS | CG | SHO | SV | ERA | G | IP | W | L | R | ER | SO | BB | GS | CG | SHO | SV | ERA | | | | | | | | | | | | | |
| 61 | 68.1 | 5 | 4 | 29 | 29 | 68 | 22 | 0 | 0 | 0 | 26 | 3.82 | 25 | 47.2 | 3 | 1 | 24 | 19 | 33 | 22 | 2 | 0 | 0 | 3.59 | 61 | 68.1 | 5 | 4 | 29 | 29 | 68 | 22 | 0 | 0 | 0 | 26 | 3.82 | | | | | | | | | | | | | | |
| CARDBOARD BASEBALL RATINGS | | | | | | | | | | | | | | | | | | | | | | | | | | | | | | | | | | | | | | | | | | | | | | | | | | | |
| ERA | | | | | | | | | | | | | W | | | | | | | | | | | | | BB | | | | | | | | | | | | | K | | | | | | | | | | | | |
| 38 | | | | | | | | | | | | | 5 | | | | | | | | | | | | | 22 | | | | | | | | | | | | | 68 | | | | | | | | | | | | |

| | | | | | | | | | | | | | | | | | | | | | | | | | | | | | | | | | | | | | | | | | | | | | | | | | | | |
|--|------|---|---|----|----|----|----|----|----|-----|----|------|------------------------------|------|---|---|----|----|----|----|----|----|-----|----|------|----|------|---|---|----|----|----|----|----|----|-----|----|------|----|--|--|--|--|--|--|--|--|--|--|--|--|
| 490 | | | | | | | | | | | | | JOEL ADAMSON | | | | | | | | | | | | | P | | | | | | | | | | | | | | | | | | | | | | | | | |
| HT: 6'4" WT: 185 THROWS: LEFT BATS: LEFT | | | | | | | | | | | | | BORN: 7-2-1971, Lakewood, CA | | | | | | | | | | | | | | | | | | | | | | | | | | | | | | | | | | | | | | |
| 1997 MILWAUKEE BREWERS PITCHING RECORD | | | | | | | | | | | | | | | | | | | | | | | | | | | | | | | | | | | | | | | | | | | | | | | | | | | |
| G | IP | W | L | R | ER | SO | BB | GS | CG | SHO | SV | ERA | G | IP | W | L | R | ER | SO | BB | GS | CG | SHO | SV | ERA | G | IP | W | L | R | ER | SO | BB | GS | CG | SHO | SV | ERA | | | | | | | | | | | | | |
| 30 | 76.1 | 5 | 3 | 36 | 30 | 56 | 19 | 6 | 0 | 0 | 0 | 3.54 | 10 | 28.1 | 0 | 3 | 33 | 25 | 11 | 17 | 4 | 0 | 0 | 0 | 7.94 | 30 | 76.1 | 5 | 3 | 36 | 30 | 56 | 19 | 6 | 0 | 0 | 0 | 3.54 | | | | | | | | | | | | | |
| CARDBOARD BASEBALL RATINGS | | | | | | | | | | | | | | | | | | | | | | | | | | | | | | | | | | | | | | | | | | | | | | | | | | | |
| ERA | | | | | | | | | | | | | W | | | | | | | | | | | | | BB | | | | | | | | | | | | | K | | | | | | | | | | | | |
| 35 | | | | | | | | | | | | | 5 | | | | | | | | | | | | | 19 | | | | | | | | | | | | | 56 | | | | | | | | | | | | |

| | | | | | | | | | | | | | | | | | | | | | | | | | | | | | | | | | | | | | | | | | | | | | | | | | | | |
|--|------|---|---|----|----|----|----|----|----|-----|----|------|---------------------------------|------|---|---|----|----|----|----|----|----|-----|----|------|----|------|---|---|----|----|----|----|----|----|-----|----|------|----|--|--|--|--|--|--|--|--|--|--|--|--|
| 494 | | | | | | | | | | | | | JOSE ALBERRO | | | | | | | | | | | | | P | | | | | | | | | | | | | | | | | | | | | | | | | |
| HT: 6'2" WT: 190 THROWS: RIGHT BATS: RIGHT | | | | | | | | | | | | | BORN: 6-29-1969, San Juan, P.R. | | | | | | | | | | | | | | | | | | | | | | | | | | | | | | | | | | | | | | |
| 1997 TEXAS RANGERS PITCHING RECORD | | | | | | | | | | | | | | | | | | | | | | | | | | | | | | | | | | | | | | | | | | | | | | | | | | | |
| G | IP | W | L | R | ER | SO | BB | GS | CG | SHO | SV | ERA | G | IP | W | L | R | ER | SO | BB | GS | CG | SHO | SV | ERA | G | IP | W | L | R | ER | SO | BB | GS | CG | SHO | SV | ERA | | | | | | | | | | | | | |
| 10 | 28.1 | 0 | 3 | 33 | 25 | 11 | 17 | 4 | 0 | 0 | 0 | 7.94 | 10 | 28.1 | 0 | 3 | 33 | 25 | 11 | 17 | 4 | 0 | 0 | 0 | 7.94 | 10 | 28.1 | 0 | 3 | 33 | 25 | 11 | 17 | 4 | 0 | 0 | 0 | 7.94 | | | | | | | | | | | | | |
| CARDBOARD BASEBALL RATINGS | | | | | | | | | | | | | | | | | | | | | | | | | | | | | | | | | | | | | | | | | | | | | | | | | | | |
| ERA | | | | | | | | | | | | | W | | | | | | | | | | | | | BB | | | | | | | | | | | | | K | | | | | | | | | | | | |
| 79 | | | | | | | | | | | | | 0 | | | | | | | | | | | | | 17 | | | | | | | | | | | | | 11 | | | | | | | | | | | | |

| | | | | | | | | | | | | | | | | | | | | | | | | | | | | | | | | | | | | | | | | | | | | | | | | | | | |
|--|------|---|---|----|----|----|----|----|----|-----|----|------|----------------------------|------|---|----|----|----|----|----|----|----|-----|----|------|----|------|---|---|----|----|----|----|----|----|-----|----|------|----|--|--|--|--|--|--|--|--|--|--|--|--|
| 491 | | | | | | | | | | | | | TERRY ADAMS | | | | | | | | | | | | | P | | | | | | | | | | | | | | | | | | | | | | | | | |
| HT: 6'3" WT: 180 THROWS: RIGHT BATS: RIGHT | | | | | | | | | | | | | BORN: 3-6-1973, Mobile, AL | | | | | | | | | | | | | | | | | | | | | | | | | | | | | | | | | | | | | | |
| 1997 CHICAGO CUBS PITCHING RECORD | | | | | | | | | | | | | | | | | | | | | | | | | | | | | | | | | | | | | | | | | | | | | | | | | | | |
| G | IP | W | L | R | ER | SO | BB | GS | CG | SHO | SV | ERA | G | IP | W | L | R | ER | SO | BB | GS | CG | SHO | SV | ERA | G | IP | W | L | R | ER | SO | BB | GS | CG | SHO | SV | ERA | | | | | | | | | | | | | |
| 74 | 74.1 | 2 | 9 | 43 | 38 | 64 | 40 | 0 | 0 | 0 | 18 | 4.62 | 17 | 77.1 | 2 | 10 | 66 | 66 | 33 | 28 | 15 | 0 | 0 | 0 | 7.68 | 74 | 74.1 | 2 | 9 | 43 | 38 | 64 | 40 | 0 | 0 | 0 | 18 | 4.62 | | | | | | | | | | | | | |
| CARDBOARD BASEBALL RATINGS | | | | | | | | | | | | | | | | | | | | | | | | | | | | | | | | | | | | | | | | | | | | | | | | | | | |
| ERA | | | | | | | | | | | | | W | | | | | | | | | | | | | BB | | | | | | | | | | | | | K | | | | | | | | | | | | |
| 46 | | | | | | | | | | | | | 2 | | | | | | | | | | | | | 40 | | | | | | | | | | | | | 64 | | | | | | | | | | | | |

| | | | | | | | | | | | | | | | | | | | | | | | | | | | | | | | | | | | | | | | | | | | | | | | | | | | |
|--|------|---|----|----|----|----|----|----|----|-----|----|------|----------------------------|------|---|----|----|----|----|----|----|----|-----|----|------|----|------|---|----|----|----|----|----|----|----|-----|----|------|----|--|--|--|--|--|--|--|--|--|--|--|--|
| 495 | | | | | | | | | | | | | SCOTT ALDRED | | | | | | | | | | | | | P | | | | | | | | | | | | | | | | | | | | | | | | | |
| HT: 6'4" WT: 195 THROWS: LEFT BATS: LEFT | | | | | | | | | | | | | BORN: 6-12-1968, Flint, MI | | | | | | | | | | | | | | | | | | | | | | | | | | | | | | | | | | | | | | |
| 1997 MINNESOTA TWINS PITCHING RECORD | | | | | | | | | | | | | | | | | | | | | | | | | | | | | | | | | | | | | | | | | | | | | | | | | | | |
| G | IP | W | L | R | ER | SO | BB | GS | CG | SHO | SV | ERA | G | IP | W | L | R | ER | SO | BB | GS | CG | SHO | SV | ERA | G | IP | W | L | R | ER | SO | BB | GS | CG | SHO | SV | ERA | | | | | | | | | | | | | |
| 17 | 77.1 | 2 | 10 | 66 | 66 | 33 | 28 | 15 | 0 | 0 | 0 | 7.68 | 17 | 77.1 | 2 | 10 | 66 | 66 | 33 | 28 | 15 | 0 | 0 | 0 | 7.68 | 17 | 77.1 | 2 | 10 | 66 | 66 | 33 | 28 | 15 | 0 | 0 | 0 | 7.68 | | | | | | | | | | | | | |
| CARDBOARD BASEBALL RATINGS | | | | | | | | | | | | | | | | | | | | | | | | | | | | | | | | | | | | | | | | | | | | | | | | | | | |
| ERA | | | | | | | | | | | | | W | | | | | | | | | | | | | BB | | | | | | | | | | | | | K | | | | | | | | | | | | |
| 76 | | | | | | | | | | | | | 2 | | | | | | | | | | | | | 28 | | | | | | | | | | | | | 33 | | | | | | | | | | | | |

| | | | | | | | | | | | | | | | | | | | | | | | | | | | | | | | | | | | | | | | | | | | | | | | | | | | |
|--|------|---|---|----|----|----|----|----|----|-----|----|------|-----------------------------|------|---|---|----|----|----|----|----|----|-----|----|------|----|------|---|---|----|----|----|----|----|----|-----|----|------|----|--|--|--|--|--|--|--|--|--|--|--|--|
| 492 | | | | | | | | | | | | | WILLIE ADAMS | | | | | | | | | | | | | P | | | | | | | | | | | | | | | | | | | | | | | | | |
| HT: 6'7" WT: 215 THROWS: RIGHT BATS: RIGHT | | | | | | | | | | | | | BORN: 10-8-1972, Gallup, NM | | | | | | | | | | | | | | | | | | | | | | | | | | | | | | | | | | | | | | |
| 1997 OAKLAND ATHLETICS PITCHING RECORD | | | | | | | | | | | | | | | | | | | | | | | | | | | | | | | | | | | | | | | | | | | | | | | | | | | |
| G | IP | W | L | R | ER | SO | BB | GS | CG | SHO | SV | ERA | G | IP | W | L | R | ER | SO | BB | GS | CG | SHO | SV | ERA | G | IP | W | L | R | ER | SO | BB | GS | CG | SHO | SV | ERA | | | | | | | | | | | | | |
| 13 | 58.1 | 3 | 5 | 53 | 53 | 37 | 32 | 12 | 0 | 0 | 0 | 8.18 | 17 | 25.2 | 1 | 3 | 16 | 14 | 19 | 10 | 0 | 0 | 0 | 0 | 4.91 | 13 | 58.1 | 3 | 5 | 53 | 53 | 37 | 32 | 12 | 0 | 0 | 0 | 8.18 | | | | | | | | | | | | | |
| CARDBOARD BASEBALL RATINGS | | | | | | | | | | | | | | | | | | | | | | | | | | | | | | | | | | | | | | | | | | | | | | | | | | | |
| ERA | | | | | | | | | | | | | W | | | | | | | | | | | | | BB | | | | | | | | | | | | | K | | | | | | | | | | | | |
| 81 | | | | | | | | | | | | | 3 | | | | | | | | | | | | | 32 | | | | | | | | | | | | | 37 | | | | | | | | | | | | |

| | | | | | | | | | | | | | | | | | | | | | | | | | | | | | | | | | | | | | | | | | | | | | | | | | | | |
|--|------|---|---|----|----|----|----|----|----|-----|----|------|----------------------------------|------|---|---|----|----|----|----|----|----|-----|----|------|----|------|---|---|----|----|----|----|----|----|-----|----|------|----|--|--|--|--|--|--|--|--|--|--|--|--|
| 496 | | | | | | | | | | | | | ANTONIO ALFONSECA | | | | | | | | | | | | | P | | | | | | | | | | | | | | | | | | | | | | | | | |
| HT: 6'5" WT: 250 THROWS: RIGHT BATS: RIGHT | | | | | | | | | | | | | BORN: 4-16-1972, La Romana, D.R. | | | | | | | | | | | | | | | | | | | | | | | | | | | | | | | | | | | | | | |
| 1997 FLORIDA MARLINS PITCHING RECORD | | | | | | | | | | | | | | | | | | | | | | | | | | | | | | | | | | | | | | | | | | | | | | | | | | | |
| G | IP | W | L | R | ER | SO | BB | GS | CG | SHO | SV | ERA | G | IP | W | L | R | ER | SO | BB | GS | CG | SHO | SV | ERA | G | IP | W | L | R | ER | SO | BB | GS | CG | SHO | SV | ERA | | | | | | | | | | | | | |
| 17 | 25.2 | 1 | 3 | 16 | 14 | 19 | 10 | 0 | 0 | 0 | 0 | 4.91 | 17 | 25.2 | 1 | 3 | 16 | 14 | 19 | 10 | 0 | 0 | 0 | 0 | 4.91 | 17 | 25.2 | 1 | 3 | 16 | 14 | 19 | 10 | 0 | 0 | 0 | 0 | 4.91 | | | | | | | | | | | | | |
| CARDBOARD BASEBALL RATINGS | | | | | | | | | | | | | | | | | | | | | | | | | | | | | | | | | | | | | | | | | | | | | | | | | | | |
| ERA | | | | | | | | | | | | | W | | | | | | | | | | | | | BB | | | | | | | | | | | | | K | | | | | | | | | | | | |
| 49 | | | | | | | | | | | | | 1 | | | | | | | | | | | | | 10 | | | | | | | | | | | | | 19 | | | | | | | | | | | | |

| | | | | | | | | | | | | | | | | | | | | | | | | | | |
|--|-------|----|----|-----|----|-----|----|----|-----|-----|----|------|---------------------------------------|-------|----|----|-----|----|-----|----|-----|----|-----|----|------|---|
| 497 | | | | | | | | | | | | | WILSON ALVAREZ | | | | | | | | | | | | | P |
| HT: 6'1" WT: 175 THROWS: LEFT BATS: LEFT | | | | | | | | | | | | | BORN: 3-24-1970, Maracaibo, Venezuela | | | | | | | | | | | | | |
| 1997 SAN FRANCISCO GIANTS PITCHING RECORD | | | | | | | | | | | | | | | | | | | | | | | | | | |
| G | IP | W | L | R | ER | SO | BB | GS | CG | SHO | SV | ERA | G | IP | W | L | R | ER | SO | BB | GS | CG | SHO | SV | ERA | |
| 33 | 212.1 | 13 | 11 | 97 | 82 | 179 | 91 | 33 | 2 | 1 | 0 | 3.48 | 30 | 200.2 | 9 | 11 | 108 | 92 | 144 | 49 | 30 | 2 | 0 | 0 | 4.13 | |
| CARDBOARD BASEBALL RATINGS | | | | | | | | | | | | | | | | | | | | | | | | | | |
| ERA | | | W | | | BB | | | K | | | ERA | | | W | | | BB | | | K | | | | | |
| 34 | | | 13 | | | 91 | | | 179 | | | 41 | | | 9 | | | 49 | | | 144 | | | | | |
| | | | | | | | | | | | | | | | | | | | | | | | | | | |
| 498 | | | | | | | | | | | | | BRIAN ANDERSON | | | | | | | | | | | | | P |
| HT: 6'1" WT: 190 THROWS: LEFT BATS: BOTH | | | | | | | | | | | | | BORN: 4-26-1972, Portsmouth, VA | | | | | | | | | | | | | |
| 1997 CLEVELAND INDIANS PITCHING RECORD | | | | | | | | | | | | | | | | | | | | | | | | | | |
| G | IP | W | L | R | ER | SO | BB | GS | CG | SHO | SV | ERA | G | IP | W | L | R | ER | SO | BB | GS | CG | SHO | SV | ERA | |
| 8 | 48.1 | 4 | 2 | 28 | 25 | 22 | 11 | 8 | 0 | 0 | 0 | 4.69 | 75 | 49.1 | 5 | 0 | 17 | 16 | 53 | 15 | 0 | 0 | 0 | 4 | 2.94 | |
| CARDBOARD BASEBALL RATINGS | | | | | | | | | | | | | | | | | | | | | | | | | | |
| ERA | | | W | | | BB | | | K | | | ERA | | | W | | | BB | | | K | | | | | |
| 46 | | | 4 | | | 11 | | | 22 | | | 29 | | | 5 | | | 15 | | | 53 | | | | | |
| | | | | | | | | | | | | | | | | | | | | | | | | | | |
| 499 | | | | | | | | | | | | | LUIS ANDUJAR | | | | | | | | | | | | | P |
| HT: 6'2" WT: 175 THROWS: RIGHT BATS: RIGHT | | | | | | | | | | | | | BORN: 11-22-1972, Bani, D.R. | | | | | | | | | | | | | |
| 1997 TORONTO BLUE JAYS PITCHING RECORD | | | | | | | | | | | | | | | | | | | | | | | | | | |
| G | IP | W | L | R | ER | SO | BB | GS | CG | SHO | SV | ERA | G | IP | W | L | R | ER | SO | BB | GS | CG | SHO | SV | ERA | |
| 17 | 50.1 | 0 | 6 | 45 | 36 | 28 | 21 | 8 | 0 | 0 | 0 | 6.48 | 33 | 202.1 | 12 | 10 | 98 | 93 | 166 | 61 | 31 | 2 | 1 | 0 | 4.14 | |
| CARDBOARD BASEBALL RATINGS | | | | | | | | | | | | | | | | | | | | | | | | | | |
| ERA | | | W | | | BB | | | K | | | ERA | | | W | | | BB | | | K | | | | | |
| 64 | | | 0 | | | 21 | | | 28 | | | 41 | | | 12 | | | 61 | | | 166 | | | | | |
| | | | | | | | | | | | | | | | | | | | | | | | | | | |
| 500 | | | | | | | | | | | | | KEVIN APPIER | | | | | | | | | | | | | P |
| HT: 6'2" WT: 180 THROWS: RIGHT BATS: RIGHT | | | | | | | | | | | | | BORN: 12-6-1967, Lancaster, CA | | | | | | | | | | | | | |
| 1997 KANSAS CITY ROYALS PITCHING RECORD | | | | | | | | | | | | | | | | | | | | | | | | | | |
| G | IP | W | L | R | ER | SO | BB | GS | CG | SHO | SV | ERA | G | IP | W | L | R | ER | SO | BB | GS | CG | SHO | SV | ERA | |
| 34 | 235.2 | 9 | 13 | 96 | 89 | 196 | 74 | 34 | 4 | 1 | 0 | 3.40 | 22 | 96.2 | 6 | 7 | 76 | 69 | 51 | 49 | 18 | 0 | 0 | 0 | 6.42 | |
| CARDBOARD BASEBALL RATINGS | | | | | | | | | | | | | | | | | | | | | | | | | | |
| ERA | | | W | | | BB | | | K | | | ERA | | | W | | | BB | | | K | | | | | |
| 34 | | | 9 | | | 74 | | | 196 | | | 64 | | | 6 | | | 49 | | | 51 | | | | | |
| | | | | | | | | | | | | | | | | | | | | | | | | | | |
| 501 | | | | | | | | | | | | | ANDY ASHBY | | | | | | | | | | | | | P |
| HT: 6'1" WT: 180 THROWS: RIGHT BATS: RIGHT | | | | | | | | | | | | | BORN: 7-11-1967, Kansas City, MO | | | | | | | | | | | | | |
| 1997 SAN DIEGO PADRES PITCHING RECORD | | | | | | | | | | | | | | | | | | | | | | | | | | |
| G | IP | W | L | R | ER | SO | BB | GS | CG | SHO | SV | ERA | G | IP | W | L | R | ER | SO | BB | GS | CG | SHO | SV | ERA | |
| 30 | 200.2 | 9 | 11 | 108 | 92 | 144 | 49 | 30 | 2 | 0 | 0 | 4.13 | 30 | 200.2 | 9 | 11 | 108 | 92 | 144 | 49 | 30 | 2 | 0 | 0 | 4.13 | |
| CARDBOARD BASEBALL RATINGS | | | | | | | | | | | | | | | | | | | | | | | | | | |
| ERA | | | W | | | BB | | | K | | | ERA | | | W | | | BB | | | K | | | | | |
| 41 | | | 9 | | | 49 | | | 144 | | | 41 | | | 9 | | | 49 | | | 144 | | | | | |
| | | | | | | | | | | | | | | | | | | | | | | | | | | |
| 502 | | | | | | | | | | | | | PAUL ASSENMACHER | | | | | | | | | | | | | P |
| HT: 6'3" WT: 195 THROWS: LEFT BATS: LEFT | | | | | | | | | | | | | BORN: 12-10-1960, Detroit, MI | | | | | | | | | | | | | |
| 1997 CLEVELAND INDIANS PITCHING RECORD | | | | | | | | | | | | | | | | | | | | | | | | | | |
| G | IP | W | L | R | ER | SO | BB | GS | CG | SHO | SV | ERA | G | IP | W | L | R | ER | SO | BB | GS | CG | SHO | SV | ERA | |
| 75 | 49.1 | 5 | 0 | 17 | 16 | 53 | 15 | 0 | 0 | 0 | 4 | 2.94 | 75 | 49.1 | 5 | 0 | 17 | 16 | 53 | 15 | 0 | 0 | 0 | 4 | 2.94 | |
| CARDBOARD BASEBALL RATINGS | | | | | | | | | | | | | | | | | | | | | | | | | | |
| ERA | | | W | | | BB | | | K | | | ERA | | | W | | | BB | | | K | | | | | |
| 29 | | | 5 | | | 15 | | | 53 | | | 29 | | | 5 | | | 15 | | | 53 | | | | | |
| | | | | | | | | | | | | | | | | | | | | | | | | | | |
| 503 | | | | | | | | | | | | | PEDRO ASTACIO | | | | | | | | | | | | | P |
| HT: 6'2" WT: 174 THROWS: RIGHT BATS: RIGHT | | | | | | | | | | | | | BORN: 11-28-1969, Hato Mayor, D.R. | | | | | | | | | | | | | |
| 1997 COLORADO ROCKIES PITCHING RECORD | | | | | | | | | | | | | | | | | | | | | | | | | | |
| G | IP | W | L | R | ER | SO | BB | GS | CG | SHO | SV | ERA | G | IP | W | L | R | ER | SO | BB | GS | CG | SHO | SV | ERA | |
| 33 | 202.1 | 12 | 10 | 98 | 93 | 166 | 61 | 31 | 2 | 1 | 0 | 4.14 | 33 | 202.1 | 12 | 10 | 98 | 93 | 166 | 61 | 31 | 2 | 1 | 0 | 4.14 | |
| CARDBOARD BASEBALL RATINGS | | | | | | | | | | | | | | | | | | | | | | | | | | |
| ERA | | | W | | | BB | | | K | | | ERA | | | W | | | BB | | | K | | | | | |
| 41 | | | 12 | | | 61 | | | 166 | | | 41 | | | 12 | | | 61 | | | 166 | | | | | |
| | | | | | | | | | | | | | | | | | | | | | | | | | | |
| 504 | | | | | | | | | | | | | STEVE AVERY | | | | | | | | | | | | | P |
| HT: 6'4" WT: 180 THROWS: LEFT BATS: LEFT | | | | | | | | | | | | | BORN: 4-14-1970, Trenton, MI | | | | | | | | | | | | | |
| 1997 BOSTON RED SOX PITCHING RECORD | | | | | | | | | | | | | | | | | | | | | | | | | | |
| G | IP | W | L | R | ER | SO | BB | GS | CG | SHO | SV | ERA | G | IP | W | L | R | ER | SO | BB | GS | CG | SHO | SV | ERA | |
| 22 | 96.2 | 6 | 7 | 76 | 69 | 51 | 49 | 18 | 0 | 0 | 0 | 6.42 | 22 | 96.2 | 6 | 7 | 76 | 69 | 51 | 49 | 18 | 0 | 0 | 0 | 6.42 | |
| CARDBOARD BASEBALL RATINGS | | | | | | | | | | | | | | | | | | | | | | | | | | |
| ERA | | | W | | | BB | | | K | | | ERA | | | W | | | BB | | | K | | | | | |
| 64 | | | 6 | | | 49 | | | 51 | | | 64 | | | 6 | | | 49 | | | 51 | | | | | |

| | | | | | | | | | | | | | | | | | | | | | | | | | | | | | | | | | | | | | | | | | | | | | | | | | | | |
|--|------|----|---|----|----|----|----|----|----|-----|----|------|-----------------------------|-------|----|----|-----|-----|-----|----|----|----|-----|----|------|----|--|--|--|--|--|--|--|--|--|--|--|--|----|--|--|--|--|--|--|--|--|--|--|--|--|
| 505 | | | | | | | | | | | | | BOBBY AYALA | | | | | | | | | | | | | P | | | | | | | | | | | | | | | | | | | | | | | | | |
| HT: 6'2" WT: 190 THROWS: RIGHT BATS: RIGHT | | | | | | | | | | | | | BORN: 7-8-1969, Ventura, CA | | | | | | | | | | | | | | | | | | | | | | | | | | | | | | | | | | | | | | |
| 1997 SEATTLE MARINERS PITCHING RECORD | | | | | | | | | | | | | | | | | | | | | | | | | | | | | | | | | | | | | | | | | | | | | | | | | | | |
| G | IP | W | L | R | ER | SO | BB | GS | CG | SHO | SV | ERA | G | IP | W | L | R | ER | SO | BB | GS | CG | SHO | SV | ERA | | | | | | | | | | | | | | | | | | | | | | | | | | |
| 71 | 96.2 | 10 | 5 | 45 | 41 | 92 | 41 | 0 | 0 | 0 | 8 | 3.82 | 32 | 200.1 | 12 | 15 | 128 | 117 | 140 | 83 | 32 | 1 | 0 | 0 | 5.27 | | | | | | | | | | | | | | | | | | | | | | | | | | |
| CARDBOARD BASEBALL RATINGS | | | | | | | | | | | | | | | | | | | | | | | | | | | | | | | | | | | | | | | | | | | | | | | | | | | |
| ERA | | | | | | | | | | | | | W | | | | | | | | | | | | | BB | | | | | | | | | | | | | K | | | | | | | | | | | | |
| 38 | | | | | | | | | | | | | 10 | | | | | | | | | | | | | 41 | | | | | | | | | | | | | 92 | | | | | | | | | | | | |

| | | | | | | | | | | | | | | | | | | | | | | | | | | | | | | | | | | | | | | | | | | | | | | | | | | | |
|--|-------|----|----|-----|-----|-----|----|----|----|-----|----|------|--------------------------------|-------|----|----|-----|-----|-----|----|----|----|-----|----|------|----|--|--|--|--|--|--|--|--|--|--|--|--|-----|--|--|--|--|--|--|--|--|--|--|--|--|
| 509 | | | | | | | | | | | | | JAMES BALDWIN | | | | | | | | | | | | | P | | | | | | | | | | | | | | | | | | | | | | | | | |
| HT: 6'3" WT: 210 THROWS: RIGHT BATS: RIGHT | | | | | | | | | | | | | BORN: 7-15-1971, Pinehurst, NC | | | | | | | | | | | | | | | | | | | | | | | | | | | | | | | | | | | | | | |
| 1997 CHICAGO WHITE SOX PITCHING RECORD | | | | | | | | | | | | | | | | | | | | | | | | | | | | | | | | | | | | | | | | | | | | | | | | | | | |
| G | IP | W | L | R | ER | SO | BB | GS | CG | SHO | SV | ERA | G | IP | W | L | R | ER | SO | BB | GS | CG | SHO | SV | ERA | | | | | | | | | | | | | | | | | | | | | | | | | | |
| 32 | 200.1 | 12 | 15 | 128 | 117 | 140 | 83 | 32 | 1 | 0 | 0 | 5.27 | 32 | 200.1 | 12 | 15 | 128 | 117 | 140 | 83 | 32 | 1 | 0 | 0 | 5.27 | | | | | | | | | | | | | | | | | | | | | | | | | | |
| CARDBOARD BASEBALL RATINGS | | | | | | | | | | | | | | | | | | | | | | | | | | | | | | | | | | | | | | | | | | | | | | | | | | | |
| ERA | | | | | | | | | | | | | W | | | | | | | | | | | | | BB | | | | | | | | | | | | | K | | | | | | | | | | | | |
| 52 | | | | | | | | | | | | | 12 | | | | | | | | | | | | | 83 | | | | | | | | | | | | | 140 | | | | | | | | | | | | |

| | | | | | | | | | | | | | | | | | | | | | | | | | | | | | | | | | | | | | | | | | | | | | | | | | | | |
|--|------|---|---|----|----|----|----|----|----|-----|----|------|----------------------------|------|---|---|----|----|----|----|----|----|-----|----|------|----|--|--|--|--|--|--|--|--|--|--|--|--|----|--|--|--|--|--|--|--|--|--|--|--|--|
| 506 | | | | | | | | | | | | | MANUEL AYBAR | | | | | | | | | | | | | P | | | | | | | | | | | | | | | | | | | | | | | | | |
| HT: 6'1" WT: 175 THROWS: RIGHT BATS: RIGHT | | | | | | | | | | | | | BORN: 5-4-1972, Bani, D.R. | | | | | | | | | | | | | | | | | | | | | | | | | | | | | | | | | | | | | | |
| 1997 ST. LOUIS CARDINALS PITCHING RECORD | | | | | | | | | | | | | | | | | | | | | | | | | | | | | | | | | | | | | | | | | | | | | | | | | | | |
| G | IP | W | L | R | ER | SO | BB | GS | CG | SHO | SV | ERA | G | IP | W | L | R | ER | SO | BB | GS | CG | SHO | SV | ERA | | | | | | | | | | | | | | | | | | | | | | | | | | |
| 12 | 68.1 | 2 | 4 | 33 | 32 | 41 | 29 | 12 | 0 | 0 | 0 | 4.24 | 11 | 36.1 | 0 | 5 | 24 | 23 | 27 | 24 | 6 | 0 | 0 | 0 | 5.70 | | | | | | | | | | | | | | | | | | | | | | | | | | |
| CARDBOARD BASEBALL RATINGS | | | | | | | | | | | | | | | | | | | | | | | | | | | | | | | | | | | | | | | | | | | | | | | | | | | |
| ERA | | | | | | | | | | | | | W | | | | | | | | | | | | | BB | | | | | | | | | | | | | K | | | | | | | | | | | | |
| 42 | | | | | | | | | | | | | 2 | | | | | | | | | | | | | 29 | | | | | | | | | | | | | 41 | | | | | | | | | | | | |

| | | | | | | | | | | | | | | | | | | | | | | | | | | | | | | | | | | | | | | | | | | | | | | | | | | | |
|--|------|---|---|----|----|----|----|----|----|-----|----|------|--------------------------------------|------|---|---|----|----|----|----|----|----|-----|----|------|----|--|--|--|--|--|--|--|--|--|--|--|--|----|--|--|--|--|--|--|--|--|--|--|--|--|
| 510 | | | | | | | | | | | | | MIGUEL BATISTA | | | | | | | | | | | | | P | | | | | | | | | | | | | | | | | | | | | | | | | |
| HT: 6'1" WT: 210 THROWS: RIGHT BATS: RIGHT | | | | | | | | | | | | | BORN: 2-19-1971, Santo Domingo, D.R. | | | | | | | | | | | | | | | | | | | | | | | | | | | | | | | | | | | | | | |
| 1997 CHICAGO CUBS PITCHING RECORD | | | | | | | | | | | | | | | | | | | | | | | | | | | | | | | | | | | | | | | | | | | | | | | | | | | |
| G | IP | W | L | R | ER | SO | BB | GS | CG | SHO | SV | ERA | G | IP | W | L | R | ER | SO | BB | GS | CG | SHO | SV | ERA | | | | | | | | | | | | | | | | | | | | | | | | | | |
| 11 | 36.1 | 0 | 5 | 24 | 23 | 27 | 24 | 6 | 0 | 0 | 0 | 5.70 | 11 | 36.1 | 0 | 5 | 24 | 23 | 27 | 24 | 6 | 0 | 0 | 0 | 5.70 | | | | | | | | | | | | | | | | | | | | | | | | | | |
| CARDBOARD BASEBALL RATINGS | | | | | | | | | | | | | | | | | | | | | | | | | | | | | | | | | | | | | | | | | | | | | | | | | | | |
| ERA | | | | | | | | | | | | | W | | | | | | | | | | | | | BB | | | | | | | | | | | | | K | | | | | | | | | | | | |
| 57 | | | | | | | | | | | | | 0 | | | | | | | | | | | | | 24 | | | | | | | | | | | | | 27 | | | | | | | | | | | | |

| | | | | | | | | | | | | | | | | | | | | | | | | | | | | | | | | | | | | | | | | | | | | | | | | | | | |
|--|-------|---|----|-----|----|----|----|----|----|-----|----|------|------------------------------------|------|---|---|----|----|----|----|----|----|-----|----|------|----|--|--|--|--|--|--|--|--|--|--|--|--|----|--|--|--|--|--|--|--|--|--|--|--|--|
| 507 | | | | | | | | | | | | | ROGER BAILEY | | | | | | | | | | | | | P | | | | | | | | | | | | | | | | | | | | | | | | | |
| HT: 6'1" WT: 180 THROWS: RIGHT BATS: RIGHT | | | | | | | | | | | | | BORN: 10-3-1970, Chattahoochee, FL | | | | | | | | | | | | | | | | | | | | | | | | | | | | | | | | | | | | | | |
| 1997 COLORADO ROCKIES PITCHING RECORD | | | | | | | | | | | | | | | | | | | | | | | | | | | | | | | | | | | | | | | | | | | | | | | | | | | |
| G | IP | W | L | R | ER | SO | BB | GS | CG | SHO | SV | ERA | G | IP | W | L | R | ER | SO | BB | GS | CG | SHO | SV | ERA | | | | | | | | | | | | | | | | | | | | | | | | | | |
| 29 | 191.1 | 9 | 10 | 103 | 91 | 84 | 70 | 29 | 5 | 2 | 0 | 4.29 | 32 | 52.2 | 2 | 2 | 42 | 39 | 23 | 14 | 0 | 0 | 0 | 0 | 6.66 | | | | | | | | | | | | | | | | | | | | | | | | | | |
| CARDBOARD BASEBALL RATINGS | | | | | | | | | | | | | | | | | | | | | | | | | | | | | | | | | | | | | | | | | | | | | | | | | | | |
| ERA | | | | | | | | | | | | | W | | | | | | | | | | | | | BB | | | | | | | | | | | | | K | | | | | | | | | | | | |
| 42 | | | | | | | | | | | | | 9 | | | | | | | | | | | | | 70 | | | | | | | | | | | | | 84 | | | | | | | | | | | | |

| | | | | | | | | | | | | | | | | | | | | | | | | | | | | | | | | | | | | | | | | | | | | | | | | | | | |
|--|------|---|---|----|----|----|----|----|----|-----|----|------|-----------------------------|------|---|---|----|----|----|----|----|----|-----|----|------|----|--|--|--|--|--|--|--|--|--|--|--|--|----|--|--|--|--|--|--|--|--|--|--|--|--|
| 511 | | | | | | | | | | | | | JOSE BAUTISTA | | | | | | | | | | | | | P | | | | | | | | | | | | | | | | | | | | | | | | | |
| HT: 6'1" WT: 177 THROWS: RIGHT BATS: RIGHT | | | | | | | | | | | | | BORN: 7-25-1964, Bani, D.R. | | | | | | | | | | | | | | | | | | | | | | | | | | | | | | | | | | | | | | |
| 1997 ST. LOUIS CARDINALS PITCHING RECORD | | | | | | | | | | | | | | | | | | | | | | | | | | | | | | | | | | | | | | | | | | | | | | | | | | | |
| G | IP | W | L | R | ER | SO | BB | GS | CG | SHO | SV | ERA | G | IP | W | L | R | ER | SO | BB | GS | CG | SHO | SV | ERA | | | | | | | | | | | | | | | | | | | | | | | | | | |
| 32 | 52.2 | 2 | 2 | 42 | 39 | 23 | 14 | 0 | 0 | 0 | 0 | 6.66 | 32 | 52.2 | 2 | 2 | 42 | 39 | 23 | 14 | 0 | 0 | 0 | 0 | 6.66 | | | | | | | | | | | | | | | | | | | | | | | | | | |
| CARDBOARD BASEBALL RATINGS | | | | | | | | | | | | | | | | | | | | | | | | | | | | | | | | | | | | | | | | | | | | | | | | | | | |
| ERA | | | | | | | | | | | | | W | | | | | | | | | | | | | BB | | | | | | | | | | | | | K | | | | | | | | | | | | |
| 66 | | | | | | | | | | | | | 2 | | | | | | | | | | | | | 14 | | | | | | | | | | | | | 23 | | | | | | | | | | | | |

| | | | | | | | | | | | | | | | | | | | | | | | | | | | | | | | | | | | | | | | | | | | | | | | | | | | |
|--|------|---|---|---|----|----|----|----|----|-----|----|------|-----------------------------------|------|---|---|----|----|----|----|----|----|-----|----|------|----|--|--|--|--|--|--|--|--|--|--|--|--|----|--|--|--|--|--|--|--|--|--|--|--|--|
| 508 | | | | | | | | | | | | | SCOTT BAILES | | | | | | | | | | | | | P | | | | | | | | | | | | | | | | | | | | | | | | | |
| HT: 6'2" WT: 170 THROWS: LEFT BATS: LEFT | | | | | | | | | | | | | BORN: 12-18-1961, Chillicothe, OH | | | | | | | | | | | | | | | | | | | | | | | | | | | | | | | | | | | | | | |
| 1997 TEXAS RANGERS PITCHING RECORD | | | | | | | | | | | | | | | | | | | | | | | | | | | | | | | | | | | | | | | | | | | | | | | | | | | |
| G | IP | W | L | R | ER | SO | BB | GS | CG | SHO | SV | ERA | G | IP | W | L | R | ER | SO | BB | GS | CG | SHO | SV | ERA | | | | | | | | | | | | | | | | | | | | | | | | | | |
| 24 | 22.1 | 1 | 0 | 9 | 7 | 14 | 10 | 0 | 0 | 0 | 0 | 2.86 | 73 | 70.1 | 7 | 4 | 31 | 27 | 53 | 8 | 0 | 0 | 0 | 37 | 3.47 | | | | | | | | | | | | | | | | | | | | | | | | | | |
| CARDBOARD BASEBALL RATINGS | | | | | | | | | | | | | | | | | | | | | | | | | | | | | | | | | | | | | | | | | | | | | | | | | | | |
| ERA | | | | | | | | | | | | | W | | | | | | | | | | | | | BB | | | | | | | | | | | | | K | | | | | | | | | | | | |
| 28 | | | | | | | | | | | | | 1 | | | | | | | | | | | | | 10 | | | | | | | | | | | | | 14 | | | | | | | | | | | | |

| | | | | | | | | | | | | | | | | | | | | | | | | | | | | | | | | | | | | | | | | | | | | | | | | | | | |
|--|------|---|---|----|----|----|----|----|----|-----|----|------|-----------------------------|------|---|---|----|----|----|----|----|----|-----|----|------|----|--|--|--|--|--|--|--|--|--|--|--|--|----|--|--|--|--|--|--|--|--|--|--|--|--|
| 512 | | | | | | | | | | | | | ROD BECK | | | | | | | | | | | | | P | | | | | | | | | | | | | | | | | | | | | | | | | |
| HT: 6'1" WT: 215 THROWS: RIGHT BATS: RIGHT | | | | | | | | | | | | | BORN: 8-3-1968, Burbank, CA | | | | | | | | | | | | | | | | | | | | | | | | | | | | | | | | | | | | | | |
| 1997 SAN FRANCISCO GIANTS PITCHING RECORD | | | | | | | | | | | | | | | | | | | | | | | | | | | | | | | | | | | | | | | | | | | | | | | | | | | |
| G | IP | W | L | R | ER | SO | BB | GS | CG | SHO | SV | ERA | G | IP | W | L | R | ER | SO | BB | GS | CG | SHO | SV | ERA | | | | | | | | | | | | | | | | | | | | | | | | | | |
| 73 | 70.1 | 7 | 4 | 31 | 27 | 53 | 8 | 0 | 0 | 0 | 37 | 3.47 | 73 | 70.1 | 7 | 4 | 31 | 27 | 53 | 8 | 0 | 0 | 0 | 37 | 3.47 | | | | | | | | | | | | | | | | | | | | | | | | | | |
| CARDBOARD BASEBALL RATINGS | | | | | | | | | | | | | | | | | | | | | | | | | | | | | | | | | | | | | | | | | | | | | | | | | | | |
| ERA | | | | | | | | | | | | | W | | | | | | | | | | | | | BB | | | | | | | | | | | | | K | | | | | | | | | | | | |
| 34 | | | | | | | | | | | | | 7 | | | | | | | | | | | | | 8 | | | | | | | | | | | | | 53 | | | | | | | | | | | | |

| | | | | | | | | | | | | | | | | | | | | | | | | | | | | | | | | | | | | | | | | | | | | | | | | | | | |
|--|-------|---|---|----|----|-----|----|----|----|-----|----|------|------------------------------|-------|---|---|----|----|-----|----|----|----|-----|----|------|----|--|--|--|--|--|--|--|--|--|--|--|--|-----|--|--|--|--|--|--|--|--|--|--|--|--|
| 513 | | | | | | | | | | | | | MATT BEECH | | | | | | | | | | | | | P | | | | | | | | | | | | | | | | | | | | | | | | | |
| HT: 6'2" WT: 190 THROWS: LEFT BATS: LEFT | | | | | | | | | | | | | BORN: 1-20-1972, Oakland, CA | | | | | | | | | | | | | | | | | | | | | | | | | | | | | | | | | | | | | | |
| 1997 PHILADELPHIA PHILLIES PITCHING RECORD | | | | | | | | | | | | | | | | | | | | | | | | | | | | | | | | | | | | | | | | | | | | | | | | | | | |
| G | IP | W | L | R | ER | SO | BB | GS | CG | SHO | SV | ERA | G | IP | W | L | R | ER | SO | BB | GS | CG | SHO | SV | ERA | | | | | | | | | | | | | | | | | | | | | | | | | | |
| 24 | 136.2 | 4 | 9 | 81 | 77 | 120 | 57 | 24 | 0 | 0 | 0 | 5.07 | 23 | 161.2 | 9 | 9 | 60 | 52 | 160 | 68 | 23 | 2 | 0 | 0 | 2.89 | | | | | | | | | | | | | | | | | | | | | | | | | | |
| CARDBOARD BASEBALL RATINGS | | | | | | | | | | | | | | | | | | | | | | | | | | | | | | | | | | | | | | | | | | | | | | | | | | | |
| ERA | | | | | | | | | | | | | W | | | | | | | | | | | | | BB | | | | | | | | | | | | | K | | | | | | | | | | | | |
| 50 | | | | | | | | | | | | | 4 | | | | | | | | | | | | | 57 | | | | | | | | | | | | | 120 | | | | | | | | | | | | |

| | | | | | | | | | | | | | | | | | | | | | | | | | | | | | | | | | | | | | | | | | | | | | | | | | | | |
|--|-------|---|---|----|----|-----|----|----|----|-----|----|------|---------------------------------|-------|---|---|----|----|-----|----|----|----|-----|----|------|----|--|--|--|--|--|--|--|--|--|--|--|--|-----|--|--|--|--|--|--|--|--|--|--|--|--|
| 517 | | | | | | | | | | | | | ALAN BENES | | | | | | | | | | | | | P | | | | | | | | | | | | | | | | | | | | | | | | | |
| HT: 6'5" WT: 215 THROWS: RIGHT BATS: RIGHT | | | | | | | | | | | | | BORN: 1-21-1972, Evansville, IN | | | | | | | | | | | | | | | | | | | | | | | | | | | | | | | | | | | | | | |
| 1997 ST. LOUIS CARDINALS PITCHING RECORD | | | | | | | | | | | | | | | | | | | | | | | | | | | | | | | | | | | | | | | | | | | | | | | | | | | |
| G | IP | W | L | R | ER | SO | BB | GS | CG | SHO | SV | ERA | G | IP | W | L | R | ER | SO | BB | GS | CG | SHO | SV | ERA | | | | | | | | | | | | | | | | | | | | | | | | | | |
| 23 | 161.2 | 9 | 9 | 60 | 52 | 160 | 68 | 23 | 2 | 0 | 0 | 2.89 | 23 | 161.2 | 9 | 9 | 60 | 52 | 160 | 68 | 23 | 2 | 0 | 0 | 2.89 | | | | | | | | | | | | | | | | | | | | | | | | | | |
| CARDBOARD BASEBALL RATINGS | | | | | | | | | | | | | | | | | | | | | | | | | | | | | | | | | | | | | | | | | | | | | | | | | | | |
| ERA | | | | | | | | | | | | | W | | | | | | | | | | | | | BB | | | | | | | | | | | | | K | | | | | | | | | | | | |
| 28 | | | | | | | | | | | | | 9 | | | | | | | | | | | | | 68 | | | | | | | | | | | | | 160 | | | | | | | | | | | | |

| | | | | | | | | | | | | | | | | | | | | | | | | | | | | | | | | | | | | | | | | | | | | | | | | | | | |
|--|-------|----|----|-----|-----|-----|----|----|----|-----|----|------|------------------------------------|-------|----|---|----|----|-----|----|----|----|-----|----|------|----|--|--|--|--|--|--|--|--|--|--|--|--|-----|--|--|--|--|--|--|--|--|--|--|--|--|
| 514 | | | | | | | | | | | | | TIM BELCHER | | | | | | | | | | | | | P | | | | | | | | | | | | | | | | | | | | | | | | | |
| HT: 6'3" WT: 210 THROWS: RIGHT BATS: RIGHT | | | | | | | | | | | | | BORN: 10-19-1961, Mount Gilead, OH | | | | | | | | | | | | | | | | | | | | | | | | | | | | | | | | | | | | | | |
| 1997 KANSAS CITY ROYALS PITCHING RECORD | | | | | | | | | | | | | | | | | | | | | | | | | | | | | | | | | | | | | | | | | | | | | | | | | | | |
| G | IP | W | L | R | ER | SO | BB | GS | CG | SHO | SV | ERA | G | IP | W | L | R | ER | SO | BB | GS | CG | SHO | SV | ERA | | | | | | | | | | | | | | | | | | | | | | | | | | |
| 32 | 213.1 | 13 | 12 | 128 | 119 | 113 | 70 | 32 | 3 | 1 | 0 | 5.02 | 26 | 177.1 | 10 | 7 | 64 | 61 | 175 | 61 | 26 | 0 | 0 | 0 | 3.10 | | | | | | | | | | | | | | | | | | | | | | | | | | |
| CARDBOARD BASEBALL RATINGS | | | | | | | | | | | | | | | | | | | | | | | | | | | | | | | | | | | | | | | | | | | | | | | | | | | |
| ERA | | | | | | | | | | | | | W | | | | | | | | | | | | | BB | | | | | | | | | | | | | K | | | | | | | | | | | | |
| 50 | | | | | | | | | | | | | 13 | | | | | | | | | | | | | 70 | | | | | | | | | | | | | 113 | | | | | | | | | | | | |

| | | | | | | | | | | | | | | | | | | | | | | | | | | | | | | | | | | | | | | | | | | | | | | | | | | | |
|--|-------|----|---|----|----|-----|----|----|----|-----|----|------|---------------------------------|-------|----|---|----|----|-----|----|----|----|-----|----|------|----|--|--|--|--|--|--|--|--|--|--|--|--|-----|--|--|--|--|--|--|--|--|--|--|--|--|
| 518 | | | | | | | | | | | | | ANDY BENES | | | | | | | | | | | | | P | | | | | | | | | | | | | | | | | | | | | | | | | |
| HT: 6'6" WT: 235 THROWS: RIGHT BATS: RIGHT | | | | | | | | | | | | | BORN: 8-20-1967, Evansville, IN | | | | | | | | | | | | | | | | | | | | | | | | | | | | | | | | | | | | | | |
| 1997 ST. LOUIS CARDINALS PITCHING RECORD | | | | | | | | | | | | | | | | | | | | | | | | | | | | | | | | | | | | | | | | | | | | | | | | | | | |
| G | IP | W | L | R | ER | SO | BB | GS | CG | SHO | SV | ERA | G | IP | W | L | R | ER | SO | BB | GS | CG | SHO | SV | ERA | | | | | | | | | | | | | | | | | | | | | | | | | | |
| 26 | 177.1 | 10 | 7 | 64 | 61 | 175 | 61 | 26 | 0 | 0 | 0 | 3.10 | 26 | 177.1 | 10 | 7 | 64 | 61 | 175 | 61 | 26 | 0 | 0 | 0 | 3.10 | | | | | | | | | | | | | | | | | | | | | | | | | | |
| CARDBOARD BASEBALL RATINGS | | | | | | | | | | | | | | | | | | | | | | | | | | | | | | | | | | | | | | | | | | | | | | | | | | | |
| ERA | | | | | | | | | | | | | W | | | | | | | | | | | | | BB | | | | | | | | | | | | | K | | | | | | | | | | | | |
| 31 | | | | | | | | | | | | | 10 | | | | | | | | | | | | | 61 | | | | | | | | | | | | | 175 | | | | | | | | | | | | |

| | | | | | | | | | | | | | | | | | | | | | | | | | | | | | | | | | | | | | | | | | | | | | | | | | | | |
|--|------|---|---|----|----|-----|----|----|----|-----|----|------|--------------------------------|------|---|---|----|----|-----|----|----|----|-----|----|------|----|--|--|--|--|--|--|--|--|--|--|--|--|-----|--|--|--|--|--|--|--|--|--|--|--|--|
| 515 | | | | | | | | | | | | | STAN BELINDA | | | | | | | | | | | | | P | | | | | | | | | | | | | | | | | | | | | | | | | |
| HT: 6'3" WT: 185 THROWS: RIGHT BATS: RIGHT | | | | | | | | | | | | | BORN: 8-6-1966, Huntingdon, PA | | | | | | | | | | | | | | | | | | | | | | | | | | | | | | | | | | | | | | |
| 1997 CINCINNATI REDS PITCHING RECORD | | | | | | | | | | | | | | | | | | | | | | | | | | | | | | | | | | | | | | | | | | | | | | | | | | | |
| G | IP | W | L | R | ER | SO | BB | GS | CG | SHO | SV | ERA | G | IP | W | L | R | ER | SO | BB | GS | CG | SHO | SV | ERA | | | | | | | | | | | | | | | | | | | | | | | | | | |
| 84 | 99.1 | 1 | 5 | 42 | 41 | 114 | 33 | 0 | 0 | 0 | 1 | 3.71 | 71 | 73.1 | 4 | 5 | 22 | 20 | 106 | 43 | 0 | 0 | 0 | 9 | 2.45 | | | | | | | | | | | | | | | | | | | | | | | | | | |
| CARDBOARD BASEBALL RATINGS | | | | | | | | | | | | | | | | | | | | | | | | | | | | | | | | | | | | | | | | | | | | | | | | | | | |
| ERA | | | | | | | | | | | | | W | | | | | | | | | | | | | BB | | | | | | | | | | | | | K | | | | | | | | | | | | |
| 37 | | | | | | | | | | | | | 1 | | | | | | | | | | | | | 33 | | | | | | | | | | | | | 114 | | | | | | | | | | | | |

| | | | | | | | | | | | | | | | | | | | | | | | | | | | | | | | | | | | | | | | | | | | | | | | | | | | |
|--|------|---|---|----|----|-----|----|----|----|-----|----|------|--------------------------------------|------|---|---|----|----|-----|----|----|----|-----|----|------|----|--|--|--|--|--|--|--|--|--|--|--|--|-----|--|--|--|--|--|--|--|--|--|--|--|--|
| 519 | | | | | | | | | | | | | ARMANDO BENITEZ | | | | | | | | | | | | | P | | | | | | | | | | | | | | | | | | | | | | | | | |
| HT: 6'4" WT: 260 THROWS: RIGHT BATS: RIGHT | | | | | | | | | | | | | BORN: 11-3-1972, Ramon Santana, D.R. | | | | | | | | | | | | | | | | | | | | | | | | | | | | | | | | | | | | | | |
| 1997 BALTIMORE ORIOLES PITCHING RECORD | | | | | | | | | | | | | | | | | | | | | | | | | | | | | | | | | | | | | | | | | | | | | | | | | | | |
| G | IP | W | L | R | ER | SO | BB | GS | CG | SHO | SV | ERA | G | IP | W | L | R | ER | SO | BB | GS | CG | SHO | SV | ERA | | | | | | | | | | | | | | | | | | | | | | | | | | |
| 71 | 73.1 | 4 | 5 | 22 | 20 | 106 | 43 | 0 | 0 | 0 | 9 | 2.45 | 71 | 73.1 | 4 | 5 | 22 | 20 | 106 | 43 | 0 | 0 | 0 | 9 | 2.45 | | | | | | | | | | | | | | | | | | | | | | | | | | |
| CARDBOARD BASEBALL RATINGS | | | | | | | | | | | | | | | | | | | | | | | | | | | | | | | | | | | | | | | | | | | | | | | | | | | |
| ERA | | | | | | | | | | | | | W | | | | | | | | | | | | | BB | | | | | | | | | | | | | K | | | | | | | | | | | | |
| 24 | | | | | | | | | | | | | 4 | | | | | | | | | | | | | 43 | | | | | | | | | | | | | 106 | | | | | | | | | | | | |

| | | | | | | | | | | | | | | | | | | | | | | | | | | | | | | | | | | | | | | | | | | | | | | | | | | | |
|---|------|---|---|----|----|----|----|----|----|-----|----|------|---------------------------------------|------|---|---|---|----|----|----|----|----|-----|----|------|----|--|--|--|--|--|--|--|--|--|--|--|--|----|--|--|--|--|--|--|--|--|--|--|--|--|
| 516 | | | | | | | | | | | | | RIGO BELTRAN | | | | | | | | | | | | | P | | | | | | | | | | | | | | | | | | | | | | | | | |
| HT: 5'11" WT: 185 THROWS: LEFT BATS: LEFT | | | | | | | | | | | | | BORN: 11-13-1969, Tijuana, 02, Mexico | | | | | | | | | | | | | | | | | | | | | | | | | | | | | | | | | | | | | | |
| 1997 ST. LOUIS CARDINALS PITCHING RECORD | | | | | | | | | | | | | | | | | | | | | | | | | | | | | | | | | | | | | | | | | | | | | | | | | | | |
| G | IP | W | L | R | ER | SO | BB | GS | CG | SHO | SV | ERA | G | IP | W | L | R | ER | SO | BB | GS | CG | SHO | SV | ERA | | | | | | | | | | | | | | | | | | | | | | | | | | |
| 35 | 54.1 | 1 | 2 | 25 | 21 | 50 | 17 | 4 | 0 | 0 | 1 | 3.48 | 16 | 22.2 | 0 | 1 | 9 | 8 | 8 | 9 | 0 | 0 | 0 | 0 | 3.18 | | | | | | | | | | | | | | | | | | | | | | | | | | |
| CARDBOARD BASEBALL RATINGS | | | | | | | | | | | | | | | | | | | | | | | | | | | | | | | | | | | | | | | | | | | | | | | | | | | |
| ERA | | | | | | | | | | | | | W | | | | | | | | | | | | | BB | | | | | | | | | | | | | K | | | | | | | | | | | | |
| 34 | | | | | | | | | | | | | 1 | | | | | | | | | | | | | 17 | | | | | | | | | | | | | 50 | | | | | | | | | | | | |

| | | | | | | | | | | | | | | | | | | | | | | | | | | | | | | | | | | | | | | | | | | | | | | | | | | | |
|--|------|---|---|---|----|----|----|----|----|-----|----|------|--------------------------------------|------|---|---|---|----|----|----|----|----|-----|----|------|----|--|--|--|--|--|--|--|--|--|--|--|--|---|--|--|--|--|--|--|--|--|--|--|--|--|
| 520 | | | | | | | | | | | | | SHAYNE BENNETT | | | | | | | | | | | | | P | | | | | | | | | | | | | | | | | | | | | | | | | |
| HT: 6'5" WT: 200 THROWS: RIGHT BATS: RIGHT | | | | | | | | | | | | | BORN: 4-10-1972, Adelaide, Australia | | | | | | | | | | | | | | | | | | | | | | | | | | | | | | | | | | | | | | |
| 1997 MONTREAL EXPOS PITCHING RECORD | | | | | | | | | | | | | | | | | | | | | | | | | | | | | | | | | | | | | | | | | | | | | | | | | | | |
| G | IP | W | L | R | ER | SO | BB | GS | CG | SHO | SV | ERA | G | IP | W | L | R | ER | SO | BB | GS | CG | SHO | SV | ERA | | | | | | | | | | | | | | | | | | | | | | | | | | |
| 16 | 22.2 | 0 | 1 | 9 | 8 | 8 | 9 | 0 | 0 | 0 | 0 | 3.18 | 16 | 22.2 | 0 | 1 | 9 | 8 | 8 | 9 | 0 | 0 | 0 | 0 | 3.18 | | | | | | | | | | | | | | | | | | | | | | | | | | |
| CARDBOARD BASEBALL RATINGS | | | | | | | | | | | | | | | | | | | | | | | | | | | | | | | | | | | | | | | | | | | | | | | | | | | |
| ERA | | | | | | | | | | | | | W | | | | | | | | | | | | | BB | | | | | | | | | | | | | K | | | | | | | | | | | | |
| 31 | | | | | | | | | | | | | 0 | | | | | | | | | | | | | 9 | | | | | | | | | | | | | 8 | | | | | | | | | | | | |

| | | | | | | | | | | | | | | | | | | | | | | | | | | |
|--|------|---|---|----|----|----|----|----|----|-----|----|------|--------------------------------|------|---|---|----|----|----|----|----|----|-----|----|------|---|
| 521 | | | | | | | | | | | | | JASON BERE | | | | | | | | | | | | | P |
| HT: 6'3" WT: 185 THROWS: RIGHT BATS: RIGHT | | | | | | | | | | | | | BORN: 5-26-1971, Cambridge, MA | | | | | | | | | | | | | |
| 1997 CHICAGO WHITE SOX PITCHING RECORD | | | | | | | | | | | | | | | | | | | | | | | | | | |
| G | IP | W | L | R | ER | SO | BB | GS | CG | SHO | SV | ERA | G | IP | W | L | R | ER | SO | BB | GS | CG | SHO | SV | ERA | |
| 6 | 28.2 | 4 | 2 | 15 | 15 | 21 | 17 | 6 | 0 | 0 | 0 | 4.71 | 36 | 53.2 | 1 | 1 | 31 | 30 | 42 | 21 | 0 | 0 | 0 | 0 | 5.03 | |
| CARDBOARD BASEBALL RATINGS | | | | | | | | | | | | | CARDBOARD BASEBALL RATINGS | | | | | | | | | | | | | |
| ERA | | | W | | | BB | | | K | | | | ERA | | | W | | | BB | | | K | | | | |
| 47 | | | 4 | | | 17 | | | 21 | | | | 50 | | | 1 | | | 21 | | | 42 | | | | |

| | | | | | | | | | | | | | | | | | | | | | | | | | | |
|--|------|---|---|----|----|----|----|----|----|-----|----|------|-----------------------------|------|---|---|----|----|----|----|----|----|-----|----|------|---|
| 522 | | | | | | | | | | | | | SEAN BERGMAN | | | | | | | | | | | | | P |
| HT: 6'4" WT: 205 THROWS: RIGHT BATS: RIGHT | | | | | | | | | | | | | BORN: 4-11-1970, Joliet, IL | | | | | | | | | | | | | |
| 1997 SAN DIEGO PADRES PITCHING RECORD | | | | | | | | | | | | | | | | | | | | | | | | | | |
| G | IP | W | L | R | ER | SO | BB | GS | CG | SHO | SV | ERA | G | IP | W | L | R | ER | SO | BB | GS | CG | SHO | SV | ERA | |
| 44 | 99.1 | 2 | 4 | 72 | 67 | 74 | 38 | 9 | 0 | 0 | 0 | 6.09 | 54 | 60.1 | 3 | 6 | 35 | 32 | 46 | 50 | 0 | 0 | 0 | 2 | 4.77 | |
| CARDBOARD BASEBALL RATINGS | | | | | | | | | | | | | CARDBOARD BASEBALL RATINGS | | | | | | | | | | | | | |
| ERA | | | W | | | BB | | | K | | | | ERA | | | W | | | BB | | | K | | | | |
| 60 | | | 2 | | | 38 | | | 74 | | | | 47 | | | 3 | | | 50 | | | 46 | | | | |

| | | | | | | | | | | | | | | | | | | | | | | | | | | |
|--|------|---|---|----|----|----|----|----|----|-----|----|------|--------------------------------|------|---|---|----|----|----|----|----|----|-----|----|------|---|
| 523 | | | | | | | | | | | | | MIKE BIELECKI | | | | | | | | | | | | | P |
| HT: 6'3" WT: 195 THROWS: RIGHT BATS: RIGHT | | | | | | | | | | | | | BORN: 7-31-1959, Baltimore, MD | | | | | | | | | | | | | |
| 1997 ATLANTA BRAVES PITCHING RECORD | | | | | | | | | | | | | | | | | | | | | | | | | | |
| G | IP | W | L | R | ER | SO | BB | GS | CG | SHO | SV | ERA | G | IP | W | L | R | ER | SO | BB | GS | CG | SHO | SV | ERA | |
| 50 | 57.1 | 3 | 7 | 33 | 26 | 60 | 21 | 0 | 0 | 0 | 2 | 4.08 | 34 | 48.1 | 3 | 2 | 16 | 14 | 53 | 32 | 0 | 0 | 0 | 0 | 2.63 | |
| CARDBOARD BASEBALL RATINGS | | | | | | | | | | | | | CARDBOARD BASEBALL RATINGS | | | | | | | | | | | | | |
| ERA | | | W | | | BB | | | K | | | | ERA | | | W | | | BB | | | K | | | | |
| 40 | | | 3 | | | 21 | | | 60 | | | | 26 | | | 3 | | | 32 | | | 53 | | | | |

| | | | | | | | | | | | | | | | | | | | | | | | | | | |
|--|-------|----|----|----|----|----|----|----|----|-----|----|------|-----------------------------------|------|---|---|----|----|----|----|----|----|-----|----|------|---|
| 524 | | | | | | | | | | | | | WILLIE BLAIR | | | | | | | | | | | | | P |
| HT: 6'1" WT: 185 THROWS: RIGHT BATS: RIGHT | | | | | | | | | | | | | BORN: 12-18-1965, Paintsville, KY | | | | | | | | | | | | | |
| 1997 DETROIT TIGERS PITCHING RECORD | | | | | | | | | | | | | | | | | | | | | | | | | | |
| G | IP | W | L | R | ER | SO | BB | GS | CG | SHO | SV | ERA | G | IP | W | L | R | ER | SO | BB | GS | CG | SHO | SV | ERA | |
| 29 | 175.1 | 16 | 8 | 85 | 81 | 90 | 46 | 27 | 2 | 0 | 0 | 4.17 | 19 | 94.1 | 6 | 4 | 49 | 40 | 66 | 34 | 14 | 0 | 0 | 0 | 3.82 | |
| CARDBOARD BASEBALL RATINGS | | | | | | | | | | | | | CARDBOARD BASEBALL RATINGS | | | | | | | | | | | | | |
| ERA | | | W | | | BB | | | K | | | | ERA | | | W | | | BB | | | K | | | | |
| 41 | | | 16 | | | 46 | | | 90 | | | | 38 | | | 6 | | | 34 | | | 66 | | | | |

| | | | | | | | | | | | | | | | | | | | | | | | | | | |
|--|------|---|---|----|----|----|----|----|----|-----|----|------|------------------------------|------|---|---|----|----|----|----|----|----|-----|----|------|---|
| 525 | | | | | | | | | | | | | RON BLAZIER | | | | | | | | | | | | | P |
| HT: 6'6" WT: 215 THROWS: RIGHT BATS: RIGHT | | | | | | | | | | | | | BORN: 7-30-1971, Altoona, PA | | | | | | | | | | | | | |
| 1997 PHILADELPHIA PHILLIES PITCHING RECORD | | | | | | | | | | | | | | | | | | | | | | | | | | |
| G | IP | W | L | R | ER | SO | BB | GS | CG | SHO | SV | ERA | G | IP | W | L | R | ER | SO | BB | GS | CG | SHO | SV | ERA | |
| 36 | 53.2 | 1 | 1 | 31 | 30 | 42 | 21 | 0 | 0 | 0 | 0 | 5.03 | 54 | 60.1 | 3 | 6 | 35 | 32 | 46 | 50 | 0 | 0 | 0 | 2 | 4.77 | |
| CARDBOARD BASEBALL RATINGS | | | | | | | | | | | | | CARDBOARD BASEBALL RATINGS | | | | | | | | | | | | | |
| ERA | | | W | | | BB | | | K | | | | ERA | | | W | | | BB | | | K | | | | |
| 50 | | | 1 | | | 21 | | | 42 | | | | 47 | | | 3 | | | 50 | | | 46 | | | | |

| | | | | | | | | | | | | | | | | | | | | | | | | | | |
|--|------|---|---|----|----|----|----|----|----|-----|----|------|-------------------------------------|------|---|---|----|----|----|----|----|----|-----|----|------|---|
| 526 | | | | | | | | | | | | | DOUG BOCHTLER | | | | | | | | | | | | | P |
| HT: 6'3" WT: 205 THROWS: RIGHT BATS: RIGHT | | | | | | | | | | | | | BORN: 7-5-1970, West Palm Beach, FL | | | | | | | | | | | | | |
| 1997 SAN DIEGO PADRES PITCHING RECORD | | | | | | | | | | | | | | | | | | | | | | | | | | |
| G | IP | W | L | R | ER | SO | BB | GS | CG | SHO | SV | ERA | G | IP | W | L | R | ER | SO | BB | GS | CG | SHO | SV | ERA | |
| 44 | 99.1 | 2 | 4 | 72 | 67 | 74 | 38 | 9 | 0 | 0 | 0 | 6.09 | 54 | 60.1 | 3 | 6 | 35 | 32 | 46 | 50 | 0 | 0 | 0 | 2 | 4.77 | |
| CARDBOARD BASEBALL RATINGS | | | | | | | | | | | | | CARDBOARD BASEBALL RATINGS | | | | | | | | | | | | | |
| ERA | | | W | | | BB | | | K | | | | ERA | | | W | | | BB | | | K | | | | |
| 60 | | | 2 | | | 38 | | | 74 | | | | 47 | | | 3 | | | 50 | | | 46 | | | | |

| | | | | | | | | | | | | | | | | | | | | | | | | | | |
|---|------|---|---|----|----|----|----|----|----|-----|----|------|-------------------------------|------|---|---|----|----|----|----|----|----|-----|----|------|---|
| 527 | | | | | | | | | | | | | BRIAN BOEHRINGER | | | | | | | | | | | | | P |
| HT: 6'2" WT: 180 THROWS: RIGHT BATS: BOTH | | | | | | | | | | | | | BORN: 1-8-1969, St. Louis, MO | | | | | | | | | | | | | |
| 1997 NEW YORK YANKEES PITCHING RECORD | | | | | | | | | | | | | | | | | | | | | | | | | | |
| G | IP | W | L | R | ER | SO | BB | GS | CG | SHO | SV | ERA | G | IP | W | L | R | ER | SO | BB | GS | CG | SHO | SV | ERA | |
| 50 | 57.1 | 3 | 7 | 33 | 26 | 60 | 21 | 0 | 0 | 0 | 2 | 4.08 | 34 | 48.1 | 3 | 2 | 16 | 14 | 53 | 32 | 0 | 0 | 0 | 0 | 2.63 | |
| CARDBOARD BASEBALL RATINGS | | | | | | | | | | | | | CARDBOARD BASEBALL RATINGS | | | | | | | | | | | | | |
| ERA | | | W | | | BB | | | K | | | | ERA | | | W | | | BB | | | K | | | | |
| 40 | | | 3 | | | 21 | | | 60 | | | | 26 | | | 3 | | | 32 | | | 53 | | | | |

| | | | | | | | | | | | | | | | | | | | | | | | | | | |
|--|-------|----|----|----|----|----|----|----|----|-----|----|------|----------------------------|------|---|---|----|----|----|----|----|----|-----|----|------|---|
| 528 | | | | | | | | | | | | | BRIAN BOHANON | | | | | | | | | | | | | P |
| HT: 6'2" WT: 210 THROWS: LEFT BATS: LEFT | | | | | | | | | | | | | BORN: 8-1-1968, Denton, TX | | | | | | | | | | | | | |
| 1997 NEW YORK METS PITCHING RECORD | | | | | | | | | | | | | | | | | | | | | | | | | | |
| G | IP | W | L | R | ER | SO | BB | GS | CG | SHO | SV | ERA | G | IP | W | L | R | ER | SO | BB | GS | CG | SHO | SV | ERA | |
| 29 | 175.1 | 16 | 8 | 85 | 81 | 90 | 46 | 27 | 2 | 0 | 0 | 4.17 | 19 | 94.1 | 6 | 4 | 49 | 40 | 66 | 34 | 14 | 0 | 0 | 0 | 3.82 | |
| CARDBOARD BASEBALL RATINGS | | | | | | | | | | | | | CARDBOARD BASEBALL RATINGS | | | | | | | | | | | | | |
| ERA | | | W | | | BB | | | K | | | | ERA | | | W | | | BB | | | K | | | | |
| 41 | | | 16 | | | 46 | | | 90 | | | | 38 | | | 6 | | | 34 | | | 66 | | | | |

| | | | | | | | | | | | | | | | | | | | | | | | | | | | | | | | | | | | | | | | | | | | | | | | | | | | |
|---|------|---|---|----|----|----|----|----|----|-----|----|------|-------------------------------|------|---|---|----|----|----|----|----|----|-----|----|------|----|--|--|--|--|--|--|--|--|--|--|--|--|----|--|--|--|--|--|--|--|--|--|--|--|--|
| 529 | | | | | | | | | | | | | RICKY BONES | | | | | | | | | | | | | P | | | | | | | | | | | | | | | | | | | | | | | | | |
| HT: 5'10" WT: 175 THROWS: RIGHT BATS: RIGHT | | | | | | | | | | | | | BORN: 4-7-1969, Salinas, P.R. | | | | | | | | | | | | | | | | | | | | | | | | | | | | | | | | | | | | | | |
| 1997 KANSAS CITY ROYALS PITCHING RECORD | | | | | | | | | | | | | | | | | | | | | | | | | | | | | | | | | | | | | | | | | | | | | | | | | | | |
| G | IP | W | L | R | ER | SO | BB | GS | CG | SHO | SV | ERA | G | IP | W | L | R | ER | SO | BB | GS | CG | SHO | SV | ERA | | | | | | | | | | | | | | | | | | | | | | | | | | |
| 30 | 96.1 | 4 | 8 | 81 | 72 | 44 | 36 | 13 | 1 | 0 | 0 | 6.75 | 64 | 84.1 | 2 | 3 | 39 | 36 | 74 | 35 | 0 | 0 | 0 | 2 | 3.86 | | | | | | | | | | | | | | | | | | | | | | | | | | |
| CARDBOARD BASEBALL RATINGS | | | | | | | | | | | | | | | | | | | | | | | | | | | | | | | | | | | | | | | | | | | | | | | | | | | |
| ERA | | | | | | | | | | | | | W | | | | | | | | | | | | | BB | | | | | | | | | | | | | K | | | | | | | | | | | | |
| 67 | | | | | | | | | | | | | 4 | | | | | | | | | | | | | 36 | | | | | | | | | | | | | 44 | | | | | | | | | | | | |

| | | | | | | | | | | | | | | | | | | | | | | | | | | | | | | | | | | | | | | | | | | | | | | | | | | | |
|--|------|---|---|----|----|----|----|----|----|-----|----|------|--------------------------------|----|---|---|---|----|----|----|----|----|-----|----|-----|----|--|--|--|--|--|--|--|--|--|--|--|--|----|--|--|--|--|--|--|--|--|--|--|--|--|
| 533 | | | | | | | | | | | | | KENT BOTTENFIELD | | | | | | | | | | | | | P | | | | | | | | | | | | | | | | | | | | | | | | | |
| HT: 6'3" WT: 225 THROWS: RIGHT BATS: RIGHT | | | | | | | | | | | | | BORN: 11-14-1968, Portland, OR | | | | | | | | | | | | | | | | | | | | | | | | | | | | | | | | | | | | | | |
| 1997 CHICAGO CUBS PITCHING RECORD | | | | | | | | | | | | | | | | | | | | | | | | | | | | | | | | | | | | | | | | | | | | | | | | | | | |
| G | IP | W | L | R | ER | SO | BB | GS | CG | SHO | SV | ERA | G | IP | W | L | R | ER | SO | BB | GS | CG | SHO | SV | ERA | | | | | | | | | | | | | | | | | | | | | | | | | | |
| 64 | 84.1 | 2 | 3 | 39 | 36 | 74 | 35 | 0 | 0 | 0 | 2 | 3.86 | | | | | | | | | | | | | | | | | | | | | | | | | | | | | | | | | | | | | | | |
| CARDBOARD BASEBALL RATINGS | | | | | | | | | | | | | | | | | | | | | | | | | | | | | | | | | | | | | | | | | | | | | | | | | | | |
| ERA | | | | | | | | | | | | | W | | | | | | | | | | | | | BB | | | | | | | | | | | | | K | | | | | | | | | | | | |
| 38 | | | | | | | | | | | | | 2 | | | | | | | | | | | | | 35 | | | | | | | | | | | | | 74 | | | | | | | | | | | | |

| | | | | | | | | | | | | | | | | | | | | | | | | | | | | | | | | | | | | | | | | | | | | | | | | | | | |
|--|------|---|---|----|----|----|----|----|----|-----|----|------|-----------------------------|------|---|---|----|----|----|----|----|----|-----|----|------|----|--|--|--|--|--|--|--|--|--|--|--|--|---|--|--|--|--|--|--|--|--|--|--|--|--|
| 530 | | | | | | | | | | | | | JOE BOROWSKI | | | | | | | | | | | | | P | | | | | | | | | | | | | | | | | | | | | | | | | |
| HT: 6'2" WT: 225 THROWS: RIGHT BATS: RIGHT | | | | | | | | | | | | | BORN: 5-4-1971, Bayonne, NJ | | | | | | | | | | | | | | | | | | | | | | | | | | | | | | | | | | | | | | |
| 1997 NEW YORK YANKEES PITCHING RECORD | | | | | | | | | | | | | | | | | | | | | | | | | | | | | | | | | | | | | | | | | | | | | | | | | | | |
| G | IP | W | L | R | ER | SO | BB | GS | CG | SHO | SV | ERA | G | IP | W | L | R | ER | SO | BB | GS | CG | SHO | SV | ERA | | | | | | | | | | | | | | | | | | | | | | | | | | |
| 21 | 26.1 | 2 | 3 | 13 | 12 | 8 | 20 | 0 | 0 | 0 | 0 | 4.15 | 31 | 41.1 | 0 | 2 | 25 | 25 | 34 | 16 | 0 | 0 | 0 | 0 | 5.49 | | | | | | | | | | | | | | | | | | | | | | | | | | |
| CARDBOARD BASEBALL RATINGS | | | | | | | | | | | | | | | | | | | | | | | | | | | | | | | | | | | | | | | | | | | | | | | | | | | |
| ERA | | | | | | | | | | | | | W | | | | | | | | | | | | | BB | | | | | | | | | | | | | K | | | | | | | | | | | | |
| 41 | | | | | | | | | | | | | 2 | | | | | | | | | | | | | 20 | | | | | | | | | | | | | 8 | | | | | | | | | | | | |

| | | | | | | | | | | | | | | | | | | | | | | | | | | | | | | | | | | | | | | | | | | | | | | | | | | | |
|--|------|---|---|----|----|----|----|----|----|-----|----|------|------------------------------|----|---|---|---|----|----|----|----|----|-----|----|-----|----|--|--|--|--|--|--|--|--|--|--|--|--|----|--|--|--|--|--|--|--|--|--|--|--|--|
| 534 | | | | | | | | | | | | | MARK BRANDENBURG | | | | | | | | | | | | | P | | | | | | | | | | | | | | | | | | | | | | | | | |
| HT: 6'0" WT: 180 THROWS: RIGHT BATS: RIGHT | | | | | | | | | | | | | BORN: 7-14-1970, Houston, TX | | | | | | | | | | | | | | | | | | | | | | | | | | | | | | | | | | | | | | |
| 1997 BOSTON RED SOX PITCHING RECORD | | | | | | | | | | | | | | | | | | | | | | | | | | | | | | | | | | | | | | | | | | | | | | | | | | | |
| G | IP | W | L | R | ER | SO | BB | GS | CG | SHO | SV | ERA | G | IP | W | L | R | ER | SO | BB | GS | CG | SHO | SV | ERA | | | | | | | | | | | | | | | | | | | | | | | | | | |
| 31 | 41.1 | 0 | 2 | 25 | 25 | 34 | 16 | 0 | 0 | 0 | 0 | 5.49 | | | | | | | | | | | | | | | | | | | | | | | | | | | | | | | | | | | | | | | |
| CARDBOARD BASEBALL RATINGS | | | | | | | | | | | | | | | | | | | | | | | | | | | | | | | | | | | | | | | | | | | | | | | | | | | |
| ERA | | | | | | | | | | | | | W | | | | | | | | | | | | | BB | | | | | | | | | | | | | K | | | | | | | | | | | | |
| 54 | | | | | | | | | | | | | 0 | | | | | | | | | | | | | 16 | | | | | | | | | | | | | 34 | | | | | | | | | | | | |

| | | | | | | | | | | | | | | | | | | | | | | | | | | | | | | | | | | | | | | | | | | | | | | | | | | | |
|--|------|---|---|----|----|----|----|----|----|-----|----|------|--------------------------------|------|---|---|----|----|----|----|----|----|-----|----|------|----|--|--|--|--|--|--|--|--|--|--|--|--|----|--|--|--|--|--|--|--|--|--|--|--|--|
| 531 | | | | | | | | | | | | | SHAWN BOSKIE | | | | | | | | | | | | | P | | | | | | | | | | | | | | | | | | | | | | | | | |
| HT: 6'3" WT: 205 THROWS: RIGHT BATS: RIGHT | | | | | | | | | | | | | BORN: 3-28-1967, Hawthorne, NV | | | | | | | | | | | | | | | | | | | | | | | | | | | | | | | | | | | | | | |
| 1997 BALTIMORE ORIOLES PITCHING RECORD | | | | | | | | | | | | | | | | | | | | | | | | | | | | | | | | | | | | | | | | | | | | | | | | | | | |
| G | IP | W | L | R | ER | SO | BB | GS | CG | SHO | SV | ERA | G | IP | W | L | R | ER | SO | BB | GS | CG | SHO | SV | ERA | | | | | | | | | | | | | | | | | | | | | | | | | | |
| 28 | 77.1 | 6 | 6 | 57 | 55 | 50 | 26 | 9 | 0 | 0 | 1 | 6.43 | 28 | 77.1 | 6 | 6 | 57 | 55 | 50 | 26 | 9 | 0 | 0 | 1 | 6.43 | | | | | | | | | | | | | | | | | | | | | | | | | | |
| CARDBOARD BASEBALL RATINGS | | | | | | | | | | | | | | | | | | | | | | | | | | | | | | | | | | | | | | | | | | | | | | | | | | | |
| ERA | | | | | | | | | | | | | W | | | | | | | | | | | | | BB | | | | | | | | | | | | | K | | | | | | | | | | | | |
| 64 | | | | | | | | | | | | | 6 | | | | | | | | | | | | | 26 | | | | | | | | | | | | | 50 | | | | | | | | | | | | |

| | | | | | | | | | | | | | | | | | | | | | | | | | | | | | | | | | | | | | | | | | | | | | | | | | | | |
|--|------|---|---|----|----|----|----|----|----|-----|----|------|---------------------------------|------|---|---|----|----|----|----|----|----|-----|----|------|----|--|--|--|--|--|--|--|--|--|--|--|--|----|--|--|--|--|--|--|--|--|--|--|--|--|
| 535 | | | | | | | | | | | | | BILLY BREWER | | | | | | | | | | | | | P | | | | | | | | | | | | | | | | | | | | | | | | | |
| HT: 6'1" WT: 175 THROWS: LEFT BATS: LEFT | | | | | | | | | | | | | BORN: 4-15-1968, Fort Worth, TX | | | | | | | | | | | | | | | | | | | | | | | | | | | | | | | | | | | | | | |
| 1997 PHILADELPHIA PHILLIES PITCHING RECORD | | | | | | | | | | | | | | | | | | | | | | | | | | | | | | | | | | | | | | | | | | | | | | | | | | | |
| G | IP | W | L | R | ER | SO | BB | GS | CG | SHO | SV | ERA | G | IP | W | L | R | ER | SO | BB | GS | CG | SHO | SV | ERA | | | | | | | | | | | | | | | | | | | | | | | | | | |
| 28 | 24.1 | 1 | 2 | 11 | 11 | 17 | 13 | 0 | 0 | 0 | 0 | 4.13 | 28 | 24.1 | 1 | 2 | 11 | 11 | 17 | 13 | 0 | 0 | 0 | 0 | 4.13 | | | | | | | | | | | | | | | | | | | | | | | | | | |
| CARDBOARD BASEBALL RATINGS | | | | | | | | | | | | | | | | | | | | | | | | | | | | | | | | | | | | | | | | | | | | | | | | | | | |
| ERA | | | | | | | | | | | | | W | | | | | | | | | | | | | BB | | | | | | | | | | | | | K | | | | | | | | | | | | |
| 41 | | | | | | | | | | | | | 1 | | | | | | | | | | | | | 13 | | | | | | | | | | | | | 17 | | | | | | | | | | | | |

| | | | | | | | | | | | | | | | | | | | | | | | | | | | | | | | | | | | | | | | | | | | | | | | | | | | |
|--|------|---|---|----|----|----|----|----|----|-----|----|------|----------------------------------|------|---|---|----|----|----|----|----|----|-----|----|------|----|--|--|--|--|--|--|--|--|--|--|--|--|----|--|--|--|--|--|--|--|--|--|--|--|--|
| 532 | | | | | | | | | | | | | RICKY BOTTALICO | | | | | | | | | | | | | P | | | | | | | | | | | | | | | | | | | | | | | | | |
| HT: 6'1" WT: 200 THROWS: RIGHT BATS: LEFT | | | | | | | | | | | | | BORN: 8-26-1969, New Britain, CT | | | | | | | | | | | | | | | | | | | | | | | | | | | | | | | | | | | | | | |
| 1997 PHILADELPHIA PHILLIES PITCHING RECORD | | | | | | | | | | | | | | | | | | | | | | | | | | | | | | | | | | | | | | | | | | | | | | | | | | | |
| G | IP | W | L | R | ER | SO | BB | GS | CG | SHO | SV | ERA | G | IP | W | L | R | ER | SO | BB | GS | CG | SHO | SV | ERA | | | | | | | | | | | | | | | | | | | | | | | | | | |
| 69 | 74.1 | 2 | 5 | 31 | 30 | 89 | 42 | 0 | 0 | 0 | 34 | 3.65 | 61 | 78.1 | 3 | 4 | 31 | 28 | 60 | 36 | 4 | 0 | 0 | 2 | 3.23 | | | | | | | | | | | | | | | | | | | | | | | | | | |
| CARDBOARD BASEBALL RATINGS | | | | | | | | | | | | | | | | | | | | | | | | | | | | | | | | | | | | | | | | | | | | | | | | | | | |
| ERA | | | | | | | | | | | | | W | | | | | | | | | | | | | BB | | | | | | | | | | | | | K | | | | | | | | | | | | |
| 36 | | | | | | | | | | | | | 2 | | | | | | | | | | | | | 42 | | | | | | | | | | | | | 89 | | | | | | | | | | | | |

| | | | | | | | | | | | | | | | | | | | | | | | | | | | | | | | | | | | | | | | | | | | | | | | | | | | |
|---|------|---|---|----|----|----|----|----|----|-----|----|------|---------------------------------|----|---|---|---|----|----|----|----|----|-----|----|-----|----|--|--|--|--|--|--|--|--|--|--|--|--|----|--|--|--|--|--|--|--|--|--|--|--|--|
| 536 | | | | | | | | | | | | | DOUG BROCAIL | | | | | | | | | | | | | P | | | | | | | | | | | | | | | | | | | | | | | | | |
| HT: 6'5" WT: 220 THROWS: RIGHT BATS: LEFT | | | | | | | | | | | | | BORN: 5-16-1967, Clearfield, PA | | | | | | | | | | | | | | | | | | | | | | | | | | | | | | | | | | | | | | |
| 1997 DETROIT TIGERS PITCHING RECORD | | | | | | | | | | | | | | | | | | | | | | | | | | | | | | | | | | | | | | | | | | | | | | | | | | | |
| G | IP | W | L | R | ER | SO | BB | GS | CG | SHO | SV | ERA | G | IP | W | L | R | ER | SO | BB | GS | CG | SHO | SV | ERA | | | | | | | | | | | | | | | | | | | | | | | | | | |
| 61 | 78.1 | 3 | 4 | 31 | 28 | 60 | 36 | 4 | 0 | 0 | 2 | 3.23 | | | | | | | | | | | | | | | | | | | | | | | | | | | | | | | | | | | | | | | |
| CARDBOARD BASEBALL RATINGS | | | | | | | | | | | | | | | | | | | | | | | | | | | | | | | | | | | | | | | | | | | | | | | | | | | |
| ERA | | | | | | | | | | | | | W | | | | | | | | | | | | | BB | | | | | | | | | | | | | K | | | | | | | | | | | | |
| 32 | | | | | | | | | | | | | 3 | | | | | | | | | | | | | 36 | | | | | | | | | | | | | 60 | | | | | | | | | | | | |

| | | | | | | | | | | | | | | | | | | | | | | | | | | |
|--|------|---|---|----|----|----|----|----|----|-----|----|------|-----------------------------|-------|----|----|----|----|-----|----|-----|----|-----|----|------|---|
| 537 | | | | | | | | | | | | | CHRIS BROCK | | | | | | | | | | | | | P |
| HT: 6'0" WT: 175 THROWS: RIGHT BATS: RIGHT | | | | | | | | | | | | | BORN: 2-5-1970, Orlando, FL | | | | | | | | | | | | | |
| 1997 ATLANTA BRAVES PITCHING RECORD | | | | | | | | | | | | | | | | | | | | | | | | | | |
| G | IP | W | L | R | ER | SO | BB | GS | CG | SHO | SV | ERA | G | IP | W | L | R | ER | SO | BB | GS | CG | SHO | SV | ERA | |
| 7 | 30.2 | 0 | 0 | 23 | 19 | 16 | 19 | 6 | 0 | 0 | 0 | 5.58 | 30 | 160.1 | 11 | 10 | 88 | 84 | 131 | 73 | 27 | 2 | 0 | 0 | 4.73 | |
| CARDBOARD BASEBALL RATINGS | | | | | | | | | | | | | | | | | | | | | | | | | | |
| ERA | | | W | | | BB | | | K | | | ERA | | | W | | | BB | | | K | | | | | |
| 55 | | | 0 | | | 19 | | | 16 | | | 47 | | | 11 | | | 73 | | | 131 | | | | | |
| | | | | | | | | | | | | | | | | | | | | | | | | | | |

| | | | | | | | | | | | | | | | | | | | | | | | | | | |
|--|-------|----|----|----|----|-----|----|----|-----|-----|----|------|------------------------------------|-------|---|----|-----|----|-----|----|-----|----|-----|----|------|---|
| 538 | | | | | | | | | | | | | KEVIN BROWN | | | | | | | | | | | | | P |
| HT: 6'4" WT: 195 THROWS: RIGHT BATS: RIGHT | | | | | | | | | | | | | BORN: 3-14-1965, Milledgeville, GA | | | | | | | | | | | | | |
| 1997 FLORIDA MARLINS PITCHING RECORD | | | | | | | | | | | | | | | | | | | | | | | | | | |
| G | IP | W | L | R | ER | SO | BB | GS | CG | SHO | SV | ERA | G | IP | W | L | R | ER | SO | BB | GS | CG | SHO | SV | ERA | |
| 33 | 237.1 | 16 | 8 | 77 | 71 | 205 | 66 | 33 | 6 | 2 | 0 | 2.69 | 30 | 189.1 | 9 | 12 | 106 | 96 | 139 | 30 | 30 | 2 | 0 | 0 | 4.56 | |
| CARDBOARD BASEBALL RATINGS | | | | | | | | | | | | | | | | | | | | | | | | | | |
| ERA | | | W | | | BB | | | K | | | ERA | | | W | | | BB | | | K | | | | | |
| 26 | | | 16 | | | 66 | | | 205 | | | 45 | | | 9 | | | 30 | | | 139 | | | | | |
| | | | | | | | | | | | | | | | | | | | | | | | | | | |

| | | | | | | | | | | | | | | | | | | | | | | | | | | |
|--|------|---|---|----|----|----|----|----|----|-----|----|------|-------------------------------------|------|---|---|----|----|----|----|----|----|-----|----|------|---|
| 539 | | | | | | | | | | | | | JIM BRUSKE | | | | | | | | | | | | | P |
| HT: 6'1" WT: 185 THROWS: RIGHT BATS: RIGHT | | | | | | | | | | | | | BORN: 10-7-1964, East St. Louis, IL | | | | | | | | | | | | | |
| 1997 SAN DIEGO PADRES PITCHING RECORD | | | | | | | | | | | | | | | | | | | | | | | | | | |
| G | IP | W | L | R | ER | SO | BB | GS | CG | SHO | SV | ERA | G | IP | W | L | R | ER | SO | BB | GS | CG | SHO | SV | ERA | |
| 28 | 44.2 | 4 | 1 | 22 | 18 | 32 | 25 | 0 | 0 | 0 | 0 | 3.63 | 17 | 59.1 | 2 | 5 | 46 | 43 | 39 | 26 | 9 | 0 | 0 | 0 | 6.56 | |
| CARDBOARD BASEBALL RATINGS | | | | | | | | | | | | | | | | | | | | | | | | | | |
| ERA | | | W | | | BB | | | K | | | ERA | | | W | | | BB | | | K | | | | | |
| 36 | | | 4 | | | 25 | | | 32 | | | 65 | | | 2 | | | 26 | | | 39 | | | | | |
| | | | | | | | | | | | | | | | | | | | | | | | | | | |

| | | | | | | | | | | | | | | | | | | | | | | | | | | |
|--|-------|---|----|-----|----|----|----|----|----|-----|----|------|----------------------------------|------|---|---|----|----|----|----|----|----|-----|----|------|---|
| 540 | | | | | | | | | | | | | JIM BULLINGER | | | | | | | | | | | | | P |
| HT: 6'2" WT: 185 THROWS: RIGHT BATS: RIGHT | | | | | | | | | | | | | BORN: 8-21-1965, New Orleans, LA | | | | | | | | | | | | | |
| 1997 MONTREAL EXPOS PITCHING RECORD | | | | | | | | | | | | | | | | | | | | | | | | | | |
| G | IP | W | L | R | ER | SO | BB | GS | CG | SHO | SV | ERA | G | IP | W | L | R | ER | SO | BB | GS | CG | SHO | SV | ERA | |
| 36 | 155.1 | 7 | 12 | 106 | 96 | 87 | 74 | 25 | 2 | 2 | 0 | 5.56 | 31 | 53.1 | 4 | 4 | 34 | 31 | 37 | 28 | 4 | 0 | 0 | 0 | 5.26 | |
| CARDBOARD BASEBALL RATINGS | | | | | | | | | | | | | | | | | | | | | | | | | | |
| ERA | | | W | | | BB | | | K | | | ERA | | | W | | | BB | | | K | | | | | |
| 55 | | | 7 | | | 74 | | | 87 | | | 52 | | | 4 | | | 28 | | | 37 | | | | | |
| | | | | | | | | | | | | | | | | | | | | | | | | | | |

| | | | | | | | | | | | | | | | | | | | | | | | | | | |
|--|-------|----|----|----|----|-----|----|----|-----|-----|----|------|----------------------------|-------|----|----|----|----|-----|----|-----|----|-----|----|------|---|
| 541 | | | | | | | | | | | | | DAVE BURBA | | | | | | | | | | | | | P |
| HT: 6'4" WT: 220 THROWS: RIGHT BATS: RIGHT | | | | | | | | | | | | | BORN: 7-7-1966, Dayton, OH | | | | | | | | | | | | | |
| 1997 CINCINNATI REDS PITCHING RECORD | | | | | | | | | | | | | | | | | | | | | | | | | | |
| G | IP | W | L | R | ER | SO | BB | GS | CG | SHO | SV | ERA | G | IP | W | L | R | ER | SO | BB | GS | CG | SHO | SV | ERA | |
| 30 | 160.1 | 11 | 10 | 88 | 84 | 131 | 73 | 27 | 2 | 0 | 0 | 4.73 | 30 | 160.1 | 11 | 10 | 88 | 84 | 131 | 73 | 27 | 2 | 0 | 0 | 4.73 | |
| CARDBOARD BASEBALL RATINGS | | | | | | | | | | | | | | | | | | | | | | | | | | |
| ERA | | | W | | | BB | | | K | | | ERA | | | W | | | BB | | | K | | | | | |
| 47 | | | 11 | | | 73 | | | 131 | | | 47 | | | 11 | | | 73 | | | 131 | | | | | |
| | | | | | | | | | | | | | | | | | | | | | | | | | | |

| | | | | | | | | | | | | | | | | | | | | | | | | | | |
|--|-------|---|----|-----|----|-----|----|----|-----|-----|----|------|------------------------------------|-------|---|----|-----|----|-----|----|-----|----|-----|----|------|---|
| 542 | | | | | | | | | | | | | JOHN BURKETT | | | | | | | | | | | | | P |
| HT: 6'2" WT: 175 THROWS: RIGHT BATS: RIGHT | | | | | | | | | | | | | BORN: 11-28-1964, New Brighton, PA | | | | | | | | | | | | | |
| 1997 TEXAS RANGERS PITCHING RECORD | | | | | | | | | | | | | | | | | | | | | | | | | | |
| G | IP | W | L | R | ER | SO | BB | GS | CG | SHO | SV | ERA | G | IP | W | L | R | ER | SO | BB | GS | CG | SHO | SV | ERA | |
| 30 | 189.1 | 9 | 12 | 106 | 96 | 139 | 30 | 30 | 2 | 0 | 0 | 4.56 | 30 | 189.1 | 9 | 12 | 106 | 96 | 139 | 30 | 30 | 2 | 0 | 0 | 4.56 | |
| CARDBOARD BASEBALL RATINGS | | | | | | | | | | | | | | | | | | | | | | | | | | |
| ERA | | | W | | | BB | | | K | | | ERA | | | W | | | BB | | | K | | | | | |
| 45 | | | 9 | | | 30 | | | 139 | | | 45 | | | 9 | | | 30 | | | 139 | | | | | |
| | | | | | | | | | | | | | | | | | | | | | | | | | | |

| | | | | | | | | | | | | | | | | | | | | | | | | | | |
|---|------|---|---|----|----|----|----|----|----|-----|----|------|-----------------------------|------|---|---|----|----|----|----|----|----|-----|----|------|---|
| 543 | | | | | | | | | | | | | JOHN BURKE | | | | | | | | | | | | | P |
| HT: 6'4" WT: 220 THROWS: RIGHT BATS: BOTH | | | | | | | | | | | | | BORN: 2-9-1970, Durango, CO | | | | | | | | | | | | | |
| 1997 COLORADO ROCKIES PITCHING RECORD | | | | | | | | | | | | | | | | | | | | | | | | | | |
| G | IP | W | L | R | ER | SO | BB | GS | CG | SHO | SV | ERA | G | IP | W | L | R | ER | SO | BB | GS | CG | SHO | SV | ERA | |
| 17 | 59.1 | 2 | 5 | 46 | 43 | 39 | 26 | 9 | 0 | 0 | 0 | 6.56 | 17 | 59.1 | 2 | 5 | 46 | 43 | 39 | 26 | 9 | 0 | 0 | 0 | 6.56 | |
| CARDBOARD BASEBALL RATINGS | | | | | | | | | | | | | | | | | | | | | | | | | | |
| ERA | | | W | | | BB | | | K | | | ERA | | | W | | | BB | | | K | | | | | |
| 65 | | | 2 | | | 26 | | | 39 | | | 65 | | | 2 | | | 26 | | | 39 | | | | | |
| | | | | | | | | | | | | | | | | | | | | | | | | | | |

| | | | | | | | | | | | | | | | | | | | | | | | | | | |
|--|------|---|---|----|----|----|----|----|----|-----|----|------|---------------------------------|------|---|---|----|----|----|----|----|----|-----|----|------|---|
| 544 | | | | | | | | | | | | | PAUL BYRD | | | | | | | | | | | | | P |
| HT: 6'1" WT: 185 THROWS: RIGHT BATS: RIGHT | | | | | | | | | | | | | BORN: 12-3-1970, Louisville, KY | | | | | | | | | | | | | |
| 1997 ATLANTA BRAVES PITCHING RECORD | | | | | | | | | | | | | | | | | | | | | | | | | | |
| G | IP | W | L | R | ER | SO | BB | GS | CG | SHO | SV | ERA | G | IP | W | L | R | ER | SO | BB | GS | CG | SHO | SV | ERA | |
| 31 | 53.1 | 4 | 4 | 34 | 31 | 37 | 28 | 4 | 0 | 0 | 0 | 5.26 | 31 | 53.1 | 4 | 4 | 34 | 31 | 37 | 28 | 4 | 0 | 0 | 0 | 5.26 | |
| CARDBOARD BASEBALL RATINGS | | | | | | | | | | | | | | | | | | | | | | | | | | |
| ERA | | | W | | | BB | | | K | | | ERA | | | W | | | BB | | | K | | | | | |
| 52 | | | 4 | | | 28 | | | 37 | | | 52 | | | 4 | | | 28 | | | 37 | | | | | |
| | | | | | | | | | | | | | | | | | | | | | | | | | | |

| | | | | | | | | | | | | | | | | | | | | | | | | | | | | | | | | | | | | | | | | | | | | | | | | | | | |
|--|-------|----|---|----|----|----|----|----|----|-----|----|------|-----------------------------------|------|---|---|----|----|----|----|----|----|-----|----|------|----|--|--|--|--|--|--|--|--|--|--|--|--|----|--|--|--|--|--|--|--|--|--|--|--|--|
| 545 | | | | | | | | | | | | | TOM CANDIOTTI | | | | | | | | | | | | | P | | | | | | | | | | | | | | | | | | | | | | | | | |
| HT: 6'3" WT: 205 THROWS: RIGHT BATS: RIGHT | | | | | | | | | | | | | BORN: 8-31-1957, Walnut Creek, CA | | | | | | | | | | | | | | | | | | | | | | | | | | | | | | | | | | | | | | |
| 1997 LOS ANGELES DODGERS PITCHING RECORD | | | | | | | | | | | | | | | | | | | | | | | | | | | | | | | | | | | | | | | | | | | | | | | | | | | |
| G | IP | W | L | R | ER | SO | BB | GS | CG | SHO | SV | ERA | G | IP | W | L | R | ER | SO | BB | GS | CG | SHO | SV | ERA | | | | | | | | | | | | | | | | | | | | | | | | | | |
| 41 | 135.1 | 10 | 7 | 60 | 54 | 89 | 40 | 18 | 0 | 0 | 0 | 3.60 | 37 | 66.1 | 2 | 1 | 35 | 33 | 43 | 33 | 2 | 0 | 0 | 1 | 4.48 | | | | | | | | | | | | | | | | | | | | | | | | | | |
| CARDBOARD BASEBALL RATINGS | | | | | | | | | | | | | | | | | | | | | | | | | | | | | | | | | | | | | | | | | | | | | | | | | | | |
| ERA | | | | | | | | | | | | | W | | | | | | | | | | | | | BB | | | | | | | | | | | | | K | | | | | | | | | | | | |
| 36 | | | | | | | | | | | | | 10 | | | | | | | | | | | | | 40 | | | | | | | | | | | | | 89 | | | | | | | | | | | | |

| | | | | | | | | | | | | | | | | | | | | | | | | | | | | | | | | | | | | | | | | | | | | | | | | | | | |
|--|------|---|---|----|----|----|----|----|----|-----|----|------|-----------------------------|----|---|---|---|----|----|----|----|----|-----|----|-----|----|--|--|--|--|--|--|--|--|--|--|--|--|----|--|--|--|--|--|--|--|--|--|--|--|--|
| 549 | | | | | | | | | | | | | CARLOS CASTILLO | | | | | | | | | | | | | P | | | | | | | | | | | | | | | | | | | | | | | | | |
| HT: 6'2" WT: 240 THROWS: RIGHT BATS: RIGHT | | | | | | | | | | | | | BORN: 4-21-1975, Boston, MA | | | | | | | | | | | | | | | | | | | | | | | | | | | | | | | | | | | | | | |
| 1997 CHICAGO WHITE SOX PITCHING RECORD | | | | | | | | | | | | | | | | | | | | | | | | | | | | | | | | | | | | | | | | | | | | | | | | | | | |
| G | IP | W | L | R | ER | SO | BB | GS | CG | SHO | SV | ERA | G | IP | W | L | R | ER | SO | BB | GS | CG | SHO | SV | ERA | | | | | | | | | | | | | | | | | | | | | | | | | | |
| 37 | 66.1 | 2 | 1 | 35 | 33 | 43 | 33 | 2 | 0 | 0 | 1 | 4.48 | | | | | | | | | | | | | | | | | | | | | | | | | | | | | | | | | | | | | | | |
| CARDBOARD BASEBALL RATINGS | | | | | | | | | | | | | | | | | | | | | | | | | | | | | | | | | | | | | | | | | | | | | | | | | | | |
| ERA | | | | | | | | | | | | | W | | | | | | | | | | | | | BB | | | | | | | | | | | | | K | | | | | | | | | | | | |
| 44 | | | | | | | | | | | | | 2 | | | | | | | | | | | | | 33 | | | | | | | | | | | | | 43 | | | | | | | | | | | | |

| | | | | | | | | | | | | | | | | | | | | | | | | | | | | | | | | | | | | | | | | | | | | | | | | | | | |
|--|------|---|---|----|----|----|----|----|----|-----|----|------|-----------------------------|-------|----|----|-----|-----|-----|----|----|----|-----|----|------|----|--|--|--|--|--|--|--|--|--|--|--|--|----|--|--|--|--|--|--|--|--|--|--|--|--|
| 546 | | | | | | | | | | | | | CHRIS CARPENTER | | | | | | | | | | | | | P | | | | | | | | | | | | | | | | | | | | | | | | | |
| HT: 6'6" WT: 230 THROWS: RIGHT BATS: RIGHT | | | | | | | | | | | | | BORN: 4-27-1975, Exeter, NH | | | | | | | | | | | | | | | | | | | | | | | | | | | | | | | | | | | | | | |
| 1997 TORONTO BLUE JAYS PITCHING RECORD | | | | | | | | | | | | | | | | | | | | | | | | | | | | | | | | | | | | | | | | | | | | | | | | | | | |
| G | IP | W | L | R | ER | SO | BB | GS | CG | SHO | SV | ERA | G | IP | W | L | R | ER | SO | BB | GS | CG | SHO | SV | ERA | | | | | | | | | | | | | | | | | | | | | | | | | | |
| 14 | 81.1 | 3 | 7 | 55 | 46 | 55 | 37 | 13 | 1 | 1 | 0 | 5.09 | 34 | 184.1 | 12 | 12 | 121 | 111 | 126 | 69 | 33 | 0 | 0 | 0 | 5.42 | | | | | | | | | | | | | | | | | | | | | | | | | | |
| CARDBOARD BASEBALL RATINGS | | | | | | | | | | | | | | | | | | | | | | | | | | | | | | | | | | | | | | | | | | | | | | | | | | | |
| ERA | | | | | | | | | | | | | W | | | | | | | | | | | | | BB | | | | | | | | | | | | | K | | | | | | | | | | | | |
| 50 | | | | | | | | | | | | | 3 | | | | | | | | | | | | | 37 | | | | | | | | | | | | | 55 | | | | | | | | | | | | |

| | | | | | | | | | | | | | | | | | | | | | | | | | | | | | | | | | | | | | | | | | | | | | | | | | | | |
|--|-------|----|----|-----|-----|-----|----|----|----|-----|----|------|----------------------------|----|---|---|---|----|----|----|----|----|-----|----|-----|----|--|--|--|--|--|--|--|--|--|--|--|--|-----|--|--|--|--|--|--|--|--|--|--|--|--|
| 550 | | | | | | | | | | | | | FRANK CASTILLO | | | | | | | | | | | | | P | | | | | | | | | | | | | | | | | | | | | | | | | |
| HT: 6'1" WT: 180 THROWS: RIGHT BATS: RIGHT | | | | | | | | | | | | | BORN: 4-1-1969, ElPaso, TX | | | | | | | | | | | | | | | | | | | | | | | | | | | | | | | | | | | | | | |
| 1997 COLORADO ROCKIES PITCHING RECORD | | | | | | | | | | | | | | | | | | | | | | | | | | | | | | | | | | | | | | | | | | | | | | | | | | | |
| G | IP | W | L | R | ER | SO | BB | GS | CG | SHO | SV | ERA | G | IP | W | L | R | ER | SO | BB | GS | CG | SHO | SV | ERA | | | | | | | | | | | | | | | | | | | | | | | | | | |
| 34 | 184.1 | 12 | 12 | 121 | 111 | 126 | 69 | 33 | 0 | 0 | 0 | 5.42 | | | | | | | | | | | | | | | | | | | | | | | | | | | | | | | | | | | | | | | |
| CARDBOARD BASEBALL RATINGS | | | | | | | | | | | | | | | | | | | | | | | | | | | | | | | | | | | | | | | | | | | | | | | | | | | |
| ERA | | | | | | | | | | | | | W | | | | | | | | | | | | | BB | | | | | | | | | | | | | K | | | | | | | | | | | | |
| 54 | | | | | | | | | | | | | 12 | | | | | | | | | | | | | 69 | | | | | | | | | | | | | 126 | | | | | | | | | | | | |

| | | | | | | | | | | | | | | | | | | | | | | | | | | | | | | | | | | | | | | | | | | | | | | | | | | | |
|--|------|---|---|----|----|----|----|----|----|-----|----|------|--|------|---|---|----|----|----|----|----|----|-----|----|------|----|--|--|--|--|--|--|--|--|--|--|--|--|----|--|--|--|--|--|--|--|--|--|--|--|--|
| 547 | | | | | | | | | | | | | HECTOR CARRASCO | | | | | | | | | | | | | P | | | | | | | | | | | | | | | | | | | | | | | | | |
| HT: 6'2" WT: 235 THROWS: RIGHT BATS: RIGHT | | | | | | | | | | | | | BORN: 10-22-1969, San Pedro de Macoris, D.R. | | | | | | | | | | | | | | | | | | | | | | | | | | | | | | | | | | | | | | |
| 1997 KANSAS CITY ROYALS PITCHING RECORD | | | | | | | | | | | | | | | | | | | | | | | | | | | | | | | | | | | | | | | | | | | | | | | | | | | |
| G | IP | W | L | R | ER | SO | BB | GS | CG | SHO | SV | ERA | G | IP | W | L | R | ER | SO | BB | GS | CG | SHO | SV | ERA | | | | | | | | | | | | | | | | | | | | | | | | | | |
| 66 | 86.1 | 2 | 8 | 46 | 42 | 76 | 41 | 0 | 0 | 0 | 0 | 4.40 | 64 | 62.1 | 4 | 4 | 48 | 34 | 42 | 23 | 0 | 0 | 0 | 4 | 4.91 | | | | | | | | | | | | | | | | | | | | | | | | | | |
| CARDBOARD BASEBALL RATINGS | | | | | | | | | | | | | | | | | | | | | | | | | | | | | | | | | | | | | | | | | | | | | | | | | | | |
| ERA | | | | | | | | | | | | | W | | | | | | | | | | | | | BB | | | | | | | | | | | | | K | | | | | | | | | | | | |
| 44 | | | | | | | | | | | | | 2 | | | | | | | | | | | | | 41 | | | | | | | | | | | | | 76 | | | | | | | | | | | | |

| | | | | | | | | | | | | | | | | | | | | | | | | | | | | | | | | | | | | | | | | | | | | | | | | | | | |
|---|------|---|---|----|----|----|----|----|----|-----|----|------|-----------------------------------|----|---|---|---|----|----|----|----|----|-----|----|-----|----|--|--|--|--|--|--|--|--|--|--|--|--|----|--|--|--|--|--|--|--|--|--|--|--|--|
| 551 | | | | | | | | | | | | | TONY CASTILLO | | | | | | | | | | | | | P | | | | | | | | | | | | | | | | | | | | | | | | | |
| HT: 5'10" WT: 177 THROWS: LEFT BATS: LEFT | | | | | | | | | | | | | BORN: 3-1-1963, Quibor, Venezuela | | | | | | | | | | | | | | | | | | | | | | | | | | | | | | | | | | | | | | |
| 1997 CHICAGO WHITE SOX PITCHING RECORD | | | | | | | | | | | | | | | | | | | | | | | | | | | | | | | | | | | | | | | | | | | | | | | | | | | |
| G | IP | W | L | R | ER | SO | BB | GS | CG | SHO | SV | ERA | G | IP | W | L | R | ER | SO | BB | GS | CG | SHO | SV | ERA | | | | | | | | | | | | | | | | | | | | | | | | | | |
| 64 | 62.1 | 4 | 4 | 48 | 34 | 42 | 23 | 0 | 0 | 0 | 4 | 4.91 | | | | | | | | | | | | | | | | | | | | | | | | | | | | | | | | | | | | | | | |
| CARDBOARD BASEBALL RATINGS | | | | | | | | | | | | | | | | | | | | | | | | | | | | | | | | | | | | | | | | | | | | | | | | | | | |
| ERA | | | | | | | | | | | | | W | | | | | | | | | | | | | BB | | | | | | | | | | | | | K | | | | | | | | | | | | |
| 49 | | | | | | | | | | | | | 4 | | | | | | | | | | | | | 23 | | | | | | | | | | | | | 42 | | | | | | | | | | | | |

| | | | | | | | | | | | | | | | | | | | | | | | | | | | | | | | | | | | | | | | | | | | | | | | | | | | |
|---|------|---|---|----|----|----|----|----|----|-----|----|------|-------------------------------|------|---|---|----|----|----|----|----|----|-----|----|------|----|--|--|--|--|--|--|--|--|--|--|--|--|----|--|--|--|--|--|--|--|--|--|--|--|--|
| 548 | | | | | | | | | | | | | LARRY CASIAN | | | | | | | | | | | | | P | | | | | | | | | | | | | | | | | | | | | | | | | |
| HT: 6'0" WT: 170 THROWS: LEFT BATS: RIGHT | | | | | | | | | | | | | BORN: 10-28-1965, Lynwood, CA | | | | | | | | | | | | | | | | | | | | | | | | | | | | | | | | | | | | | | |
| 1997 KANSAS CITY ROYALS PITCHING RECORD | | | | | | | | | | | | | | | | | | | | | | | | | | | | | | | | | | | | | | | | | | | | | | | | | | | |
| G | IP | W | L | R | ER | SO | BB | GS | CG | SHO | SV | ERA | G | IP | W | L | R | ER | SO | BB | GS | CG | SHO | SV | ERA | | | | | | | | | | | | | | | | | | | | | | | | | | |
| 44 | 36.1 | 0 | 3 | 24 | 23 | 23 | 8 | 0 | 0 | 0 | 0 | 5.70 | 35 | 37.2 | 2 | 4 | 12 | 10 | 29 | 19 | 0 | 0 | 0 | 0 | 2.39 | | | | | | | | | | | | | | | | | | | | | | | | | | |
| CARDBOARD BASEBALL RATINGS | | | | | | | | | | | | | | | | | | | | | | | | | | | | | | | | | | | | | | | | | | | | | | | | | | | |
| ERA | | | | | | | | | | | | | W | | | | | | | | | | | | | BB | | | | | | | | | | | | | K | | | | | | | | | | | | |
| 57 | | | | | | | | | | | | | 0 | | | | | | | | | | | | | 8 | | | | | | | | | | | | | 23 | | | | | | | | | | | | |

| | | | | | | | | | | | | | | | | | | | | | | | | | | | | | | | | | | | | | | | | | | | | | | | | | | | |
|--|------|---|---|----|----|----|----|----|----|-----|----|------|---------------------------------|----|---|---|---|----|----|----|----|----|-----|----|-----|----|--|--|--|--|--|--|--|--|--|--|--|--|----|--|--|--|--|--|--|--|--|--|--|--|--|
| 552 | | | | | | | | | | | | | MIKE CATHER | | | | | | | | | | | | | P | | | | | | | | | | | | | | | | | | | | | | | | | |
| HT: 6'2" WT: 195 THROWS: RIGHT BATS: RIGHT | | | | | | | | | | | | | BORN: 12-17-1970, San Diego, CA | | | | | | | | | | | | | | | | | | | | | | | | | | | | | | | | | | | | | | |
| 1997 ATLANTA BRAVES PITCHING RECORD | | | | | | | | | | | | | | | | | | | | | | | | | | | | | | | | | | | | | | | | | | | | | | | | | | | |
| G | IP | W | L | R | ER | SO | BB | GS | CG | SHO | SV | ERA | G | IP | W | L | R | ER | SO | BB | GS | CG | SHO | SV | ERA | | | | | | | | | | | | | | | | | | | | | | | | | | |
| 35 | 37.2 | 2 | 4 | 12 | 10 | 29 | 19 | 0 | 0 | 0 | 0 | 2.39 | | | | | | | | | | | | | | | | | | | | | | | | | | | | | | | | | | | | | | | |
| CARDBOARD BASEBALL RATINGS | | | | | | | | | | | | | | | | | | | | | | | | | | | | | | | | | | | | | | | | | | | | | | | | | | | |
| ERA | | | | | | | | | | | | | W | | | | | | | | | | | | | BB | | | | | | | | | | | | | K | | | | | | | | | | | | |
| 23 | | | | | | | | | | | | | 2 | | | | | | | | | | | | | 19 | | | | | | | | | | | | | 29 | | | | | | | | | | | | |

| | | | | | | | | | | | | | | | | | | | | | | | | | | | | | | | | | | | | | | |
|--|------|---|---|----|----|----|----|----|----|-----|----|------|-------------------------------|-------|----|-----|----|----|-----|----|----|----|-----|----|------|---|--|-----|--|--|--|--|--|--|--|--|--|--|
| 553 | | | | | | | | | | | | | NORM CHARLTON | | | | | | | | | | | | | P | | | | | | | | | | | | |
| HT: 6'3" WT: 195 THROWS: LEFT BATS: BOTH | | | | | | | | | | | | | BORN: 1-6-1963, Fort Polk, LA | | | | | | | | | | | | | | | | | | | | | | | | | |
| 1997 SEATTLE MARINERS PITCHING RECORD | | | | | | | | | | | | | | | | | | | | | | | | | | | | | | | | | | | | | | |
| G | IP | W | L | R | ER | SO | BB | GS | CG | SHO | SV | ERA | G | IP | W | L | R | ER | SO | BB | GS | CG | SHO | SV | ERA | | | | | | | | | | | | | |
| 71 | 69.1 | 3 | 8 | 59 | 56 | 55 | 47 | 0 | 0 | 0 | 14 | 7.27 | 34 | 264.1 | 21 | 7 | 65 | 60 | 292 | 68 | 34 | 9 | 3 | 0 | 2.05 | | | | | | | | | | | | | |
| CARDBOARD BASEBALL RATINGS | | | | | | | | | | | | | | | | | | | | | | | | | | | | | | | | | | | | | | |
| ERA | | | | W | | | | BB | | | | K | | | | ERA | | | | W | | | | BB | | | | K | | | | | | | | | | |
| 72 | | | | 3 | | | | 47 | | | | 55 | | | | 20 | | | | 21 | | | | 68 | | | | 292 | | | | | | | | | | |

| | | | | | | | | | | | | | | | | | | | | | | | | | | | | | | | | | | | | | | |
|---|------|---|---|----|----|----|----|----|----|-----|----|------|----------------------------|------|---|-----|----|----|----|----|----|----|-----|----|------|---|--|----|--|--|--|--|--|--|--|--|--|--|
| 554 | | | | | | | | | | | | | JASON CHRISTIANSEN | | | | | | | | | | | | | P | | | | | | | | | | | | |
| HT: 6'5" WT: 230 THROWS: LEFT BATS: RIGHT | | | | | | | | | | | | | BORN: 9-21-1969, Omaha, NE | | | | | | | | | | | | | | | | | | | | | | | | | |
| 1997 PITTSBURGH PIRATES PITCHING RECORD | | | | | | | | | | | | | | | | | | | | | | | | | | | | | | | | | | | | | | |
| G | IP | W | L | R | ER | SO | BB | GS | CG | SHO | SV | ERA | G | IP | W | L | R | ER | SO | BB | GS | CG | SHO | SV | ERA | | | | | | | | | | | | | |
| 39 | 33.2 | 3 | 0 | 11 | 11 | 37 | 17 | 0 | 0 | 0 | 0 | 2.94 | 51 | 48.1 | 5 | 1 | 24 | 20 | 42 | 18 | 0 | 0 | 0 | 1 | 3.75 | | | | | | | | | | | | | |
| CARDBOARD BASEBALL RATINGS | | | | | | | | | | | | | | | | | | | | | | | | | | | | | | | | | | | | | | |
| ERA | | | | W | | | | BB | | | | K | | | | ERA | | | | W | | | | BB | | | | K | | | | | | | | | | |
| 29 | | | | 3 | | | | 17 | | | | 37 | | | | 37 | | | | 5 | | | | 18 | | | | 42 | | | | | | | | | | |

| | | | | | | | | | | | | | | | | | | | | | | | | | | | | | | | | | | | | | | |
|--|-------|----|---|----|----|-----|----|----|----|-----|----|------|---------------------------|------|---|-----|----|----|----|----|----|----|-----|----|------|---|--|----|--|--|--|--|--|--|--|--|--|--|
| 555 | | | | | | | | | | | | | MARK CLARK | | | | | | | | | | | | | P | | | | | | | | | | | | |
| HT: 6'5" WT: 225 THROWS: RIGHT BATS: RIGHT | | | | | | | | | | | | | BORN: 5-12-1968, Bath, IL | | | | | | | | | | | | | | | | | | | | | | | | | |
| 1997 CHICAGO CUBS PITCHING RECORD | | | | | | | | | | | | | | | | | | | | | | | | | | | | | | | | | | | | | | |
| G | IP | W | L | R | ER | SO | BB | GS | CG | SHO | SV | ERA | G | IP | W | L | R | ER | SO | BB | GS | CG | SHO | SV | ERA | | | | | | | | | | | | | |
| 32 | 205.1 | 14 | 8 | 96 | 87 | 123 | 59 | 31 | 3 | 0 | 0 | 3.82 | 10 | 51.1 | 4 | 2 | 32 | 29 | 46 | 26 | 9 | 0 | 0 | 0 | 5.12 | | | | | | | | | | | | | |
| CARDBOARD BASEBALL RATINGS | | | | | | | | | | | | | | | | | | | | | | | | | | | | | | | | | | | | | | |
| ERA | | | | W | | | | BB | | | | K | | | | ERA | | | | W | | | | BB | | | | K | | | | | | | | | | |
| 38 | | | | 14 | | | | 59 | | | | 123 | | | | 51 | | | | 4 | | | | 26 | | | | 46 | | | | | | | | | | |

| | | | | | | | | | | | | | | | | | | | | | | | | | | | | | | | | | | | | | | |
|--|------|---|---|----|----|----|----|----|----|-----|----|------|-----------------------------------|------|---|-----|----|----|----|----|----|----|-----|----|------|---|--|----|--|--|--|--|--|--|--|--|--|--|
| 556 | | | | | | | | | | | | | TERRY CLARK | | | | | | | | | | | | | P | | | | | | | | | | | | |
| HT: 6'2" WT: 190 THROWS: RIGHT BATS: RIGHT | | | | | | | | | | | | | BORN: 10-18-1960, Los Angeles, CA | | | | | | | | | | | | | | | | | | | | | | | | | |
| 1997 TEXAS RANGERS PITCHING RECORD | | | | | | | | | | | | | | | | | | | | | | | | | | | | | | | | | | | | | | |
| G | IP | W | L | R | ER | SO | BB | GS | CG | SHO | SV | ERA | G | IP | W | L | R | ER | SO | BB | GS | CG | SHO | SV | ERA | | | | | | | | | | | | | |
| 13 | 57.1 | 1 | 7 | 41 | 38 | 24 | 23 | 9 | 0 | 0 | 0 | 6.00 | 19 | 94.1 | 4 | 7 | 66 | 59 | 66 | 45 | 17 | 1 | 0 | 0 | 5.65 | | | | | | | | | | | | | |
| CARDBOARD BASEBALL RATINGS | | | | | | | | | | | | | | | | | | | | | | | | | | | | | | | | | | | | | | |
| ERA | | | | W | | | | BB | | | | K | | | | ERA | | | | W | | | | BB | | | | K | | | | | | | | | | |
| 60 | | | | 1 | | | | 23 | | | | 24 | | | | 56 | | | | 4 | | | | 45 | | | | 66 | | | | | | | | | | |

| | | | | | | | | | | | | | | | | | | | | | | | | | | | | | | | | | | | | | | |
|--|-------|----|---|----|----|-----|----|----|----|-----|----|------|----------------------------|------|---|-----|----|----|----|----|----|----|-----|----|------|---|--|----|--|--|--|--|--|--|--|--|--|--|
| 557 | | | | | | | | | | | | | ROGER CLEMENS | | | | | | | | | | | | | P | | | | | | | | | | | | |
| HT: 6'4" WT: 205 THROWS: RIGHT BATS: RIGHT | | | | | | | | | | | | | BORN: 8-4-1962, Dayton, OH | | | | | | | | | | | | | | | | | | | | | | | | | |
| 1997 TORONTO BLUE JAYS PITCHING RECORD | | | | | | | | | | | | | | | | | | | | | | | | | | | | | | | | | | | | | | |
| G | IP | W | L | R | ER | SO | BB | GS | CG | SHO | SV | ERA | G | IP | W | L | R | ER | SO | BB | GS | CG | SHO | SV | ERA | | | | | | | | | | | | | |
| 34 | 264.1 | 21 | 7 | 65 | 60 | 292 | 68 | 34 | 9 | 3 | 0 | 2.05 | 51 | 48.1 | 5 | 1 | 24 | 20 | 42 | 18 | 0 | 0 | 0 | 1 | 3.75 | | | | | | | | | | | | | |
| CARDBOARD BASEBALL RATINGS | | | | | | | | | | | | | | | | | | | | | | | | | | | | | | | | | | | | | | |
| ERA | | | | W | | | | BB | | | | K | | | | ERA | | | | W | | | | BB | | | | K | | | | | | | | | | |
| 20 | | | | 21 | | | | 68 | | | | 292 | | | | 37 | | | | 5 | | | | 18 | | | | 42 | | | | | | | | | | |

| | | | | | | | | | | | | | | | | | | | | | | | | | | | | | | | | | | | | | | |
|--|------|---|---|----|----|----|----|----|----|-----|----|------|-----------------------------|------|---|-----|----|----|----|----|----|----|-----|----|------|---|--|----|--|--|--|--|--|--|--|--|--|--|
| 558 | | | | | | | | | | | | | BRAD CLONTZ | | | | | | | | | | | | | P | | | | | | | | | | | | |
| HT: 6'1" WT: 180 THROWS: RIGHT BATS: RIGHT | | | | | | | | | | | | | BORN: 4-25-1971, Stuart, VA | | | | | | | | | | | | | | | | | | | | | | | | | |
| 1997 ATLANTA BRAVES PITCHING RECORD | | | | | | | | | | | | | | | | | | | | | | | | | | | | | | | | | | | | | | |
| G | IP | W | L | R | ER | SO | BB | GS | CG | SHO | SV | ERA | G | IP | W | L | R | ER | SO | BB | GS | CG | SHO | SV | ERA | | | | | | | | | | | | | |
| 39 | 33.2 | 3 | 0 | 11 | 11 | 37 | 17 | 0 | 0 | 0 | 0 | 2.94 | 51 | 48.1 | 5 | 1 | 24 | 20 | 42 | 18 | 0 | 0 | 0 | 1 | 3.75 | | | | | | | | | | | | | |
| CARDBOARD BASEBALL RATINGS | | | | | | | | | | | | | | | | | | | | | | | | | | | | | | | | | | | | | | |
| ERA | | | | W | | | | BB | | | | K | | | | ERA | | | | W | | | | BB | | | | K | | | | | | | | | | |
| 29 | | | | 3 | | | | 17 | | | | 37 | | | | 37 | | | | 5 | | | | 18 | | | | 42 | | | | | | | | | | |

| | | | | | | | | | | | | | | | | | | | | | | | | | | | | | | | | | | | | | | |
|--|-------|----|---|----|----|-----|----|----|----|-----|----|------|-------------------------------|------|---|-----|----|----|----|----|----|----|-----|----|------|---|--|----|--|--|--|--|--|--|--|--|--|--|
| 559 | | | | | | | | | | | | | KEN CLOUDE | | | | | | | | | | | | | P | | | | | | | | | | | | |
| HT: 6'1" WT: 200 THROWS: RIGHT BATS: RIGHT | | | | | | | | | | | | | BORN: 1-9-1975, Baltimore, MD | | | | | | | | | | | | | | | | | | | | | | | | | |
| 1997 SEATTLE MARINERS PITCHING RECORD | | | | | | | | | | | | | | | | | | | | | | | | | | | | | | | | | | | | | | |
| G | IP | W | L | R | ER | SO | BB | GS | CG | SHO | SV | ERA | G | IP | W | L | R | ER | SO | BB | GS | CG | SHO | SV | ERA | | | | | | | | | | | | | |
| 32 | 205.1 | 14 | 8 | 96 | 87 | 123 | 59 | 31 | 3 | 0 | 0 | 3.82 | 10 | 51.1 | 4 | 2 | 32 | 29 | 46 | 26 | 9 | 0 | 0 | 0 | 5.12 | | | | | | | | | | | | | |
| CARDBOARD BASEBALL RATINGS | | | | | | | | | | | | | | | | | | | | | | | | | | | | | | | | | | | | | | |
| ERA | | | | W | | | | BB | | | | K | | | | ERA | | | | W | | | | BB | | | | K | | | | | | | | | | |
| 38 | | | | 14 | | | | 59 | | | | 123 | | | | 51 | | | | 4 | | | | 26 | | | | 46 | | | | | | | | | | |

| | | | | | | | | | | | | | | | | | | | | | | | | | | | | | | | | | | | | | | |
|--|------|---|---|----|----|----|----|----|----|-----|----|------|---------------------------------|------|---|-----|----|----|----|----|----|----|-----|----|------|---|--|----|--|--|--|--|--|--|--|--|--|--|
| 560 | | | | | | | | | | | | | BARTOLO COLON | | | | | | | | | | | | | P | | | | | | | | | | | | |
| HT: 6'0" WT: 185 THROWS: RIGHT BATS: RIGHT | | | | | | | | | | | | | BORN: 5-24-1973, Altamira, D.R. | | | | | | | | | | | | | | | | | | | | | | | | | |
| 1997 CLEVELAND INDIANS PITCHING RECORD | | | | | | | | | | | | | | | | | | | | | | | | | | | | | | | | | | | | | | |
| G | IP | W | L | R | ER | SO | BB | GS | CG | SHO | SV | ERA | G | IP | W | L | R | ER | SO | BB | GS | CG | SHO | SV | ERA | | | | | | | | | | | | | |
| 13 | 57.1 | 1 | 7 | 41 | 38 | 24 | 23 | 9 | 0 | 0 | 0 | 6.00 | 19 | 94.1 | 4 | 7 | 66 | 59 | 66 | 45 | 17 | 1 | 0 | 0 | 5.65 | | | | | | | | | | | | | |
| CARDBOARD BASEBALL RATINGS | | | | | | | | | | | | | | | | | | | | | | | | | | | | | | | | | | | | | | |
| ERA | | | | W | | | | BB | | | | K | | | | ERA | | | | W | | | | BB | | | | K | | | | | | | | | | |
| 60 | | | | 1 | | | | 23 | | | | 24 | | | | 56 | | | | 4 | | | | 45 | | | | 66 | | | | | | | | | | |

| | | | | | | | | | | | | | | | | | | | | | | | | | | | | | | | | | | | | | | | | | | | | | | | | | | | |
|---|-------|----|---|----|----|-----|----|----|----|-----|----|------|---------------------------------|------|---|---|----|----|----|----|----|----|-----|----|------|----|--|--|--|--|--|--|--|--|--|--|--|--|-----|--|--|--|--|--|--|--|--|--|--|--|--|
| 561 | | | | | | | | | | | | | DAVID CONE | | | | | | | | | | | | | P | | | | | | | | | | | | | | | | | | | | | | | | | |
| HT: 6'1" WT: 180 THROWS: RIGHT BATS: LEFT | | | | | | | | | | | | | BORN: 1-2-1963, Kansas City, MO | | | | | | | | | | | | | | | | | | | | | | | | | | | | | | | | | | | | | | |
| 1997 NEW YORK YANKEES PITCHING RECORD | | | | | | | | | | | | | | | | | | | | | | | | | | | | | | | | | | | | | | | | | | | | | | | | | | | |
| G | IP | W | L | R | ER | SO | BB | GS | CG | SHO | SV | ERA | G | IP | W | L | R | ER | SO | BB | GS | CG | SHO | SV | ERA | | | | | | | | | | | | | | | | | | | | | | | | | | |
| 29 | 195.1 | 12 | 6 | 67 | 61 | 222 | 86 | 29 | 1 | 0 | 0 | 2.82 | 52 | 57.2 | 5 | 3 | 26 | 22 | 40 | 21 | 0 | 0 | 0 | 2 | 3.43 | | | | | | | | | | | | | | | | | | | | | | | | | | |
| CARDBOARD BASEBALL RATINGS | | | | | | | | | | | | | CARDBOARD BASEBALL RATINGS | | | | | | | | | | | | | | | | | | | | | | | | | | | | | | | | | | | | | | |
| ERA | | | | | | | | | | | | | W | | | | | | | | | | | | | BB | | | | | | | | | | | | | K | | | | | | | | | | | | |
| 28 | | | | | | | | | | | | | 12 | | | | | | | | | | | | | 86 | | | | | | | | | | | | | 222 | | | | | | | | | | | | |

| | | | | | | | | | | | | | | | | | | | | | | | | | | | | | | | | | | | | | | | | | | | | | | | | | | | |
|--|------|---|---|----|----|----|----|----|----|-----|----|------|-------------------------------|------|---|---|----|----|----|----|----|----|-----|----|------|----|--|--|--|--|--|--|--|--|--|--|--|--|----|--|--|--|--|--|--|--|--|--|--|--|--|
| 562 | | | | | | | | | | | | | DENNIS COOK | | | | | | | | | | | | | P | | | | | | | | | | | | | | | | | | | | | | | | | |
| HT: 6'3" WT: 185 THROWS: LEFT BATS: LEFT | | | | | | | | | | | | | BORN: 10-4-1962, LaMarque, TX | | | | | | | | | | | | | | | | | | | | | | | | | | | | | | | | | | | | | | |
| 1997 FLORIDA MARLINS PITCHING RECORD | | | | | | | | | | | | | | | | | | | | | | | | | | | | | | | | | | | | | | | | | | | | | | | | | | | |
| G | IP | W | L | R | ER | SO | BB | GS | CG | SHO | SV | ERA | G | IP | W | L | R | ER | SO | BB | GS | CG | SHO | SV | ERA | | | | | | | | | | | | | | | | | | | | | | | | | | |
| 59 | 62.1 | 1 | 2 | 28 | 27 | 63 | 28 | 0 | 0 | 0 | 0 | 3.90 | 37 | 40.2 | 3 | 3 | 32 | 32 | 26 | 17 | 0 | 0 | 0 | 2 | 7.08 | | | | | | | | | | | | | | | | | | | | | | | | | | |
| CARDBOARD BASEBALL RATINGS | | | | | | | | | | | | | CARDBOARD BASEBALL RATINGS | | | | | | | | | | | | | | | | | | | | | | | | | | | | | | | | | | | | | | |
| ERA | | | | | | | | | | | | | W | | | | | | | | | | | | | BB | | | | | | | | | | | | | K | | | | | | | | | | | | |
| 39 | | | | | | | | | | | | | 1 | | | | | | | | | | | | | 28 | | | | | | | | | | | | | 63 | | | | | | | | | | | | |

| | | | | | | | | | | | | | | | | | | | | | | | | | | | | | | | | | | | | | | | | | | | | | | | | | | | |
|---|-------|---|----|----|----|-----|----|----|----|-----|----|------|----------------------------|------|---|---|----|----|----|----|----|----|-----|----|------|----|--|--|--|--|--|--|--|--|--|--|--|--|-----|--|--|--|--|--|--|--|--|--|--|--|--|
| 563 | | | | | | | | | | | | | STEVE COOKE | | | | | | | | | | | | | P | | | | | | | | | | | | | | | | | | | | | | | | | |
| HT: 6'6" WT: 220 THROWS: LEFT BATS: RIGHT | | | | | | | | | | | | | BORN: 1-14-1970, Lihue, HI | | | | | | | | | | | | | | | | | | | | | | | | | | | | | | | | | | | | | | |
| 1997 PITTSBURGH PIRATES PITCHING RECORD | | | | | | | | | | | | | | | | | | | | | | | | | | | | | | | | | | | | | | | | | | | | | | | | | | | |
| G | IP | W | L | R | ER | SO | BB | GS | CG | SHO | SV | ERA | G | IP | W | L | R | ER | SO | BB | GS | CG | SHO | SV | ERA | | | | | | | | | | | | | | | | | | | | | | | | | | |
| 32 | 167.1 | 9 | 15 | 95 | 80 | 109 | 77 | 32 | 0 | 0 | 0 | 4.30 | 19 | 46.1 | 4 | 3 | 18 | 17 | 25 | 13 | 2 | 0 | 0 | 0 | 3.30 | | | | | | | | | | | | | | | | | | | | | | | | | | |
| CARDBOARD BASEBALL RATINGS | | | | | | | | | | | | | CARDBOARD BASEBALL RATINGS | | | | | | | | | | | | | | | | | | | | | | | | | | | | | | | | | | | | | | |
| ERA | | | | | | | | | | | | | W | | | | | | | | | | | | | BB | | | | | | | | | | | | | K | | | | | | | | | | | | |
| 43 | | | | | | | | | | | | | 9 | | | | | | | | | | | | | 77 | | | | | | | | | | | | | 109 | | | | | | | | | | | | |

| | | | | | | | | | | | | | | | | | | | | | | | | | | | | | | | | | | | | | | | | | | | | | | | | | | | |
|---|-------|----|---|----|----|-----|----|----|----|-----|----|------|---------------------------------------|------|---|---|----|----|----|----|----|----|-----|----|------|----|--|--|--|--|--|--|--|--|--|--|--|--|-----|--|--|--|--|--|--|--|--|--|--|--|--|
| 564 | | | | | | | | | | | | | FRANCISCO CORDOVA | | | | | | | | | | | | | P | | | | | | | | | | | | | | | | | | | | | | | | | |
| HT: 5'10" WT: 191 THROWS: RIGHT BATS: RIGHT | | | | | | | | | | | | | BORN: 4-26-1972, Veracruz, 30, Mexico | | | | | | | | | | | | | | | | | | | | | | | | | | | | | | | | | | | | | | |
| 1997 PITTSBURGH PIRATES PITCHING RECORD | | | | | | | | | | | | | | | | | | | | | | | | | | | | | | | | | | | | | | | | | | | | | | | | | | | |
| G | IP | W | L | R | ER | SO | BB | GS | CG | SHO | SV | ERA | G | IP | W | L | R | ER | SO | BB | GS | CG | SHO | SV | ERA | | | | | | | | | | | | | | | | | | | | | | | | | | |
| 29 | 178.2 | 11 | 8 | 80 | 72 | 121 | 49 | 29 | 2 | 2 | 0 | 3.63 | 19 | 26.1 | 0 | 2 | 19 | 19 | 23 | 9 | 0 | 0 | 0 | 0 | 6.49 | | | | | | | | | | | | | | | | | | | | | | | | | | |
| CARDBOARD BASEBALL RATINGS | | | | | | | | | | | | | CARDBOARD BASEBALL RATINGS | | | | | | | | | | | | | | | | | | | | | | | | | | | | | | | | | | | | | | |
| ERA | | | | | | | | | | | | | W | | | | | | | | | | | | | BB | | | | | | | | | | | | | K | | | | | | | | | | | | |
| 36 | | | | | | | | | | | | | 11 | | | | | | | | | | | | | 49 | | | | | | | | | | | | | 121 | | | | | | | | | | | | |

| | | | | | | | | | | | | | | | | | | | | | | | | | | | | | | | | | | | | | | | | | | | | | | | | | | | |
|--|------|---|---|----|----|----|----|----|----|-----|----|------|----------------------------|------|---|---|----|----|----|----|----|----|-----|----|------|----|--|--|--|--|--|--|--|--|--|--|--|--|----|--|--|--|--|--|--|--|--|--|--|--|--|
| 565 | | | | | | | | | | | | | JIM CORSI | | | | | | | | | | | | | P | | | | | | | | | | | | | | | | | | | | | | | | | |
| HT: 6'1" WT: 210 THROWS: RIGHT BATS: RIGHT | | | | | | | | | | | | | BORN: 9-9-1961, Newton, MA | | | | | | | | | | | | | | | | | | | | | | | | | | | | | | | | | | | | | | |
| 1997 BOSTON RED SOX PITCHING RECORD | | | | | | | | | | | | | | | | | | | | | | | | | | | | | | | | | | | | | | | | | | | | | | | | | | | |
| G | IP | W | L | R | ER | SO | BB | GS | CG | SHO | SV | ERA | G | IP | W | L | R | ER | SO | BB | GS | CG | SHO | SV | ERA | | | | | | | | | | | | | | | | | | | | | | | | | | |
| 52 | 57.2 | 5 | 3 | 26 | 22 | 40 | 21 | 0 | 0 | 0 | 2 | 3.43 | 37 | 40.2 | 3 | 3 | 32 | 32 | 26 | 17 | 0 | 0 | 0 | 2 | 7.08 | | | | | | | | | | | | | | | | | | | | | | | | | | |
| CARDBOARD BASEBALL RATINGS | | | | | | | | | | | | | CARDBOARD BASEBALL RATINGS | | | | | | | | | | | | | | | | | | | | | | | | | | | | | | | | | | | | | | |
| ERA | | | | | | | | | | | | | W | | | | | | | | | | | | | BB | | | | | | | | | | | | | K | | | | | | | | | | | | |
| 34 | | | | | | | | | | | | | 5 | | | | | | | | | | | | | 21 | | | | | | | | | | | | | 40 | | | | | | | | | | | | |

| | | | | | | | | | | | | | | | | | | | | | | | | | | | | | | | | | | | | | | | | | | | | | | | | | | | |
|--|------|---|---|----|----|----|----|----|----|-----|----|------|-------------------------------|------|---|---|----|----|----|----|----|----|-----|----|------|----|--|--|--|--|--|--|--|--|--|--|--|--|----|--|--|--|--|--|--|--|--|--|--|--|--|
| 566 | | | | | | | | | | | | | TIM CRABTREE | | | | | | | | | | | | | P | | | | | | | | | | | | | | | | | | | | | | | | | |
| HT: 6'4" WT: 205 THROWS: RIGHT BATS: RIGHT | | | | | | | | | | | | | BORN: 10-13-1969, Jackson, MI | | | | | | | | | | | | | | | | | | | | | | | | | | | | | | | | | | | | | | |
| 1997 TORONTO BLUE JAYS PITCHING RECORD | | | | | | | | | | | | | | | | | | | | | | | | | | | | | | | | | | | | | | | | | | | | | | | | | | | |
| G | IP | W | L | R | ER | SO | BB | GS | CG | SHO | SV | ERA | G | IP | W | L | R | ER | SO | BB | GS | CG | SHO | SV | ERA | | | | | | | | | | | | | | | | | | | | | | | | | | |
| 37 | 40.2 | 3 | 3 | 32 | 32 | 26 | 17 | 0 | 0 | 0 | 2 | 7.08 | 19 | 46.1 | 4 | 3 | 18 | 17 | 25 | 13 | 2 | 0 | 0 | 0 | 3.30 | | | | | | | | | | | | | | | | | | | | | | | | | | |
| CARDBOARD BASEBALL RATINGS | | | | | | | | | | | | | CARDBOARD BASEBALL RATINGS | | | | | | | | | | | | | | | | | | | | | | | | | | | | | | | | | | | | | | |
| ERA | | | | | | | | | | | | | W | | | | | | | | | | | | | BB | | | | | | | | | | | | | K | | | | | | | | | | | | |
| 70 | | | | | | | | | | | | | 3 | | | | | | | | | | | | | 17 | | | | | | | | | | | | | 26 | | | | | | | | | | | | |

| | | | | | | | | | | | | | | | | | | | | | | | | | | | | | | | | | | | | | | | | | | | | | | | | | | | |
|--|------|---|---|----|----|----|----|----|----|-----|----|------|---------------------------------|------|---|---|----|----|----|----|----|----|-----|----|------|----|--|--|--|--|--|--|--|--|--|--|--|--|----|--|--|--|--|--|--|--|--|--|--|--|--|
| 567 | | | | | | | | | | | | | JOE CRAWFORD | | | | | | | | | | | | | P | | | | | | | | | | | | | | | | | | | | | | | | | |
| HT: 6'3" WT: 225 THROWS: LEFT BATS: LEFT | | | | | | | | | | | | | BORN: 5-2-1970, Gainesville, FL | | | | | | | | | | | | | | | | | | | | | | | | | | | | | | | | | | | | | | |
| 1997 NEW YORK METS PITCHING RECORD | | | | | | | | | | | | | | | | | | | | | | | | | | | | | | | | | | | | | | | | | | | | | | | | | | | |
| G | IP | W | L | R | ER | SO | BB | GS | CG | SHO | SV | ERA | G | IP | W | L | R | ER | SO | BB | GS | CG | SHO | SV | ERA | | | | | | | | | | | | | | | | | | | | | | | | | | |
| 19 | 46.1 | 4 | 3 | 18 | 17 | 25 | 13 | 2 | 0 | 0 | 0 | 3.30 | 19 | 46.1 | 4 | 3 | 18 | 17 | 25 | 13 | 2 | 0 | 0 | 0 | 3.30 | | | | | | | | | | | | | | | | | | | | | | | | | | |
| CARDBOARD BASEBALL RATINGS | | | | | | | | | | | | | CARDBOARD BASEBALL RATINGS | | | | | | | | | | | | | | | | | | | | | | | | | | | | | | | | | | | | | | |
| ERA | | | | | | | | | | | | | W | | | | | | | | | | | | | BB | | | | | | | | | | | | | K | | | | | | | | | | | | |
| 33 | | | | | | | | | | | | | 4 | | | | | | | | | | | | | 13 | | | | | | | | | | | | | 25 | | | | | | | | | | | | |

| | | | | | | | | | | | | | | | | | | | | | | | | | | | | | | | | | | | | | | | | | | | | | | | | | | | |
|--|------|---|---|----|----|----|----|----|----|-----|----|------|-------------------------------------|------|---|---|----|----|----|----|----|----|-----|----|------|----|--|--|--|--|--|--|--|--|--|--|--|--|----|--|--|--|--|--|--|--|--|--|--|--|--|
| 568 | | | | | | | | | | | | | NELSON CRUZ | | | | | | | | | | | | | P | | | | | | | | | | | | | | | | | | | | | | | | | |
| HT: 6'1" WT: 175 THROWS: RIGHT BATS: RIGHT | | | | | | | | | | | | | BORN: 9-13-1972, Puerto Plata, D.R. | | | | | | | | | | | | | | | | | | | | | | | | | | | | | | | | | | | | | | |
| 1997 CHICAGO WHITE SOX PITCHING RECORD | | | | | | | | | | | | | | | | | | | | | | | | | | | | | | | | | | | | | | | | | | | | | | | | | | | |
| G | IP | W | L | R | ER | SO | BB | GS | CG | SHO | SV | ERA | G | IP | W | L | R | ER | SO | BB | GS | CG | SHO | SV | ERA | | | | | | | | | | | | | | | | | | | | | | | | | | |
| 19 | 26.1 | 0 | 2 | 19 | 19 | 23 | 9 | 0 | 0 | 0 | 0 | 6.49 | 19 | 26.1 | 0 | 2 | 19 | 19 | 23 | 9 | 0 | 0 | 0 | 0 | 6.49 | | | | | | | | | | | | | | | | | | | | | | | | | | |
| CARDBOARD BASEBALL RATINGS | | | | | | | | | | | | | CARDBOARD BASEBALL RATINGS | | | | | | | | | | | | | | | | | | | | | | | | | | | | | | | | | | | | | | |
| ERA | | | | | | | | | | | | | W | | | | | | | | | | | | | BB | | | | | | | | | | | | | K | | | | | | | | | | | | |
| 64 | | | | | | | | | | | | | 0 | | | | | | | | | | | | | 9 | | | | | | | | | | | | | 23 | | | | | | | | | | | | |

| | | | | | | | | | | | | | | | | | | | | | | | | | | | | | | | | | | | | | | | | | | | | | | | | | | | |
|--|------|---|---|----|----|----|----|----|----|-----|----|------|-------------------------------|-------|---|----|----|----|----|----|----|----|-----|----|------|----|--|--|--|--|--|--|--|--|--|--|--|--|---|--|--|--|--|--|--|--|--|--|--|--|--|
| 569 | | | | | | | | | | | | | JOHN CUMMINGS | | | | | | | | | | | | | P | | | | | | | | | | | | | | | | | | | | | | | | | |
| HT: 6'3" WT: 200 THROWS: LEFT BATS: LEFT | | | | | | | | | | | | | BORN: 5-10-1969, Torrance, CA | | | | | | | | | | | | | | | | | | | | | | | | | | | | | | | | | | | | | | |
| 1997 DETROIT TIGERS PITCHING RECORD | | | | | | | | | | | | | | | | | | | | | | | | | | | | | | | | | | | | | | | | | | | | | | | | | | | |
| G | IP | W | L | R | ER | SO | BB | GS | CG | SHO | SV | ERA | G | IP | W | L | R | ER | SO | BB | GS | CG | SHO | SV | ERA | | | | | | | | | | | | | | | | | | | | | | | | | | |
| 19 | 24.2 | 2 | 0 | 22 | 15 | 8 | 14 | 0 | 0 | 0 | 0 | 5.47 | 31 | 157.1 | 5 | 11 | 86 | 76 | 92 | 45 | 24 | 1 | 0 | 0 | 4.35 | | | | | | | | | | | | | | | | | | | | | | | | | | |
| CARDBOARD BASEBALL RATINGS | | | | | | | | | | | | | | | | | | | | | | | | | | | | | | | | | | | | | | | | | | | | | | | | | | | |
| ERA | | | | | | | | | | | | | W | | | | | | | | | | | | | BB | | | | | | | | | | | | | K | | | | | | | | | | | | |
| 54 | | | | | | | | | | | | | 2 | | | | | | | | | | | | | 14 | | | | | | | | | | | | | 8 | | | | | | | | | | | | |

| | | | | | | | | | | | | | | | | | | | | | | | | | | | | | | | | | | | | | | | | | | | | | | | | | | | |
|--|-------|---|----|----|----|----|----|----|----|-----|----|------|------------------------------|----|---|---|---|----|----|----|----|----|-----|----|-----|----|--|--|--|--|--|--|--|--|--|--|--|--|----|--|--|--|--|--|--|--|--|--|--|--|--|
| 573 | | | | | | | | | | | | | DANNY DARWIN | | | | | | | | | | | | | P | | | | | | | | | | | | | | | | | | | | | | | | | |
| HT: 6'3" WT: 185 THROWS: RIGHT BATS: RIGHT | | | | | | | | | | | | | BORN: 10-25-1955, Bonham, TX | | | | | | | | | | | | | | | | | | | | | | | | | | | | | | | | | | | | | | |
| 1997 SAN FRANCISCO GIANTS PITCHING RECORD | | | | | | | | | | | | | | | | | | | | | | | | | | | | | | | | | | | | | | | | | | | | | | | | | | | |
| G | IP | W | L | R | ER | SO | BB | GS | CG | SHO | SV | ERA | G | IP | W | L | R | ER | SO | BB | GS | CG | SHO | SV | ERA | | | | | | | | | | | | | | | | | | | | | | | | | | |
| 31 | 157.1 | 5 | 11 | 86 | 76 | 92 | 45 | 24 | 1 | 0 | 0 | 4.35 | | | | | | | | | | | | | | | | | | | | | | | | | | | | | | | | | | | | | | | |
| CARDBOARD BASEBALL RATINGS | | | | | | | | | | | | | | | | | | | | | | | | | | | | | | | | | | | | | | | | | | | | | | | | | | | |
| ERA | | | | | | | | | | | | | W | | | | | | | | | | | | | BB | | | | | | | | | | | | | K | | | | | | | | | | | | |
| 43 | | | | | | | | | | | | | 5 | | | | | | | | | | | | | 45 | | | | | | | | | | | | | 92 | | | | | | | | | | | | |

| | | | | | | | | | | | | | | | | | | | | | | | | | | | | | | | | | | | | | | | | | | | | | | | | | | | |
|--|------|---|---|----|----|----|----|----|----|-----|----|------|------------------------------|------|---|---|----|----|----|----|----|----|-----|----|------|----|--|--|--|--|--|--|--|--|--|--|--|--|----|--|--|--|--|--|--|--|--|--|--|--|--|
| 570 | | | | | | | | | | | | | WILL CUNNANE | | | | | | | | | | | | | P | | | | | | | | | | | | | | | | | | | | | | | | | |
| HT: 6'2" WT: 175 THROWS: RIGHT BATS: RIGHT | | | | | | | | | | | | | BORN: 4-24-1974, Suffern, NY | | | | | | | | | | | | | | | | | | | | | | | | | | | | | | | | | | | | | | |
| 1997 SAN DIEGO PADRES PITCHING RECORD | | | | | | | | | | | | | | | | | | | | | | | | | | | | | | | | | | | | | | | | | | | | | | | | | | | |
| G | IP | W | L | R | ER | SO | BB | GS | CG | SHO | SV | ERA | G | IP | W | L | R | ER | SO | BB | GS | CG | SHO | SV | ERA | | | | | | | | | | | | | | | | | | | | | | | | | | |
| 54 | 91.1 | 6 | 3 | 69 | 59 | 79 | 49 | 8 | 0 | 0 | 0 | 5.81 | 23 | 29.1 | 2 | 1 | 21 | 18 | 29 | 14 | 0 | 0 | 0 | 0 | 5.52 | | | | | | | | | | | | | | | | | | | | | | | | | | |
| CARDBOARD BASEBALL RATINGS | | | | | | | | | | | | | | | | | | | | | | | | | | | | | | | | | | | | | | | | | | | | | | | | | | | |
| ERA | | | | | | | | | | | | | W | | | | | | | | | | | | | BB | | | | | | | | | | | | | K | | | | | | | | | | | | |
| 58 | | | | | | | | | | | | | 6 | | | | | | | | | | | | | 49 | | | | | | | | | | | | | 79 | | | | | | | | | | | | |

| | | | | | | | | | | | | | | | | | | | | | | | | | | | | | | | | | | | | | | | | | | | | | | | | | | | |
|--|------|---|---|----|----|----|----|----|----|-----|----|------|-----------------------------|----|---|---|---|----|----|----|----|----|-----|----|-----|----|--|--|--|--|--|--|--|--|--|--|--|--|----|--|--|--|--|--|--|--|--|--|--|--|--|
| 574 | | | | | | | | | | | | | RICK DEHART | | | | | | | | | | | | | P | | | | | | | | | | | | | | | | | | | | | | | | | |
| HT: 6'1" WT: 180 THROWS: LEFT BATS: LEFT | | | | | | | | | | | | | BORN: 3-21-1970, Topeka, KS | | | | | | | | | | | | | | | | | | | | | | | | | | | | | | | | | | | | | | |
| 1997 MONTREAL EXPOS PITCHING RECORD | | | | | | | | | | | | | | | | | | | | | | | | | | | | | | | | | | | | | | | | | | | | | | | | | | | |
| G | IP | W | L | R | ER | SO | BB | GS | CG | SHO | SV | ERA | G | IP | W | L | R | ER | SO | BB | GS | CG | SHO | SV | ERA | | | | | | | | | | | | | | | | | | | | | | | | | | |
| 23 | 29.1 | 2 | 1 | 21 | 18 | 29 | 14 | 0 | 0 | 0 | 0 | 5.52 | | | | | | | | | | | | | | | | | | | | | | | | | | | | | | | | | | | | | | | |
| CARDBOARD BASEBALL RATINGS | | | | | | | | | | | | | | | | | | | | | | | | | | | | | | | | | | | | | | | | | | | | | | | | | | | |
| ERA | | | | | | | | | | | | | W | | | | | | | | | | | | | BB | | | | | | | | | | | | | K | | | | | | | | | | | | |
| 55 | | | | | | | | | | | | | 2 | | | | | | | | | | | | | 14 | | | | | | | | | | | | | 29 | | | | | | | | | | | | |

| | | | | | | | | | | | | | | | | | | | | | | | | | | | | | | | | | | | | | | | | | | | | | | | | | | | |
|--|------|---|---|----|----|----|----|----|----|-----|----|------|--------------------------------------|------|---|---|----|----|----|----|----|----|-----|----|------|----|--|--|--|--|--|--|--|--|--|--|--|--|----|--|--|--|--|--|--|--|--|--|--|--|--|
| 571 | | | | | | | | | | | | | OMAR DAAL | | | | | | | | | | | | | P | | | | | | | | | | | | | | | | | | | | | | | | | |
| HT: 6'3" WT: 160 THROWS: LEFT BATS: LEFT | | | | | | | | | | | | | BORN: 3-1-1972, Maracaibo, Venezuela | | | | | | | | | | | | | | | | | | | | | | | | | | | | | | | | | | | | | | |
| 1997 TORONTO BLUE JAYS PITCHING RECORD | | | | | | | | | | | | | | | | | | | | | | | | | | | | | | | | | | | | | | | | | | | | | | | | | | | |
| G | IP | W | L | R | ER | SO | BB | GS | CG | SHO | SV | ERA | G | IP | W | L | R | ER | SO | BB | GS | CG | SHO | SV | ERA | | | | | | | | | | | | | | | | | | | | | | | | | | |
| 42 | 57.1 | 2 | 3 | 48 | 45 | 44 | 21 | 3 | 0 | 0 | 1 | 7.06 | 55 | 67.2 | 5 | 0 | 34 | 30 | 38 | 24 | 0 | 0 | 0 | 2 | 3.99 | | | | | | | | | | | | | | | | | | | | | | | | | | |
| CARDBOARD BASEBALL RATINGS | | | | | | | | | | | | | | | | | | | | | | | | | | | | | | | | | | | | | | | | | | | | | | | | | | | |
| ERA | | | | | | | | | | | | | W | | | | | | | | | | | | | BB | | | | | | | | | | | | | K | | | | | | | | | | | | |
| 70 | | | | | | | | | | | | | 2 | | | | | | | | | | | | | 21 | | | | | | | | | | | | | 44 | | | | | | | | | | | | |

| | | | | | | | | | | | | | | | | | | | | | | | | | | | | | | | | | | | | | | | | | | | | | | | | | | | |
|--|------|---|---|----|----|----|----|----|----|-----|----|------|----------------------------------|----|---|---|---|----|----|----|----|----|-----|----|-----|----|--|--|--|--|--|--|--|--|--|--|--|--|----|--|--|--|--|--|--|--|--|--|--|--|--|
| 575 | | | | | | | | | | | | | MIKE DEJEAN | | | | | | | | | | | | | P | | | | | | | | | | | | | | | | | | | | | | | | | |
| HT: 6'2" WT: 205 THROWS: RIGHT BATS: RIGHT | | | | | | | | | | | | | BORN: 9-28-1970, Baton Rouge, LA | | | | | | | | | | | | | | | | | | | | | | | | | | | | | | | | | | | | | | |
| 1997 COLORADO ROCKIES PITCHING RECORD | | | | | | | | | | | | | | | | | | | | | | | | | | | | | | | | | | | | | | | | | | | | | | | | | | | |
| G | IP | W | L | R | ER | SO | BB | GS | CG | SHO | SV | ERA | G | IP | W | L | R | ER | SO | BB | GS | CG | SHO | SV | ERA | | | | | | | | | | | | | | | | | | | | | | | | | | |
| 55 | 67.2 | 5 | 0 | 34 | 30 | 38 | 24 | 0 | 0 | 0 | 2 | 3.99 | | | | | | | | | | | | | | | | | | | | | | | | | | | | | | | | | | | | | | | |
| CARDBOARD BASEBALL RATINGS | | | | | | | | | | | | | | | | | | | | | | | | | | | | | | | | | | | | | | | | | | | | | | | | | | | |
| ERA | | | | | | | | | | | | | W | | | | | | | | | | | | | BB | | | | | | | | | | | | | K | | | | | | | | | | | | |
| 39 | | | | | | | | | | | | | 5 | | | | | | | | | | | | | 24 | | | | | | | | | | | | | 38 | | | | | | | | | | | | |

| | | | | | | | | | | | | | | | | | | | | | | | | | | | | | | | | | | | | | | | | | | | | | | | | | | | |
|--|-------|---|---|----|----|----|----|----|----|-----|----|------|--------------------------------------|------|---|---|----|----|----|----|----|----|-----|----|------|----|--|--|--|--|--|--|--|--|--|--|--|--|----|--|--|--|--|--|--|--|--|--|--|--|--|
| 572 | | | | | | | | | | | | | JEFF D'AMICO | | | | | | | | | | | | | P | | | | | | | | | | | | | | | | | | | | | | | | | |
| HT: 6'7" WT: 250 THROWS: RIGHT BATS: RIGHT | | | | | | | | | | | | | BORN: 12-27-1975, St. Petersburg, FL | | | | | | | | | | | | | | | | | | | | | | | | | | | | | | | | | | | | | | |
| 1997 MILWAUKEE BREWERS PITCHING RECORD | | | | | | | | | | | | | | | | | | | | | | | | | | | | | | | | | | | | | | | | | | | | | | | | | | | |
| G | IP | W | L | R | ER | SO | BB | GS | CG | SHO | SV | ERA | G | IP | W | L | R | ER | SO | BB | GS | CG | SHO | SV | ERA | | | | | | | | | | | | | | | | | | | | | | | | | | |
| 23 | 135.2 | 9 | 7 | 81 | 71 | 94 | 43 | 23 | 1 | 1 | 0 | 4.71 | 36 | 44.1 | 6 | 4 | 21 | 19 | 44 | 27 | 0 | 0 | 0 | 3 | 3.89 | | | | | | | | | | | | | | | | | | | | | | | | | | |
| CARDBOARD BASEBALL RATINGS | | | | | | | | | | | | | | | | | | | | | | | | | | | | | | | | | | | | | | | | | | | | | | | | | | | |
| ERA | | | | | | | | | | | | | W | | | | | | | | | | | | | BB | | | | | | | | | | | | | K | | | | | | | | | | | | |
| 47 | | | | | | | | | | | | | 9 | | | | | | | | | | | | | 43 | | | | | | | | | | | | | 94 | | | | | | | | | | | | |

| | | | | | | | | | | | | | | | | | | | | | | | | | | | | | | | | | | | | | | | | | | | | | | | | | | | |
|--|------|---|---|----|----|----|----|----|----|-----|----|------|------------------------------|----|---|---|---|----|----|----|----|----|-----|----|-----|----|--|--|--|--|--|--|--|--|--|--|--|--|----|--|--|--|--|--|--|--|--|--|--|--|--|
| 576 | | | | | | | | | | | | | RICH DELUCIA | | | | | | | | | | | | | P | | | | | | | | | | | | | | | | | | | | | | | | | |
| HT: 6'0" WT: 185 THROWS: RIGHT BATS: RIGHT | | | | | | | | | | | | | BORN: 10-7-1964, Reading, PA | | | | | | | | | | | | | | | | | | | | | | | | | | | | | | | | | | | | | | |
| 1997 ANAHEIM ANGELS PITCHING RECORD | | | | | | | | | | | | | | | | | | | | | | | | | | | | | | | | | | | | | | | | | | | | | | | | | | | |
| G | IP | W | L | R | ER | SO | BB | GS | CG | SHO | SV | ERA | G | IP | W | L | R | ER | SO | BB | GS | CG | SHO | SV | ERA | | | | | | | | | | | | | | | | | | | | | | | | | | |
| 36 | 44.1 | 6 | 4 | 21 | 19 | 44 | 27 | 0 | 0 | 0 | 3 | 3.89 | | | | | | | | | | | | | | | | | | | | | | | | | | | | | | | | | | | | | | | |
| CARDBOARD BASEBALL RATINGS | | | | | | | | | | | | | | | | | | | | | | | | | | | | | | | | | | | | | | | | | | | | | | | | | | | |
| ERA | | | | | | | | | | | | | W | | | | | | | | | | | | | BB | | | | | | | | | | | | | K | | | | | | | | | | | | |
| 38 | | | | | | | | | | | | | 6 | | | | | | | | | | | | | 27 | | | | | | | | | | | | | 44 | | | | | | | | | | | | |

| | | | | | | | | | | | | | | | | | | | | | | | | | | |
|---|-------|----|---|-----|----|-----|----|----|----|-----|----|------|---------------|--|-----|--|--|--|--|--|--|--|--|--|--|---|
| 577 | | | | | | | | | | | | | JASON DICKSON | | | | | | | | | | | | | P |
| HT: 6'0" WT: 190 THROWS: RIGHT BATS: LEFT | | | | | | | | | | | | | | | | | | | | | | | | | | |
| BORN: 3-30-1973, London, ON, CAN | | | | | | | | | | | | | | | | | | | | | | | | | | |
| 1997 ANAHEIM ANGELS PITCHING RECORD | | | | | | | | | | | | | | | | | | | | | | | | | | |
| G | IP | W | L | R | ER | SO | BB | GS | CG | SHO | SV | ERA | | | | | | | | | | | | | | |
| 33 | 203.2 | 13 | 9 | 111 | 97 | 115 | 56 | 32 | 2 | 1 | 0 | 4.29 | | | | | | | | | | | | | | |
| CARDBOARD BASEBALL RATINGS | | | | | | | | | | | | | | | | | | | | | | | | | | |
| ERA | | | | | W | | | | | BB | | | | | K | | | | | | | | | | | |
| 42 | | | | | 13 | | | | | 56 | | | | | 115 | | | | | | | | | | | |

| | | | | | | | | | | | | | | | | | | | | | | | | | | |
|--|------|---|---|----|----|----|----|----|----|-----|----|------|-----------------|--|----|--|--|--|--|--|--|--|--|--|--|---|
| 581 | | | | | | | | | | | | | DARREN DREIFORT | | | | | | | | | | | | | P |
| HT: 6'2" WT: 205 THROWS: RIGHT BATS: RIGHT | | | | | | | | | | | | | | | | | | | | | | | | | | |
| BORN: 5-3-1972, Wichita, KS | | | | | | | | | | | | | | | | | | | | | | | | | | |
| 1997 LOS ANGELES DODGERS PITCHING RECORD | | | | | | | | | | | | | | | | | | | | | | | | | | |
| G | IP | W | L | R | ER | SO | BB | GS | CG | SHO | SV | ERA | | | | | | | | | | | | | | |
| 48 | 63.1 | 5 | 2 | 21 | 20 | 63 | 34 | 0 | 0 | 0 | 4 | 2.86 | | | | | | | | | | | | | | |
| CARDBOARD BASEBALL RATINGS | | | | | | | | | | | | | | | | | | | | | | | | | | |
| ERA | | | | | W | | | | | BB | | | | | K | | | | | | | | | | | |
| 28 | | | | | 5 | | | | | 34 | | | | | 63 | | | | | | | | | | | |

| 578 | | | | | | | | | | | | | JERRY DIPOTO | | | | | | | | | | | | | P |
| HT: 6'2" WT: 203 THROWS: RIGHT BATS: RIGHT | | | | | | | | | | | | | | | | | | | | | | | | | |
| BORN: 5-24-1968, Jersey City, NJ | | | | | | | | | | | | | | | | | | | | | | | | | |
| 1997 COLORADO ROCKIES PITCHING RECORD | | | | | | | | | | | | | | | | | | | | | | | | | |
| G | IP | W | L | R | ER | SO | BB | GS | CG | SHO | SV | ERA | | | | | | | | | | | | | |
| 74 | 95.2 | 5 | 3 | 56 | 50 | 74 | 33 | 0 | 0 | 0 | 16 | 4.70 | | | | | | | | | | | | | |
| CARDBOARD BASEBALL RATINGS | | | | | | | | | | | | | | | | | | | | | | | | | |
| ERA | | | | | W | | | | | BB | | | | | K | | | | | | | | | | |
| 47 | | | | | 5 | | | | | 33 | | | | | 74 | | | | | | | | | | |

| | | | | | | | | | | | | | | | | | | | | | | | | | | |
|--|------|---|---|----|----|----|----|----|----|-----|----|------|------------------|--|----|--|--|--|--|--|--|--|--|--|--|---|
| 582 | | | | | | | | | | | | | DENNIS ECKERSLEY | | | | | | | | | | | | | P |
| HT: 6'2" WT: 190 THROWS: RIGHT BATS: RIGHT | | | | | | | | | | | | | | | | | | | | | | | | | | |
| BORN: 10-3-1954, Oakland, CA | | | | | | | | | | | | | | | | | | | | | | | | | | |
| 1997 ST. LOUIS CARDINALS PITCHING RECORD | | | | | | | | | | | | | | | | | | | | | | | | | | |
| G | IP | W | L | R | ER | SO | BB | GS | CG | SHO | SV | ERA | | | | | | | | | | | | | | |
| 57 | 53.1 | 1 | 5 | 24 | 23 | 45 | 8 | 0 | 0 | 0 | 36 | 3.91 | | | | | | | | | | | | | | |
| CARDBOARD BASEBALL RATINGS | | | | | | | | | | | | | | | | | | | | | | | | | | |
| ERA | | | | | W | | | | | BB | | | | | K | | | | | | | | | | | |
| 39 | | | | | 1 | | | | | 8 | | | | | 45 | | | | | | | | | | | |

| 579 | | | | | | | | | | | | | GLENN DISHMAN | | | | | | | | | | | | | P |
| HT: 6'1" WT: 195 THROWS: LEFT BATS: RIGHT | | | | | | | | | | | | | | | | | | | | | | | | | |
| BORN: 11-5-1970, Baltimore, MD | | | | | | | | | | | | | | | | | | | | | | | | | |
| 1997 DETROIT TIGERS PITCHING RECORD | | | | | | | | | | | | | | | | | | | | | | | | | |
| G | IP | W | L | R | ER | SO | BB | GS | CG | SHO | SV | ERA | | | | | | | | | | | | | |
| 7 | 29.1 | 1 | 2 | 18 | 17 | 20 | 8 | 4 | 0 | 0 | 0 | 5.28 | | | | | | | | | | | | | |
| CARDBOARD BASEBALL RATINGS | | | | | | | | | | | | | | | | | | | | | | | | | |
| ERA | | | | | W | | | | | BB | | | | | K | | | | | | | | | | |
| 52 | | | | | 1 | | | | | 8 | | | | | 20 | | | | | | | | | | |

| | | | | | | | | | | | | | | | | | | | | | | | | | | |
|--|-------|----|----|-----|-----|-----|----|----|----|-----|----|------|------------|--|-----|--|--|--|--|--|--|--|--|--|--|---|
| 583 | | | | | | | | | | | | | CAL ELDRED | | | | | | | | | | | | | P |
| HT: 6'4" WT: 215 THROWS: RIGHT BATS: RIGHT | | | | | | | | | | | | | | | | | | | | | | | | | | |
| BORN: 11-24-1967, Cedar Rapids, IA | | | | | | | | | | | | | | | | | | | | | | | | | | |
| 1997 MILWAUKEE BREWERS PITCHING RECORD | | | | | | | | | | | | | | | | | | | | | | | | | | |
| G | IP | W | L | R | ER | SO | BB | GS | CG | SHO | SV | ERA | | | | | | | | | | | | | | |
| 34 | 202.1 | 13 | 15 | 118 | 112 | 122 | 89 | 34 | 1 | 1 | 0 | 4.99 | | | | | | | | | | | | | | |
| CARDBOARD BASEBALL RATINGS | | | | | | | | | | | | | | | | | | | | | | | | | | |
| ERA | | | | | W | | | | | BB | | | | | K | | | | | | | | | | | |
| 49 | | | | | 13 | | | | | 89 | | | | | 122 | | | | | | | | | | | |

| 580 | | | | | | | | | | | | | DOUG DRABEK | | | | | | | | | | | | | P |
| HT: 6'1" WT: 185 THROWS: RIGHT BATS: RIGHT | | | | | | | | | | | | | | | | | | | | | | | | | |
| BORN: 7-25-1962, Victoria, TX | | | | | | | | | | | | | | | | | | | | | | | | | |
| 1997 CHICAGO WHITE SOX PITCHING RECORD | | | | | | | | | | | | | | | | | | | | | | | | | |
| G | IP | W | L | R | ER | SO | BB | GS | CG | SHO | SV | ERA | | | | | | | | | | | | | |
| 31 | 169.1 | 12 | 11 | 109 | 108 | 85 | 69 | 31 | 0 | 0 | 0 | 5.74 | | | | | | | | | | | | | |
| CARDBOARD BASEBALL RATINGS | | | | | | | | | | | | | | | | | | | | | | | | | |
| ERA | | | | | W | | | | | BB | | | | | K | | | | | | | | | | |
| 57 | | | | | 12 | | | | | 69 | | | | | 85 | | | | | | | | | | |

| | | | | | | | | | | | | | | | | | | | | | | | | | | |
|--|------|---|---|----|----|----|----|----|----|-----|----|------|-------------|--|----|--|--|--|--|--|--|--|--|--|--|---|
| 584 | | | | | | | | | | | | | ALAN EMBREE | | | | | | | | | | | | | P |
| HT: 6'2" WT: 200 THROWS: LEFT BATS: LEFT | | | | | | | | | | | | | | | | | | | | | | | | | | |
| BORN: 1-23-1970, The Dalles, OR | | | | | | | | | | | | | | | | | | | | | | | | | | |
| 1997 ATLANTA BRAVES PITCHING RECORD | | | | | | | | | | | | | | | | | | | | | | | | | | |
| G | IP | W | L | R | ER | SO | BB | GS | CG | SHO | SV | ERA | | | | | | | | | | | | | | |
| 66 | 46.1 | 3 | 1 | 13 | 13 | 45 | 20 | 0 | 0 | 0 | 0 | 2.54 | | | | | | | | | | | | | | |
| CARDBOARD BASEBALL RATINGS | | | | | | | | | | | | | | | | | | | | | | | | | | |
| ERA | | | | | W | | | | | BB | | | | | K | | | | | | | | | | | |
| 25 | | | | | 3 | | | | | 20 | | | | | 45 | | | | | | | | | | | |

| | | | | | | | | | | | | | | | | | | | | | | | | | | | | | | | | | | | | | | | | | | | | | | | | | | | |
|--|-------|----|---|-----|----|-----|----|----|----|-----|----|------|--------------------------------|------|---|---|----|----|----|----|----|----|-----|----|------|----|--|--|--|--|--|--|--|--|--|--|--|--|-----|--|--|--|--|--|--|--|--|--|--|--|--|
| 585 | | | | | | | | | | | | | SCOTT ERICKSON | | | | | | | | | | | | | P | | | | | | | | | | | | | | | | | | | | | | | | | |
| HT: 6'4" WT: 220 THROWS: RIGHT BATS: RIGHT | | | | | | | | | | | | | BORN: 2-2-1968, Long Beach, CA | | | | | | | | | | | | | | | | | | | | | | | | | | | | | | | | | | | | | | |
| 1997 BALTIMORE ORIOLES PITCHING RECORD | | | | | | | | | | | | | | | | | | | | | | | | | | | | | | | | | | | | | | | | | | | | | | | | | | | |
| G | IP | W | L | R | ER | SO | BB | GS | CG | SHO | SV | ERA | G | IP | W | L | R | ER | SO | BB | GS | CG | SHO | SV | ERA | | | | | | | | | | | | | | | | | | | | | | | | | | |
| 34 | 221.2 | 16 | 7 | 100 | 91 | 131 | 61 | 33 | 3 | 2 | 0 | 3.69 | 11 | 60.2 | 4 | 4 | 36 | 34 | 36 | 31 | 11 | 0 | 0 | 0 | 5.04 | | | | | | | | | | | | | | | | | | | | | | | | | | |
| CARDBOARD BASEBALL RATINGS | | | | | | | | | | | | | | | | | | | | | | | | | | | | | | | | | | | | | | | | | | | | | | | | | | | |
| ERA | | | | | | | | | | | | | W | | | | | | | | | | | | | BB | | | | | | | | | | | | | K | | | | | | | | | | | | |
| 36 | | | | | | | | | | | | | 16 | | | | | | | | | | | | | 61 | | | | | | | | | | | | | 131 | | | | | | | | | | | | |

| | | | | | | | | | | | | | | | | | | | | | | | | | | | | | | | | | | | | | | | | | | | | | | | | | | | |
|--|------|---|---|----|----|----|----|----|----|-----|----|------|--------------------------------|------|---|---|----|----|----|----|----|----|-----|----|------|----|--|--|--|--|--|--|--|--|--|--|--|--|----|--|--|--|--|--|--|--|--|--|--|--|--|
| 589 | | | | | | | | | | | | | SCOTT EYRE | | | | | | | | | | | | | P | | | | | | | | | | | | | | | | | | | | | | | | | |
| HT: 6'1" WT: 160 THROWS: LEFT BATS: LEFT | | | | | | | | | | | | | BORN: 5-30-1972, Inglewood, CA | | | | | | | | | | | | | | | | | | | | | | | | | | | | | | | | | | | | | | |
| 1997 CHICAGO WHITE SOX PITCHING RECORD | | | | | | | | | | | | | | | | | | | | | | | | | | | | | | | | | | | | | | | | | | | | | | | | | | | |
| G | IP | W | L | R | ER | SO | BB | GS | CG | SHO | SV | ERA | G | IP | W | L | R | ER | SO | BB | GS | CG | SHO | SV | ERA | | | | | | | | | | | | | | | | | | | | | | | | | | |
| 11 | 60.2 | 4 | 4 | 36 | 34 | 36 | 31 | 11 | 0 | 0 | 0 | 5.04 | 11 | 60.2 | 4 | 4 | 36 | 34 | 36 | 31 | 11 | 0 | 0 | 0 | 5.04 | | | | | | | | | | | | | | | | | | | | | | | | | | |
| CARDBOARD BASEBALL RATINGS | | | | | | | | | | | | | | | | | | | | | | | | | | | | | | | | | | | | | | | | | | | | | | | | | | | |
| ERA | | | | | | | | | | | | | W | | | | | | | | | | | | | BB | | | | | | | | | | | | | K | | | | | | | | | | | | |
| 50 | | | | | | | | | | | | | 4 | | | | | | | | | | | | | 31 | | | | | | | | | | | | | 36 | | | | | | | | | | | | |

| | | | | | | | | | | | | | | | | | | | | | | | | | | | | | | | | | | | | | | | | | | | | | | | | | | | |
|---|------|---|---|----|----|----|----|----|----|-----|----|------|--------------------------------------|-------|----|---|-----|----|-----|----|----|----|-----|----|------|----|--|--|--|--|--|--|--|--|--|--|--|--|----|--|--|--|--|--|--|--|--|--|--|--|--|
| 586 | | | | | | | | | | | | | KELVIM ESCOBAR | | | | | | | | | | | | | P | | | | | | | | | | | | | | | | | | | | | | | | | |
| HT: 6'1" WT: 205 THROWS: RIGHT BATS: BOTH | | | | | | | | | | | | | BORN: 4-11-1976, LaGuaira, Venezuela | | | | | | | | | | | | | | | | | | | | | | | | | | | | | | | | | | | | | | |
| 1997 TORONTO BLUE JAYS PITCHING RECORD | | | | | | | | | | | | | | | | | | | | | | | | | | | | | | | | | | | | | | | | | | | | | | | | | | | |
| G | IP | W | L | R | ER | SO | BB | GS | CG | SHO | SV | ERA | G | IP | W | L | R | ER | SO | BB | GS | CG | SHO | SV | ERA | | | | | | | | | | | | | | | | | | | | | | | | | | |
| 27 | 31.1 | 3 | 2 | 12 | 10 | 36 | 19 | 0 | 0 | 0 | 14 | 2.90 | 35 | 234.1 | 16 | 9 | 108 | 94 | 189 | 84 | 35 | 2 | 1 | 0 | 3.61 | | | | | | | | | | | | | | | | | | | | | | | | | | |
| CARDBOARD BASEBALL RATINGS | | | | | | | | | | | | | | | | | | | | | | | | | | | | | | | | | | | | | | | | | | | | | | | | | | | |
| ERA | | | | | | | | | | | | | W | | | | | | | | | | | | | BB | | | | | | | | | | | | | K | | | | | | | | | | | | |
| 29 | | | | | | | | | | | | | 3 | | | | | | | | | | | | | 19 | | | | | | | | | | | | | 36 | | | | | | | | | | | | |

| | | | | | | | | | | | | | | | | | | | | | | | | | | | | | | | | | | | | | | | | | | | | | | | | | | | |
|--|-------|----|---|-----|----|-----|----|----|----|-----|----|------|---------------------------------|-------|----|---|-----|----|-----|----|----|----|-----|----|------|----|--|--|--|--|--|--|--|--|--|--|--|--|-----|--|--|--|--|--|--|--|--|--|--|--|--|
| 590 | | | | | | | | | | | | | JEFF FASSERO | | | | | | | | | | | | | P | | | | | | | | | | | | | | | | | | | | | | | | | |
| HT: 6'1" WT: 180 THROWS: LEFT BATS: LEFT | | | | | | | | | | | | | BORN: 1-5-1963, Springfield, IL | | | | | | | | | | | | | | | | | | | | | | | | | | | | | | | | | | | | | | |
| 1997 SEATTLE MARINERS PITCHING RECORD | | | | | | | | | | | | | | | | | | | | | | | | | | | | | | | | | | | | | | | | | | | | | | | | | | | |
| G | IP | W | L | R | ER | SO | BB | GS | CG | SHO | SV | ERA | G | IP | W | L | R | ER | SO | BB | GS | CG | SHO | SV | ERA | | | | | | | | | | | | | | | | | | | | | | | | | | |
| 35 | 234.1 | 16 | 9 | 108 | 94 | 189 | 84 | 35 | 2 | 1 | 0 | 3.61 | 35 | 234.1 | 16 | 9 | 108 | 94 | 189 | 84 | 35 | 2 | 1 | 0 | 3.61 | | | | | | | | | | | | | | | | | | | | | | | | | | |
| CARDBOARD BASEBALL RATINGS | | | | | | | | | | | | | | | | | | | | | | | | | | | | | | | | | | | | | | | | | | | | | | | | | | | |
| ERA | | | | | | | | | | | | | W | | | | | | | | | | | | | BB | | | | | | | | | | | | | K | | | | | | | | | | | | |
| 36 | | | | | | | | | | | | | 16 | | | | | | | | | | | | | 84 | | | | | | | | | | | | | 189 | | | | | | | | | | | | |

| | | | | | | | | | | | | | | | | | | | | | | | | | | | | | | | | | | | | | | | | | | | | | | | | | | | |
|--|------|---|---|----|----|----|----|----|----|-----|----|------|-----------------------------------|-------|----|----|----|----|-----|----|----|----|-----|----|------|----|--|--|--|--|--|--|--|--|--|--|--|--|----|--|--|--|--|--|--|--|--|--|--|--|--|
| 587 | | | | | | | | | | | | | VAUGHN ESHELMAN | | | | | | | | | | | | | P | | | | | | | | | | | | | | | | | | | | | | | | | |
| HT: 6'3" WT: 205 THROWS: LEFT BATS: LEFT | | | | | | | | | | | | | BORN: 5-22-1969, Philadelphia, PA | | | | | | | | | | | | | | | | | | | | | | | | | | | | | | | | | | | | | | |
| 1997 BOSTON RED SOX PITCHING RECORD | | | | | | | | | | | | | | | | | | | | | | | | | | | | | | | | | | | | | | | | | | | | | | | | | | | |
| G | IP | W | L | R | ER | SO | BB | GS | CG | SHO | SV | ERA | G | IP | W | L | R | ER | SO | BB | GS | CG | SHO | SV | ERA | | | | | | | | | | | | | | | | | | | | | | | | | | |
| 21 | 42.2 | 3 | 3 | 32 | 30 | 18 | 17 | 6 | 0 | 0 | 0 | 6.33 | 32 | 220.2 | 17 | 12 | 93 | 88 | 183 | 69 | 32 | 5 | 1 | 0 | 3.59 | | | | | | | | | | | | | | | | | | | | | | | | | | |
| CARDBOARD BASEBALL RATINGS | | | | | | | | | | | | | | | | | | | | | | | | | | | | | | | | | | | | | | | | | | | | | | | | | | | |
| ERA | | | | | | | | | | | | | W | | | | | | | | | | | | | BB | | | | | | | | | | | | | K | | | | | | | | | | | | |
| 63 | | | | | | | | | | | | | 3 | | | | | | | | | | | | | 17 | | | | | | | | | | | | | 18 | | | | | | | | | | | | |

| | | | | | | | | | | | | | | | | | | | | | | | | | | | | | | | | | | | | | | | | | | | | | | | | | | | |
|--|-------|----|----|----|----|-----|----|----|----|-----|----|------|----------------------------------|-------|----|----|----|----|-----|----|----|----|-----|----|------|----|--|--|--|--|--|--|--|--|--|--|--|--|-----|--|--|--|--|--|--|--|--|--|--|--|--|
| 591 | | | | | | | | | | | | | ALEX FERNANDEZ | | | | | | | | | | | | | P | | | | | | | | | | | | | | | | | | | | | | | | | |
| HT: 6'2" WT: 200 THROWS: RIGHT BATS: RIGHT | | | | | | | | | | | | | BORN: 8-13-1969, Miami Beach, FL | | | | | | | | | | | | | | | | | | | | | | | | | | | | | | | | | | | | | | |
| 1997 FLORIDA MARLINS PITCHING RECORD | | | | | | | | | | | | | | | | | | | | | | | | | | | | | | | | | | | | | | | | | | | | | | | | | | | |
| G | IP | W | L | R | ER | SO | BB | GS | CG | SHO | SV | ERA | G | IP | W | L | R | ER | SO | BB | GS | CG | SHO | SV | ERA | | | | | | | | | | | | | | | | | | | | | | | | | | |
| 32 | 220.2 | 17 | 12 | 93 | 88 | 183 | 69 | 32 | 5 | 1 | 0 | 3.59 | 32 | 220.2 | 17 | 12 | 93 | 88 | 183 | 69 | 32 | 5 | 1 | 0 | 3.59 | | | | | | | | | | | | | | | | | | | | | | | | | | |
| CARDBOARD BASEBALL RATINGS | | | | | | | | | | | | | | | | | | | | | | | | | | | | | | | | | | | | | | | | | | | | | | | | | | | |
| ERA | | | | | | | | | | | | | W | | | | | | | | | | | | | BB | | | | | | | | | | | | | K | | | | | | | | | | | | |
| 35 | | | | | | | | | | | | | 17 | | | | | | | | | | | | | 69 | | | | | | | | | | | | | 183 | | | | | | | | | | | | |

| | | | | | | | | | | | | | | | | | | | | | | | | | | | | | | | | | | | | | | | | | | | | | | | | | | | |
|---|-------|----|---|----|----|-----|-----|----|----|-----|----|------|-------------------------------------|------|---|---|----|----|----|----|----|----|-----|----|------|-----|--|--|--|--|--|--|--|--|--|--|--|--|-----|--|--|--|--|--|--|--|--|--|--|--|--|
| 588 | | | | | | | | | | | | | SHAWN ESTES | | | | | | | | | | | | | P | | | | | | | | | | | | | | | | | | | | | | | | | |
| HT: 6'1" WT: 210 THROWS: LEFT BATS: BOTH | | | | | | | | | | | | | BORN: 2-18-1973, San Bernardino, CA | | | | | | | | | | | | | | | | | | | | | | | | | | | | | | | | | | | | | | |
| 1997 SAN FRANCISCO GIANTS PITCHING RECORD | | | | | | | | | | | | | | | | | | | | | | | | | | | | | | | | | | | | | | | | | | | | | | | | | | | |
| G | IP | W | L | R | ER | SO | BB | GS | CG | SHO | SV | ERA | G | IP | W | L | R | ER | SO | BB | GS | CG | SHO | SV | ERA | | | | | | | | | | | | | | | | | | | | | | | | | | |
| 32 | 201.1 | 19 | 5 | 80 | 71 | 181 | 100 | 32 | 3 | 2 | 0 | 3.18 | 11 | 56.1 | 3 | 4 | 39 | 31 | 31 | 15 | 11 | 0 | 0 | 0 | 4.95 | | | | | | | | | | | | | | | | | | | | | | | | | | |
| CARDBOARD BASEBALL RATINGS | | | | | | | | | | | | | | | | | | | | | | | | | | | | | | | | | | | | | | | | | | | | | | | | | | | |
| ERA | | | | | | | | | | | | | W | | | | | | | | | | | | | BB | | | | | | | | | | | | | K | | | | | | | | | | | | |
| 31 | | | | | | | | | | | | | 19 | | | | | | | | | | | | | 100 | | | | | | | | | | | | | 181 | | | | | | | | | | | | |

| | | | | | | | | | | | | | | | | | | | | | | | | | | | | | | | | | | | | | | | | | | | | | | | | | | | |
|--|------|---|---|----|----|----|----|----|----|-----|----|------|--------------------------------|------|---|---|----|----|----|----|----|----|-----|----|------|----|--|--|--|--|--|--|--|--|--|--|--|--|----|--|--|--|--|--|--|--|--|--|--|--|--|
| 592 | | | | | | | | | | | | | OSVALDO FERNANDEZ | | | | | | | | | | | | | P | | | | | | | | | | | | | | | | | | | | | | | | | |
| HT: 6'2" WT: 190 THROWS: RIGHT BATS: RIGHT | | | | | | | | | | | | | BORN: 11-4-1968, Holguin, Cuba | | | | | | | | | | | | | | | | | | | | | | | | | | | | | | | | | | | | | | |
| 1997 SAN FRANCISCO GIANTS PITCHING RECORD | | | | | | | | | | | | | | | | | | | | | | | | | | | | | | | | | | | | | | | | | | | | | | | | | | | |
| G | IP | W | L | R | ER | SO | BB | GS | CG | SHO | SV | ERA | G | IP | W | L | R | ER | SO | BB | GS | CG | SHO | SV | ERA | | | | | | | | | | | | | | | | | | | | | | | | | | |
| 11 | 56.1 | 3 | 4 | 39 | 31 | 31 | 15 | 11 | 0 | 0 | 0 | 4.95 | 11 | 56.1 | 3 | 4 | 39 | 31 | 31 | 15 | 11 | 0 | 0 | 0 | 4.95 | | | | | | | | | | | | | | | | | | | | | | | | | | |
| CARDBOARD BASEBALL RATINGS | | | | | | | | | | | | | | | | | | | | | | | | | | | | | | | | | | | | | | | | | | | | | | | | | | | |
| ERA | | | | | | | | | | | | | W | | | | | | | | | | | | | BB | | | | | | | | | | | | | K | | | | | | | | | | | | |
| 49 | | | | | | | | | | | | | 3 | | | | | | | | | | | | | 15 | | | | | | | | | | | | | 31 | | | | | | | | | | | | |

| | | | | | | | | | | | | | | | | | | | | | | | | | | | | | | | | | | | | | | | | | | | | | | | | | | | |
|--|------|---|---|----|----|----|----|----|----|-----|----|------|--------------------------------|-------|----|---|----|----|-----|----|----|----|-----|----|------|----|--|--|--|--|--|--|--|--|--|--|--|--|----|--|--|--|--|--|--|--|--|--|--|--|--|
| 593 | | | | | | | | | | | | | MIKE FETTERS | | | | | | | | | | | | | P | | | | | | | | | | | | | | | | | | | | | | | | | |
| HT: 6'4" WT: 200 THROWS: RIGHT BATS: RIGHT | | | | | | | | | | | | | BORN: 12-19-1964, Van Nuys, CA | | | | | | | | | | | | | | | | | | | | | | | | | | | | | | | | | | | | | | |
| 1997 MILWAUKEE BREWERS PITCHING RECORD | | | | | | | | | | | | | | | | | | | | | | | | | | | | | | | | | | | | | | | | | | | | | | | | | | | |
| G | IP | W | L | R | ER | SO | BB | GS | CG | SHO | SV | ERA | G | IP | W | L | R | ER | SO | BB | GS | CG | SHO | SV | ERA | | | | | | | | | | | | | | | | | | | | | | | | | | |
| 51 | 70.1 | 1 | 5 | 30 | 27 | 62 | 33 | 0 | 0 | 0 | 6 | 3.45 | 26 | 146.1 | 10 | 7 | 79 | 75 | 118 | 66 | 25 | 1 | 0 | 0 | 4.61 | | | | | | | | | | | | | | | | | | | | | | | | | | |
| CARDBOARD BASEBALL RATINGS | | | | | | | | | | | | | | | | | | | | | | | | | | | | | | | | | | | | | | | | | | | | | | | | | | | |
| ERA | | | | | | | | | | | | | W | | | | | | | | | | | | | BB | | | | | | | | | | | | | K | | | | | | | | | | | | |
| 34 | | | | | | | | | | | | | 1 | | | | | | | | | | | | | 33 | | | | | | | | | | | | | 62 | | | | | | | | | | | | |

| | | | | | | | | | | | | | | | | | | | | | | | | | | | | | | | | | | | | | | | | | | | | | | | | | | | |
|--|-------|----|---|----|----|-----|----|----|----|-----|----|------|-------------------------------|------|---|---|----|----|----|----|----|----|-----|----|------|----|--|--|--|--|--|--|--|--|--|--|--|--|-----|--|--|--|--|--|--|--|--|--|--|--|--|
| 597 | | | | | | | | | | | | | KEVIN FOSTER | | | | | | | | | | | | | P | | | | | | | | | | | | | | | | | | | | | | | | | |
| HT: 6'1" WT: 160 THROWS: RIGHT BATS: RIGHT | | | | | | | | | | | | | BORN: 1-13-1969, Evanston, IL | | | | | | | | | | | | | | | | | | | | | | | | | | | | | | | | | | | | | | |
| 1997 CHICAGO CUBS PITCHING RECORD | | | | | | | | | | | | | | | | | | | | | | | | | | | | | | | | | | | | | | | | | | | | | | | | | | | |
| G | IP | W | L | R | ER | SO | BB | GS | CG | SHO | SV | ERA | G | IP | W | L | R | ER | SO | BB | GS | CG | SHO | SV | ERA | | | | | | | | | | | | | | | | | | | | | | | | | | |
| 26 | 146.1 | 10 | 7 | 79 | 75 | 118 | 66 | 25 | 1 | 0 | 0 | 4.61 | 51 | 70.1 | 1 | 5 | 30 | 27 | 62 | 33 | 0 | 0 | 0 | 6 | 3.45 | | | | | | | | | | | | | | | | | | | | | | | | | | |
| CARDBOARD BASEBALL RATINGS | | | | | | | | | | | | | | | | | | | | | | | | | | | | | | | | | | | | | | | | | | | | | | | | | | | |
| ERA | | | | | | | | | | | | | W | | | | | | | | | | | | | BB | | | | | | | | | | | | | K | | | | | | | | | | | | |
| 46 | | | | | | | | | | | | | 10 | | | | | | | | | | | | | 66 | | | | | | | | | | | | | 118 | | | | | | | | | | | | |

| | | | | | | | | | | | | | | | | | | | | | | | | | | | | | | | | | | | | | | | | | | | | | | | | | | | |
|--|-------|----|---|----|----|-----|----|----|----|-----|----|------|------------------------------|------|---|---|----|----|----|----|----|----|-----|----|------|----|--|--|--|--|--|--|--|--|--|--|--|--|-----|--|--|--|--|--|--|--|--|--|--|--|--|
| 594 | | | | | | | | | | | | | CHUCK FINLEY | | | | | | | | | | | | | P | | | | | | | | | | | | | | | | | | | | | | | | | |
| HT: 6'6" WT: 220 THROWS: LEFT BATS: LEFT | | | | | | | | | | | | | BORN: 11-26-1962, Monroe, LA | | | | | | | | | | | | | | | | | | | | | | | | | | | | | | | | | | | | | | |
| 1997 ANAHEIM ANGELS PITCHING RECORD | | | | | | | | | | | | | | | | | | | | | | | | | | | | | | | | | | | | | | | | | | | | | | | | | | | |
| G | IP | W | L | R | ER | SO | BB | GS | CG | SHO | SV | ERA | G | IP | W | L | R | ER | SO | BB | GS | CG | SHO | SV | ERA | | | | | | | | | | | | | | | | | | | | | | | | | | |
| 25 | 164.1 | 13 | 6 | 79 | 77 | 155 | 65 | 25 | 3 | 1 | 0 | 4.23 | 27 | 73.1 | 4 | 5 | 52 | 52 | 54 | 23 | 8 | 0 | 0 | 3 | 6.38 | | | | | | | | | | | | | | | | | | | | | | | | | | |
| CARDBOARD BASEBALL RATINGS | | | | | | | | | | | | | | | | | | | | | | | | | | | | | | | | | | | | | | | | | | | | | | | | | | | |
| ERA | | | | | | | | | | | | | W | | | | | | | | | | | | | BB | | | | | | | | | | | | | K | | | | | | | | | | | | |
| 42 | | | | | | | | | | | | | 13 | | | | | | | | | | | | | 65 | | | | | | | | | | | | | 155 | | | | | | | | | | | | |

| | | | | | | | | | | | | | | | | | | | | | | | | | | | | | | | | | | | | | | | | | | | | | | | | | | | |
|--|------|---|---|----|----|----|----|----|----|-----|----|------|-------------------------------------|-------|----|---|----|----|-----|----|----|----|-----|----|------|----|--|--|--|--|--|--|--|--|--|--|--|--|----|--|--|--|--|--|--|--|--|--|--|--|--|
| 598 | | | | | | | | | | | | | KEITH FOULKE | | | | | | | | | | | | | P | | | | | | | | | | | | | | | | | | | | | | | | | |
| HT: 6'0" WT: 195 THROWS: RIGHT BATS: RIGHT | | | | | | | | | | | | | BORN: 10-19-1972, Ellsworth AFB, SD | | | | | | | | | | | | | | | | | | | | | | | | | | | | | | | | | | | | | | |
| 1997 CHICAGO WHITE SOX PITCHING RECORD | | | | | | | | | | | | | | | | | | | | | | | | | | | | | | | | | | | | | | | | | | | | | | | | | | | |
| G | IP | W | L | R | ER | SO | BB | GS | CG | SHO | SV | ERA | G | IP | W | L | R | ER | SO | BB | GS | CG | SHO | SV | ERA | | | | | | | | | | | | | | | | | | | | | | | | | | |
| 27 | 73.1 | 4 | 5 | 52 | 52 | 54 | 23 | 8 | 0 | 0 | 3 | 6.38 | 25 | 164.1 | 13 | 6 | 79 | 77 | 155 | 65 | 25 | 3 | 1 | 0 | 4.23 | | | | | | | | | | | | | | | | | | | | | | | | | | |
| CARDBOARD BASEBALL RATINGS | | | | | | | | | | | | | | | | | | | | | | | | | | | | | | | | | | | | | | | | | | | | | | | | | | | |
| ERA | | | | | | | | | | | | | W | | | | | | | | | | | | | BB | | | | | | | | | | | | | K | | | | | | | | | | | | |
| 63 | | | | | | | | | | | | | 4 | | | | | | | | | | | | | 23 | | | | | | | | | | | | | 54 | | | | | | | | | | | | |

| | | | | | | | | | | | | | | | | | | | | | | | | | | | | | | | | | | | | | | | | | | | | | | | | | | | |
|--|------|---|---|----|----|----|----|----|----|-----|----|------|---------------------------------|------|---|---|----|----|----|----|----|----|-----|----|------|----|--|--|--|--|--|--|--|--|--|--|--|--|----|--|--|--|--|--|--|--|--|--|--|--|--|
| 595 | | | | | | | | | | | | | BRYCE FLORIE | | | | | | | | | | | | | P | | | | | | | | | | | | | | | | | | | | | | | | | |
| HT: 6'0" WT: 185 THROWS: RIGHT BATS: RIGHT | | | | | | | | | | | | | BORN: 5-21-1970, Charleston, SC | | | | | | | | | | | | | | | | | | | | | | | | | | | | | | | | | | | | | | |
| 1997 MILWAUKEE BREWERS PITCHING RECORD | | | | | | | | | | | | | | | | | | | | | | | | | | | | | | | | | | | | | | | | | | | | | | | | | | | |
| G | IP | W | L | R | ER | SO | BB | GS | CG | SHO | SV | ERA | G | IP | W | L | R | ER | SO | BB | GS | CG | SHO | SV | ERA | | | | | | | | | | | | | | | | | | | | | | | | | | |
| 32 | 75.1 | 4 | 4 | 43 | 36 | 53 | 42 | 8 | 0 | 0 | 0 | 4.32 | 30 | 27.1 | 0 | 1 | 12 | 10 | 28 | 16 | 0 | 0 | 0 | 0 | 3.29 | | | | | | | | | | | | | | | | | | | | | | | | | | |
| CARDBOARD BASEBALL RATINGS | | | | | | | | | | | | | | | | | | | | | | | | | | | | | | | | | | | | | | | | | | | | | | | | | | | |
| ERA | | | | | | | | | | | | | W | | | | | | | | | | | | | BB | | | | | | | | | | | | | K | | | | | | | | | | | | |
| 43 | | | | | | | | | | | | | 4 | | | | | | | | | | | | | 42 | | | | | | | | | | | | | 53 | | | | | | | | | | | | |

| | | | | | | | | | | | | | | | | | | | | | | | | | | | | | | | | | | | | | | | | | | | | | | | | | | | |
|--|------|---|---|----|----|----|----|----|----|-----|----|------|------------------------------|------|---|---|----|----|----|----|----|----|-----|----|------|----|--|--|--|--|--|--|--|--|--|--|--|--|----|--|--|--|--|--|--|--|--|--|--|--|--|
| 599 | | | | | | | | | | | | | CHAD FOX | | | | | | | | | | | | | P | | | | | | | | | | | | | | | | | | | | | | | | | |
| HT: 6'2" WT: 180 THROWS: RIGHT BATS: RIGHT | | | | | | | | | | | | | BORN: 9-3-1970, Coronado, CA | | | | | | | | | | | | | | | | | | | | | | | | | | | | | | | | | | | | | | |
| 1997 ATLANTA BRAVES PITCHING RECORD | | | | | | | | | | | | | | | | | | | | | | | | | | | | | | | | | | | | | | | | | | | | | | | | | | | |
| G | IP | W | L | R | ER | SO | BB | GS | CG | SHO | SV | ERA | G | IP | W | L | R | ER | SO | BB | GS | CG | SHO | SV | ERA | | | | | | | | | | | | | | | | | | | | | | | | | | |
| 30 | 27.1 | 0 | 1 | 12 | 10 | 28 | 16 | 0 | 0 | 0 | 0 | 3.29 | 32 | 75.1 | 4 | 4 | 43 | 36 | 53 | 42 | 8 | 0 | 0 | 0 | 4.32 | | | | | | | | | | | | | | | | | | | | | | | | | | |
| CARDBOARD BASEBALL RATINGS | | | | | | | | | | | | | | | | | | | | | | | | | | | | | | | | | | | | | | | | | | | | | | | | | | | |
| ERA | | | | | | | | | | | | | W | | | | | | | | | | | | | BB | | | | | | | | | | | | | K | | | | | | | | | | | | |
| 32 | | | | | | | | | | | | | 0 | | | | | | | | | | | | | 16 | | | | | | | | | | | | | 28 | | | | | | | | | | | | |

| | | | | | | | | | | | | | | | | | | | | | | | | | | | | | | | | | | | | | | | | | | | | | | | | | | | |
|--|------|---|---|----|----|----|----|----|----|-----|----|------|-------------------------------|------|---|---|----|----|----|----|----|----|-----|----|------|----|--|--|--|--|--|--|--|--|--|--|--|--|----|--|--|--|--|--|--|--|--|--|--|--|--|
| 596 | | | | | | | | | | | | | TONY FOSSAS | | | | | | | | | | | | | P | | | | | | | | | | | | | | | | | | | | | | | | | |
| HT: 6'0" WT: 195 THROWS: LEFT BATS: LEFT | | | | | | | | | | | | | BORN: 9-23-1957, Havana, Cuba | | | | | | | | | | | | | | | | | | | | | | | | | | | | | | | | | | | | | | |
| 1997 ST. LOUIS CARDINALS PITCHING RECORD | | | | | | | | | | | | | | | | | | | | | | | | | | | | | | | | | | | | | | | | | | | | | | | | | | | |
| G | IP | W | L | R | ER | SO | BB | GS | CG | SHO | SV | ERA | G | IP | W | L | R | ER | SO | BB | GS | CG | SHO | SV | ERA | | | | | | | | | | | | | | | | | | | | | | | | | | |
| 71 | 51.2 | 2 | 7 | 32 | 22 | 41 | 26 | 0 | 0 | 0 | 0 | 3.83 | 59 | 60.1 | 5 | 3 | 18 | 17 | 53 | 20 | 0 | 0 | 0 | 36 | 2.55 | | | | | | | | | | | | | | | | | | | | | | | | | | |
| CARDBOARD BASEBALL RATINGS | | | | | | | | | | | | | | | | | | | | | | | | | | | | | | | | | | | | | | | | | | | | | | | | | | | |
| ERA | | | | | | | | | | | | | W | | | | | | | | | | | | | BB | | | | | | | | | | | | | K | | | | | | | | | | | | |
| 38 | | | | | | | | | | | | | 2 | | | | | | | | | | | | | 26 | | | | | | | | | | | | | 41 | | | | | | | | | | | | |

| | | | | | | | | | | | | | | | | | | | | | | | | | | | | | | | | | | | | | | | | | | | | | | | | | | | |
|---|------|---|---|----|----|----|----|----|----|-----|----|------|-------------------------------|------|---|---|----|----|----|----|----|----|-----|----|------|----|--|--|--|--|--|--|--|--|--|--|--|--|----|--|--|--|--|--|--|--|--|--|--|--|--|
| 600 | | | | | | | | | | | | | JOHN FRANCO | | | | | | | | | | | | | P | | | | | | | | | | | | | | | | | | | | | | | | | |
| HT: 5'10" WT: 170 THROWS: LEFT BATS: LEFT | | | | | | | | | | | | | BORN: 9-17-1960, Brooklyn, NY | | | | | | | | | | | | | | | | | | | | | | | | | | | | | | | | | | | | | | |
| 1997 NEW YORK METS PITCHING RECORD | | | | | | | | | | | | | | | | | | | | | | | | | | | | | | | | | | | | | | | | | | | | | | | | | | | |
| G | IP | W | L | R | ER | SO | BB | GS | CG | SHO | SV | ERA | G | IP | W | L | R | ER | SO | BB | GS | CG | SHO | SV | ERA | | | | | | | | | | | | | | | | | | | | | | | | | | |
| 59 | 60.1 | 5 | 3 | 18 | 17 | 53 | 20 | 0 | 0 | 0 | 36 | 2.55 | 71 | 51.2 | 2 | 7 | 32 | 22 | 41 | 26 | 0 | 0 | 0 | 0 | 3.83 | | | | | | | | | | | | | | | | | | | | | | | | | | |
| CARDBOARD BASEBALL RATINGS | | | | | | | | | | | | | | | | | | | | | | | | | | | | | | | | | | | | | | | | | | | | | | | | | | | |
| ERA | | | | | | | | | | | | | W | | | | | | | | | | | | | BB | | | | | | | | | | | | | K | | | | | | | | | | | | |
| 25 | | | | | | | | | | | | | 5 | | | | | | | | | | | | | 20 | | | | | | | | | | | | | 53 | | | | | | | | | | | | |

| | | | | | | | | | | | | | | | | | | | | | | | | | | | | | | | | | | | | | | | | | | | | | | | | | | | |
|--|------|---|---|----|----|----|----|----|----|-----|----|------|--------------------------------|-------|----|---|----|----|-----|----|----|----|-----|----|------|----|--|--|--|--|--|--|--|--|--|--|--|--|----|--|--|--|--|--|--|--|--|--|--|--|--|
| 601 | | | | | | | | | | | | | JOHN FRASCATORE | | | | | | | | | | | | | P | | | | | | | | | | | | | | | | | | | | | | | | | |
| HT: 6'1" WT: 200 THROWS: RIGHT BATS: RIGHT | | | | | | | | | | | | | BORN: 2-4-1970, Ozone Park, NY | | | | | | | | | | | | | | | | | | | | | | | | | | | | | | | | | | | | | | |
| 1997 ST. LOUIS CARDINALS PITCHING RECORD | | | | | | | | | | | | | | | | | | | | | | | | | | | | | | | | | | | | | | | | | | | | | | | | | | | |
| G | IP | W | L | R | ER | SO | BB | GS | CG | SHO | SV | ERA | G | IP | W | L | R | ER | SO | BB | GS | CG | SHO | SV | ERA | | | | | | | | | | | | | | | | | | | | | | | | | | |
| 59 | 80.1 | 5 | 2 | 25 | 22 | 58 | 33 | 0 | 0 | 0 | 0 | 2.48 | 33 | 240.1 | 14 | 7 | 86 | 79 | 152 | 79 | 33 | 5 | 2 | 0 | 2.96 | | | | | | | | | | | | | | | | | | | | | | | | | | |
| CARDBOARD BASEBALL RATINGS | | | | | | | | | | | | | | | | | | | | | | | | | | | | | | | | | | | | | | | | | | | | | | | | | | | |
| ERA | | | | | | | | | | | | | W | | | | | | | | | | | | | BB | | | | | | | | | | | | | K | | | | | | | | | | | | |
| 24 | | | | | | | | | | | | | 5 | | | | | | | | | | | | | 33 | | | | | | | | | | | | | 58 | | | | | | | | | | | | |

| | | | | | | | | | | | | | | | | | | | | | | | | | | | | | | | | | | | | | | | | | | | | | | | | | | | |
|--|-------|----|---|----|----|-----|----|----|----|-----|----|------|------------------------------|-------|----|---|----|----|-----|----|----|----|-----|----|------|----|--|--|--|--|--|--|--|--|--|--|--|--|-----|--|--|--|--|--|--|--|--|--|--|--|--|
| 605 | | | | | | | | | | | | | TOM GLAVINE | | | | | | | | | | | | | P | | | | | | | | | | | | | | | | | | | | | | | | | |
| HT: 6'0" WT: 175 THROWS: LEFT BATS: LEFT | | | | | | | | | | | | | BORN: 3-25-1966, Concord, MA | | | | | | | | | | | | | | | | | | | | | | | | | | | | | | | | | | | | | | |
| 1997 ATLANTA BRAVES PITCHING RECORD | | | | | | | | | | | | | | | | | | | | | | | | | | | | | | | | | | | | | | | | | | | | | | | | | | | |
| G | IP | W | L | R | ER | SO | BB | GS | CG | SHO | SV | ERA | G | IP | W | L | R | ER | SO | BB | GS | CG | SHO | SV | ERA | | | | | | | | | | | | | | | | | | | | | | | | | | |
| 33 | 240.1 | 14 | 7 | 86 | 79 | 152 | 79 | 33 | 5 | 2 | 0 | 2.96 | 33 | 240.1 | 14 | 7 | 86 | 79 | 152 | 79 | 33 | 5 | 2 | 0 | 2.96 | | | | | | | | | | | | | | | | | | | | | | | | | | |
| CARDBOARD BASEBALL RATINGS | | | | | | | | | | | | | | | | | | | | | | | | | | | | | | | | | | | | | | | | | | | | | | | | | | | |
| ERA | | | | | | | | | | | | | W | | | | | | | | | | | | | BB | | | | | | | | | | | | | K | | | | | | | | | | | | |
| 29 | | | | | | | | | | | | | 14 | | | | | | | | | | | | | 79 | | | | | | | | | | | | | 152 | | | | | | | | | | | | |

| | | | | | | | | | | | | | | | | | | | | | | | | | | | | | | | | | | | | | | | | | | | | | | | | | | | |
|--|------|---|---|----|----|----|----|----|----|-----|----|------|-----------------------------|------|---|---|----|----|----|----|----|----|-----|----|------|----|--|--|--|--|--|--|--|--|--|--|--|--|----|--|--|--|--|--|--|--|--|--|--|--|--|
| 602 | | | | | | | | | | | | | EDDIE GAILLARD | | | | | | | | | | | | | P | | | | | | | | | | | | | | | | | | | | | | | | | |
| HT: 6'1" WT: 180 THROWS: RIGHT BATS: RIGHT | | | | | | | | | | | | | BORN: 8-13-1970, Camden, NJ | | | | | | | | | | | | | | | | | | | | | | | | | | | | | | | | | | | | | | |
| 1997 DETROIT TIGERS PITCHING RECORD | | | | | | | | | | | | | | | | | | | | | | | | | | | | | | | | | | | | | | | | | | | | | | | | | | | |
| G | IP | W | L | R | ER | SO | BB | GS | CG | SHO | SV | ERA | G | IP | W | L | R | ER | SO | BB | GS | CG | SHO | SV | ERA | | | | | | | | | | | | | | | | | | | | | | | | | | |
| 16 | 20.1 | 1 | 0 | 12 | 12 | 12 | 10 | 0 | 0 | 0 | 1 | 5.31 | 37 | 42.2 | 5 | 1 | 26 | 25 | 24 | 24 | 0 | 0 | 0 | 0 | 5.27 | | | | | | | | | | | | | | | | | | | | | | | | | | |
| CARDBOARD BASEBALL RATINGS | | | | | | | | | | | | | | | | | | | | | | | | | | | | | | | | | | | | | | | | | | | | | | | | | | | |
| ERA | | | | | | | | | | | | | W | | | | | | | | | | | | | BB | | | | | | | | | | | | | K | | | | | | | | | | | | |
| 53 | | | | | | | | | | | | | 1 | | | | | | | | | | | | | 10 | | | | | | | | | | | | | 12 | | | | | | | | | | | | |

| | | | | | | | | | | | | | | | | | | | | | | | | | | | | | | | | | | | | | | | | | | | | | | | | | | | |
|--|------|---|---|----|----|----|----|----|----|-----|----|------|------------------------------|------|---|---|----|----|----|----|----|----|-----|----|------|----|--|--|--|--|--|--|--|--|--|--|--|--|----|--|--|--|--|--|--|--|--|--|--|--|--|
| 606 | | | | | | | | | | | | | WAYNE GOMES | | | | | | | | | | | | | P | | | | | | | | | | | | | | | | | | | | | | | | | |
| HT: 6'2" WT: 215 THROWS: RIGHT BATS: RIGHT | | | | | | | | | | | | | BORN: 1-15-1973, Hampton, VA | | | | | | | | | | | | | | | | | | | | | | | | | | | | | | | | | | | | | | |
| 1997 PHILADELPHIA PHILLIES PITCHING RECORD | | | | | | | | | | | | | | | | | | | | | | | | | | | | | | | | | | | | | | | | | | | | | | | | | | | |
| G | IP | W | L | R | ER | SO | BB | GS | CG | SHO | SV | ERA | G | IP | W | L | R | ER | SO | BB | GS | CG | SHO | SV | ERA | | | | | | | | | | | | | | | | | | | | | | | | | | |
| 37 | 42.2 | 5 | 1 | 26 | 25 | 24 | 24 | 0 | 0 | 0 | 0 | 5.27 | 37 | 42.2 | 5 | 1 | 26 | 25 | 24 | 24 | 0 | 0 | 0 | 0 | 5.27 | | | | | | | | | | | | | | | | | | | | | | | | | | |
| CARDBOARD BASEBALL RATINGS | | | | | | | | | | | | | | | | | | | | | | | | | | | | | | | | | | | | | | | | | | | | | | | | | | | |
| ERA | | | | | | | | | | | | | W | | | | | | | | | | | | | BB | | | | | | | | | | | | | K | | | | | | | | | | | | |
| 52 | | | | | | | | | | | | | 5 | | | | | | | | | | | | | 24 | | | | | | | | | | | | | 24 | | | | | | | | | | | | |

| | | | | | | | | | | | | | | | | | | | | | | | | | | | | | | | | | | | | | | | | | | | | | | | | | | | |
|--|-------|---|---|----|----|-----|----|----|----|-----|----|------|-------------------------------------|-------|----|---|----|----|----|----|----|----|-----|----|------|----|--|--|--|--|--|--|--|--|--|--|--|--|-----|--|--|--|--|--|--|--|--|--|--|--|--|
| 603 | | | | | | | | | | | | | RAMON GARCIA | | | | | | | | | | | | | P | | | | | | | | | | | | | | | | | | | | | | | | | |
| HT: 6'2" WT: 200 THROWS: RIGHT BATS: RIGHT | | | | | | | | | | | | | BORN: 12-9-1969, Guanare, Venezuela | | | | | | | | | | | | | | | | | | | | | | | | | | | | | | | | | | | | | | |
| 1997 HOUSTON ASTROS PITCHING RECORD | | | | | | | | | | | | | | | | | | | | | | | | | | | | | | | | | | | | | | | | | | | | | | | | | | | |
| G | IP | W | L | R | ER | SO | BB | GS | CG | SHO | SV | ERA | G | IP | W | L | R | ER | SO | BB | GS | CG | SHO | SV | ERA | | | | | | | | | | | | | | | | | | | | | | | | | | |
| 42 | 158.2 | 9 | 8 | 71 | 65 | 120 | 52 | 20 | 1 | 1 | 1 | 3.69 | 23 | 144.1 | 11 | 9 | 73 | 68 | 93 | 69 | 23 | 1 | 1 | 0 | 4.25 | | | | | | | | | | | | | | | | | | | | | | | | | | |
| CARDBOARD BASEBALL RATINGS | | | | | | | | | | | | | | | | | | | | | | | | | | | | | | | | | | | | | | | | | | | | | | | | | | | |
| ERA | | | | | | | | | | | | | W | | | | | | | | | | | | | BB | | | | | | | | | | | | | K | | | | | | | | | | | | |
| 36 | | | | | | | | | | | | | 9 | | | | | | | | | | | | | 52 | | | | | | | | | | | | | 120 | | | | | | | | | | | | |

| | | | | | | | | | | | | | | | | | | | | | | | | | | | | | | | | | | | | | | | | | | | | | | | | | | | |
|--|-------|----|---|----|----|----|----|----|----|-----|----|------|--------------------------------------|-------|----|---|----|----|----|----|----|----|-----|----|------|----|--|--|--|--|--|--|--|--|--|--|--|--|----|--|--|--|--|--|--|--|--|--|--|--|--|
| 607 | | | | | | | | | | | | | GEREMI GONZALEZ | | | | | | | | | | | | | P | | | | | | | | | | | | | | | | | | | | | | | | | |
| HT: 6'2" WT: 200 THROWS: RIGHT BATS: RIGHT | | | | | | | | | | | | | BORN: 1-8-1975, Maracaibo, Venezuela | | | | | | | | | | | | | | | | | | | | | | | | | | | | | | | | | | | | | | |
| 1997 CHICAGO CUBS PITCHING RECORD | | | | | | | | | | | | | | | | | | | | | | | | | | | | | | | | | | | | | | | | | | | | | | | | | | | |
| G | IP | W | L | R | ER | SO | BB | GS | CG | SHO | SV | ERA | G | IP | W | L | R | ER | SO | BB | GS | CG | SHO | SV | ERA | | | | | | | | | | | | | | | | | | | | | | | | | | |
| 23 | 144.1 | 11 | 9 | 73 | 68 | 93 | 69 | 23 | 1 | 1 | 0 | 4.25 | 23 | 144.1 | 11 | 9 | 73 | 68 | 93 | 69 | 23 | 1 | 1 | 0 | 4.25 | | | | | | | | | | | | | | | | | | | | | | | | | | |
| CARDBOARD BASEBALL RATINGS | | | | | | | | | | | | | | | | | | | | | | | | | | | | | | | | | | | | | | | | | | | | | | | | | | | |
| ERA | | | | | | | | | | | | | W | | | | | | | | | | | | | BB | | | | | | | | | | | | | K | | | | | | | | | | | | |
| 42 | | | | | | | | | | | | | 11 | | | | | | | | | | | | | 69 | | | | | | | | | | | | | 93 | | | | | | | | | | | | |

| | | | | | | | | | | | | | | | | | | | | | | | | | | | | | | | | | | | | | | | | | | | | | | | | | | | |
|--|-------|----|---|----|----|-----|----|----|----|-----|----|------|---------------------------------|-------|---|---|----|----|----|----|----|----|-----|----|------|----|--|--|--|--|--|--|--|--|--|--|--|--|-----|--|--|--|--|--|--|--|--|--|--|--|--|
| 604 | | | | | | | | | | | | | MARK GARDNER | | | | | | | | | | | | | P | | | | | | | | | | | | | | | | | | | | | | | | | |
| HT: 6'1" WT: 190 THROWS: RIGHT BATS: RIGHT | | | | | | | | | | | | | BORN: 3-1-1962, Los Angeles, CA | | | | | | | | | | | | | | | | | | | | | | | | | | | | | | | | | | | | | | |
| 1997 SAN FRANCISCO GIANTS PITCHING RECORD | | | | | | | | | | | | | | | | | | | | | | | | | | | | | | | | | | | | | | | | | | | | | | | | | | | |
| G | IP | W | L | R | ER | SO | BB | GS | CG | SHO | SV | ERA | G | IP | W | L | R | ER | SO | BB | GS | CG | SHO | SV | ERA | | | | | | | | | | | | | | | | | | | | | | | | | | |
| 30 | 180.1 | 12 | 9 | 92 | 86 | 136 | 57 | 30 | 2 | 1 | 0 | 4.29 | 20 | 106.1 | 9 | 5 | 61 | 58 | 66 | 53 | 19 | 0 | 0 | 0 | 4.91 | | | | | | | | | | | | | | | | | | | | | | | | | | |
| CARDBOARD BASEBALL RATINGS | | | | | | | | | | | | | | | | | | | | | | | | | | | | | | | | | | | | | | | | | | | | | | | | | | | |
| ERA | | | | | | | | | | | | | W | | | | | | | | | | | | | BB | | | | | | | | | | | | | K | | | | | | | | | | | | |
| 42 | | | | | | | | | | | | | 12 | | | | | | | | | | | | | 57 | | | | | | | | | | | | | 136 | | | | | | | | | | | | |

| | | | | | | | | | | | | | | | | | | | | | | | | | | | | | | | | | | | | | | | | | | | | | | | | | | | |
|--|-------|---|---|----|----|----|----|----|----|-----|----|------|-----------------------------|-------|---|---|----|----|----|----|----|----|-----|----|------|----|--|--|--|--|--|--|--|--|--|--|--|--|----|--|--|--|--|--|--|--|--|--|--|--|--|
| 608 | | | | | | | | | | | | | DWIGHT GOODEN | | | | | | | | | | | | | P | | | | | | | | | | | | | | | | | | | | | | | | | |
| HT: 6'2" WT: 190 THROWS: RIGHT BATS: RIGHT | | | | | | | | | | | | | BORN: 11-16-1964, Tampa, FL | | | | | | | | | | | | | | | | | | | | | | | | | | | | | | | | | | | | | | |
| 1997 NEW YORK YANKEES PITCHING RECORD | | | | | | | | | | | | | | | | | | | | | | | | | | | | | | | | | | | | | | | | | | | | | | | | | | | |
| G | IP | W | L | R | ER | SO | BB | GS | CG | SHO | SV | ERA | G | IP | W | L | R | ER | SO | BB | GS | CG | SHO | SV | ERA | | | | | | | | | | | | | | | | | | | | | | | | | | |
| 20 | 106.1 | 9 | 5 | 61 | 58 | 66 | 53 | 19 | 0 | 0 | 0 | 4.91 | 20 | 106.1 | 9 | 5 | 61 | 58 | 66 | 53 | 19 | 0 | 0 | 0 | 4.91 | | | | | | | | | | | | | | | | | | | | | | | | | | |
| CARDBOARD BASEBALL RATINGS | | | | | | | | | | | | | | | | | | | | | | | | | | | | | | | | | | | | | | | | | | | | | | | | | | | |
| ERA | | | | | | | | | | | | | W | | | | | | | | | | | | | BB | | | | | | | | | | | | | K | | | | | | | | | | | | |
| 49 | | | | | | | | | | | | | 9 | | | | | | | | | | | | | 53 | | | | | | | | | | | | | 66 | | | | | | | | | | | | |

| | | | | | | | | | | | | | | | | | | | | | | | | | | | | | | | | | | | | | | | | | | | | | | | |
|--|-------|---|----|----|----|-----|----|----|----|-----|----|------|-------------------------------|------|---|-----|----|----|----|----|----|----|-----|----|------|---|----|----|---|---|----|-----|----|----|----|-----|----|-----|--|----|--|--|--|---|--|--|--|
| 609 | | | | | | | | | | | | | TOM GORDON | | | | | | | | | | | | | P | | | | | | | | | | | | | | | | | | | | | |
| HT: 5'9" WT: 160 THROWS: RIGHT BATS: RIGHT | | | | | | | | | | | | | BORN: 11-18-1967, Sebring, FL | | | | | | | | | | | | | | | | | | | | | | | | | | | | | | | | | | |
| 1997 BOSTON RED SOX PITCHING RECORD | | | | | | | | | | | | | | | | | | | | | | | | | | | | | | | | | | | | | | | | | | | | | | | |
| G | IP | W | L | R | ER | SO | BB | GS | CG | SHO | SV | ERA | G | IP | W | L | R | ER | SO | BB | GS | CG | SHO | SV | ERA | G | IP | W | L | R | ER | SO | BB | GS | CG | SHO | SV | ERA | | | | | | | | | |
| 42 | 182.2 | 6 | 10 | 85 | 76 | 159 | 78 | 25 | 2 | 1 | 11 | 3.74 | 12 | 25.1 | 2 | 1 | 20 | 19 | 20 | 20 | 3 | 0 | 0 | 0 | 6.75 | | | | | | | | | | | | | | | | | | | | | | |
| CARDBOARD BASEBALL RATINGS | | | | | | | | | | | | | | | | | | | | | | | | | | | | | | | | | | | | | | | | | | | | | | | |
| ERA | | | | W | | | | BB | | | | K | | | | ERA | | | | W | | | | BB | | | | K | | | | ERA | | | | W | | | | BB | | | | K | | | |
| 37 | | | | 6 | | | | 78 | | | | 159 | | | | 67 | | | | 2 | | | | 20 | | | | 20 | | | | | | | | | | | | | | | | | | | |

| | | | | | | | | | | | | | | | | | | | | | | | | | | | | | | | | | | | | | | | | | | | | | | | |
|--|------|---|---|----|----|----|----|----|----|-----|----|------|-----------------------------|------|---|-----|----|----|----|----|----|----|-----|----|------|---|----|----|---|---|----|-----|----|----|----|-----|----|-----|--|----|--|--|--|---|--|--|--|
| 610 | | | | | | | | | | | | | MIKE GRACE | | | | | | | | | | | | | P | | | | | | | | | | | | | | | | | | | | | |
| HT: 6'4" WT: 210 THROWS: RIGHT BATS: RIGHT | | | | | | | | | | | | | BORN: 6-20-1970, Joliet, IL | | | | | | | | | | | | | | | | | | | | | | | | | | | | | | | | | | |
| 1997 PHILADELPHIA PHILLIES PITCHING RECORD | | | | | | | | | | | | | | | | | | | | | | | | | | | | | | | | | | | | | | | | | | | | | | | |
| G | IP | W | L | R | ER | SO | BB | GS | CG | SHO | SV | ERA | G | IP | W | L | R | ER | SO | BB | GS | CG | SHO | SV | ERA | G | IP | W | L | R | ER | SO | BB | GS | CG | SHO | SV | ERA | | | | | | | | | |
| 6 | 39.1 | 3 | 2 | 16 | 15 | 26 | 10 | 6 | 1 | 1 | 0 | 3.46 | 69 | 46.1 | 0 | 4 | 23 | 20 | 54 | 17 | 0 | 0 | 0 | 1 | 3.91 | | | | | | | | | | | | | | | | | | | | | | |
| CARDBOARD BASEBALL RATINGS | | | | | | | | | | | | | | | | | | | | | | | | | | | | | | | | | | | | | | | | | | | | | | | |
| ERA | | | | W | | | | BB | | | | K | | | | ERA | | | | W | | | | BB | | | | K | | | | ERA | | | | W | | | | BB | | | | K | | | |
| 34 | | | | 3 | | | | 10 | | | | 26 | | | | 39 | | | | 0 | | | | 17 | | | | 54 | | | | | | | | | | | | | | | | | | | |

| | | | | | | | | | | | | | | | | | | | | | | | | | | | | | | | | | | | | | | | | | | | | | | | |
|--|------|---|---|----|----|----|----|----|----|-----|----|------|----------------------------------|------|---|-----|----|----|----|----|----|----|-----|----|------|---|----|----|---|---|----|-----|----|----|----|-----|----|-----|--|----|--|--|--|---|--|--|--|
| 611 | | | | | | | | | | | | | TYLER GREEN | | | | | | | | | | | | | P | | | | | | | | | | | | | | | | | | | | | |
| HT: 6'5" WT: 185 THROWS: RIGHT BATS: RIGHT | | | | | | | | | | | | | BORN: 2-18-1970, Springfield, OH | | | | | | | | | | | | | | | | | | | | | | | | | | | | | | | | | | |
| 1997 PHILADELPHIA PHILLIES PITCHING RECORD | | | | | | | | | | | | | | | | | | | | | | | | | | | | | | | | | | | | | | | | | | | | | | | |
| G | IP | W | L | R | ER | SO | BB | GS | CG | SHO | SV | ERA | G | IP | W | L | R | ER | SO | BB | GS | CG | SHO | SV | ERA | G | IP | W | L | R | ER | SO | BB | GS | CG | SHO | SV | ERA | | | | | | | | | |
| 14 | 76.2 | 4 | 4 | 50 | 42 | 58 | 45 | 14 | 0 | 0 | 0 | 4.93 | 60 | 49.2 | 2 | 1 | 19 | 18 | 31 | 15 | 0 | 0 | 0 | 1 | 3.26 | | | | | | | | | | | | | | | | | | | | | | |
| CARDBOARD BASEBALL RATINGS | | | | | | | | | | | | | | | | | | | | | | | | | | | | | | | | | | | | | | | | | | | | | | | |
| ERA | | | | W | | | | BB | | | | K | | | | ERA | | | | W | | | | BB | | | | K | | | | ERA | | | | W | | | | BB | | | | K | | | |
| 49 | | | | 4 | | | | 45 | | | | 58 | | | | 32 | | | | 2 | | | | 15 | | | | 31 | | | | | | | | | | | | | | | | | | | |

| | | | | | | | | | | | | | | | | | | | | | | | | | | | | | | | | | | | | | | | | | | | | | | | |
|--|------|---|---|----|----|----|----|----|----|-----|----|------|-----------------------------|------|---|-----|----|----|----|----|----|----|-----|----|------|---|----|----|---|---|----|-----|----|----|----|-----|----|-----|--|----|--|--|--|---|--|--|--|
| 612 | | | | | | | | | | | | | BUDDY GROOM | | | | | | | | | | | | | P | | | | | | | | | | | | | | | | | | | | | |
| HT: 6'2" WT: 200 THROWS: LEFT BATS: LEFT | | | | | | | | | | | | | BORN: 7-10-1965, Dallas, TX | | | | | | | | | | | | | | | | | | | | | | | | | | | | | | | | | | |
| 1997 OAKLAND ATHLETICS PITCHING RECORD | | | | | | | | | | | | | | | | | | | | | | | | | | | | | | | | | | | | | | | | | | | | | | | |
| G | IP | W | L | R | ER | SO | BB | GS | CG | SHO | SV | ERA | G | IP | W | L | R | ER | SO | BB | GS | CG | SHO | SV | ERA | G | IP | W | L | R | ER | SO | BB | GS | CG | SHO | SV | ERA | | | | | | | | | |
| 78 | 64.2 | 2 | 2 | 38 | 37 | 45 | 24 | 0 | 0 | 0 | 3 | 5.15 | 62 | 69.1 | 1 | 4 | 44 | 41 | 42 | 30 | 0 | 0 | 0 | 1 | 5.32 | | | | | | | | | | | | | | | | | | | | | | |
| CARDBOARD BASEBALL RATINGS | | | | | | | | | | | | | | | | | | | | | | | | | | | | | | | | | | | | | | | | | | | | | | | |
| ERA | | | | W | | | | BB | | | | K | | | | ERA | | | | W | | | | BB | | | | K | | | | ERA | | | | W | | | | BB | | | | K | | | |
| 51 | | | | 2 | | | | 24 | | | | 45 | | | | 53 | | | | 1 | | | | 30 | | | | 42 | | | | | | | | | | | | | | | | | | | |

| | | | | | | | | | | | | | | | | | | | | | | | | | | | | | | | | | | | | | | | | | | | | | | | | | | | |
|--|------|---|---|----|----|----|----|----|----|-----|----|------|----------------------------|----|---|-----|---|----|----|----|----|----|-----|----|-----|---|----|---|---|---|----|-----|----|----|----|-----|----|-----|--|----|--|--|--|---|--|--|--|--|--|--|--|
| 613 | | | | | | | | | | | | | KEVIN GROSS | | | | | | | | | | | | | P | | | | | | | | | | | | | | | | | | | | | | | | | |
| HT: 6'5" WT: 203 THROWS: RIGHT BATS: RIGHT | | | | | | | | | | | | | BORN: 6-8-1961, Downey, CA | | | | | | | | | | | | | | | | | | | | | | | | | | | | | | | | | | | | | | |
| 1997 ANAHEIM ANGELS PITCHING RECORD | | | | | | | | | | | | | | | | | | | | | | | | | | | | | | | | | | | | | | | | | | | | | | | | | | | |
| G | IP | W | L | R | ER | SO | BB | GS | CG | SHO | SV | ERA | G | IP | W | L | R | ER | SO | BB | GS | CG | SHO | SV | ERA | G | IP | W | L | R | ER | SO | BB | GS | CG | SHO | SV | ERA | | | | | | | | | | | | | |
| 12 | 25.1 | 2 | 1 | 20 | 19 | 20 | 20 | 3 | 0 | 0 | 0 | 6.75 | | | | | | | | | | | | | | | | | | | | | | | | | | | | | | | | | | | | | | | |
| CARDBOARD BASEBALL RATINGS | | | | | | | | | | | | | | | | | | | | | | | | | | | | | | | | | | | | | | | | | | | | | | | | | | | |
| ERA | | | | W | | | | BB | | | | K | | | | ERA | | | | W | | | | BB | | | | K | | | | ERA | | | | W | | | | BB | | | | K | | | | | | | |
| 67 | | | | 2 | | | | 20 | | | | 20 | | | | | | | | | | | | | | | | | | | | | | | | | | | | | | | | | | | | | | | |

| | | | | | | | | | | | | | | | | | | | | | | | | | | | | | | | | | | | | | | | | | | | | | | | | | | | |
|---|------|---|---|----|----|----|----|----|----|-----|----|------|-------------------------------|----|---|-----|---|----|----|----|----|----|-----|----|-----|---|----|---|---|---|----|-----|----|----|----|-----|----|-----|--|----|--|--|--|---|--|--|--|--|--|--|--|
| 614 | | | | | | | | | | | | | EDDIE GUARDADO | | | | | | | | | | | | | P | | | | | | | | | | | | | | | | | | | | | | | | | |
| HT: 6'0" WT: 225 THROWS: LEFT BATS: RIGHT | | | | | | | | | | | | | BORN: 10-2-1970, Stockton, CA | | | | | | | | | | | | | | | | | | | | | | | | | | | | | | | | | | | | | | |
| 1997 MINNESOTA TWINS PITCHING RECORD | | | | | | | | | | | | | | | | | | | | | | | | | | | | | | | | | | | | | | | | | | | | | | | | | | | |
| G | IP | W | L | R | ER | SO | BB | GS | CG | SHO | SV | ERA | G | IP | W | L | R | ER | SO | BB | GS | CG | SHO | SV | ERA | G | IP | W | L | R | ER | SO | BB | GS | CG | SHO | SV | ERA | | | | | | | | | | | | | |
| 69 | 46.1 | 0 | 4 | 23 | 20 | 54 | 17 | 0 | 0 | 0 | 1 | 3.91 | | | | | | | | | | | | | | | | | | | | | | | | | | | | | | | | | | | | | | | |
| CARDBOARD BASEBALL RATINGS | | | | | | | | | | | | | | | | | | | | | | | | | | | | | | | | | | | | | | | | | | | | | | | | | | | |
| ERA | | | | W | | | | BB | | | | K | | | | ERA | | | | W | | | | BB | | | | K | | | | ERA | | | | W | | | | BB | | | | K | | | | | | | |
| 39 | | | | 0 | | | | 17 | | | | 54 | | | | | | | | | | | | | | | | | | | | | | | | | | | | | | | | | | | | | | | |

| | | | | | | | | | | | | | | | | | | | | | | | | | | | | | | | | | | | | | | | | | | | | | | | | | | | |
|---|------|---|---|----|----|----|----|----|----|-----|----|------|-------------------------------|----|---|-----|---|----|----|----|----|----|-----|----|-----|---|----|---|---|---|----|-----|----|----|----|-----|----|-----|--|----|--|--|--|---|--|--|--|--|--|--|--|
| 615 | | | | | | | | | | | | | ERIC GUNDERSON | | | | | | | | | | | | | P | | | | | | | | | | | | | | | | | | | | | | | | | |
| HT: 6'0" WT: 175 THROWS: LEFT BATS: RIGHT | | | | | | | | | | | | | BORN: 3-29-1966, Portland, OR | | | | | | | | | | | | | | | | | | | | | | | | | | | | | | | | | | | | | | |
| 1997 TEXAS RANGERS PITCHING RECORD | | | | | | | | | | | | | | | | | | | | | | | | | | | | | | | | | | | | | | | | | | | | | | | | | | | |
| G | IP | W | L | R | ER | SO | BB | GS | CG | SHO | SV | ERA | G | IP | W | L | R | ER | SO | BB | GS | CG | SHO | SV | ERA | G | IP | W | L | R | ER | SO | BB | GS | CG | SHO | SV | ERA | | | | | | | | | | | | | |
| 60 | 49.2 | 2 | 1 | 19 | 18 | 31 | 15 | 0 | 0 | 0 | 1 | 3.26 | | | | | | | | | | | | | | | | | | | | | | | | | | | | | | | | | | | | | | | |
| CARDBOARD BASEBALL RATINGS | | | | | | | | | | | | | | | | | | | | | | | | | | | | | | | | | | | | | | | | | | | | | | | | | | | |
| ERA | | | | W | | | | BB | | | | K | | | | ERA | | | | W | | | | BB | | | | K | | | | ERA | | | | W | | | | BB | | | | K | | | | | | | |
| 32 | | | | 2 | | | | 15 | | | | 31 | | | | | | | | | | | | | | | | | | | | | | | | | | | | | | | | | | | | | | | |

| | | | | | | | | | | | | | | | | | | | | | | | | | | | | | | | | | | | | | | | | | | | | | | | | | | | |
|---|------|---|---|----|----|----|----|----|----|-----|----|------|------------------------------|----|---|-----|---|----|----|----|----|----|-----|----|-----|---|----|---|---|---|----|-----|----|----|----|-----|----|-----|--|----|--|--|--|---|--|--|--|--|--|--|--|
| 616 | | | | | | | | | | | | | MARK GUTHRIE | | | | | | | | | | | | | P | | | | | | | | | | | | | | | | | | | | | | | | | |
| HT: 6'4" WT: 192 THROWS: LEFT BATS: RIGHT | | | | | | | | | | | | | BORN: 9-22-1965, Buffalo, NY | | | | | | | | | | | | | | | | | | | | | | | | | | | | | | | | | | | | | | |
| 1997 LOS ANGELES DODGERS PITCHING RECORD | | | | | | | | | | | | | | | | | | | | | | | | | | | | | | | | | | | | | | | | | | | | | | | | | | | |
| G | IP | W | L | R | ER | SO | BB | GS | CG | SHO | SV | ERA | G | IP | W | L | R | ER | SO | BB | GS | CG | SHO | SV | ERA | G | IP | W | L | R | ER | SO | BB | GS | CG | SHO | SV | ERA | | | | | | | | | | | | | |
| 62 | 69.1 | 1 | 4 | 44 | 41 | 42 | 30 | 0 | 0 | 0 | 1 | 5.32 | | | | | | | | | | | | | | | | | | | | | | | | | | | | | | | | | | | | | | | |
| CARDBOARD BASEBALL RATINGS | | | | | | | | | | | | | | | | | | | | | | | | | | | | | | | | | | | | | | | | | | | | | | | | | | | |
| ERA | | | | W | | | | BB | | | | K | | | | ERA | | | | W | | | | BB | | | | K | | | | ERA | | | | W | | | | BB | | | | K | | | | | | | |
| 53 | | | | 1 | | | | 30 | | | | 42 | | | | | | | | | | | | | | | | | | | | | | | | | | | | | | | | | | | | | | | |

| | | | | | | | | | | | | | | | | | | | | | | | | | | |
|---|------|---|---|----|----|----|----|----|----|-----|----|------|-------------|--|----|--|--|--|--|--|--|--|--|--|--|---|
| 617 | | | | | | | | | | | | | JUAN GUZMAN | | | | | | | | | | | | | P |
| HT: 5'11" WT: 190 THROWS: RIGHT BATS: RIGHT | | | | | | | | | | | | | | | | | | | | | | | | | | |
| BORN: 10-28-1966, Santo Domingo, D.R. | | | | | | | | | | | | | | | | | | | | | | | | | | |
| 1997 TORONTO BLUE JAYS PITCHING RECORD | | | | | | | | | | | | | | | | | | | | | | | | | | |
| G | IP | W | L | R | ER | SO | BB | GS | CG | SHO | SV | ERA | | | | | | | | | | | | | | |
| 13 | 60.1 | 3 | 6 | 42 | 33 | 52 | 31 | 13 | 0 | 0 | 0 | 4.95 | | | | | | | | | | | | | | |
| CARDBOARD BASEBALL RATINGS | | | | | | | | | | | | | | | | | | | | | | | | | | |
| ERA | | | | | W | | | | | BB | | | | | K | | | | | | | | | | | |
| 49 | | | | | 3 | | | | | 31 | | | | | 52 | | | | | | | | | | | |

| | | | | | | | | | | | | | | | | | | | | | | | | | | |
|--|-------|----|----|-----|----|-----|----|----|----|-----|----|------|--------------|--|-----|--|--|--|--|--|--|--|--|--|--|---|
| 621 | | | | | | | | | | | | | MIKE HAMPTON | | | | | | | | | | | | | P |
| HT: 5'10" WT: 195 THROWS: LEFT BATS: RIGHT | | | | | | | | | | | | | | | | | | | | | | | | | | |
| BORN: 9-9-1972, Brooksville, FL | | | | | | | | | | | | | | | | | | | | | | | | | | |
| 1997 HOUSTON ASTROS PITCHING RECORD | | | | | | | | | | | | | | | | | | | | | | | | | | |
| G | IP | W | L | R | ER | SO | BB | GS | CG | SHO | SV | ERA | | | | | | | | | | | | | | |
| 34 | 223.1 | 15 | 10 | 105 | 95 | 139 | 77 | 34 | 7 | 2 | 0 | 3.83 | | | | | | | | | | | | | | |
| CARDBOARD BASEBALL RATINGS | | | | | | | | | | | | | | | | | | | | | | | | | | |
| ERA | | | | | W | | | | | BB | | | | | K | | | | | | | | | | | |
| 38 | | | | | 15 | | | | | 77 | | | | | 139 | | | | | | | | | | | |

| | | | | | | | | | | | | | | | | | | | | | | | | | | |
|--|------|---|---|----|----|----|----|----|----|-----|----|------|-------------|--|----|--|--|--|--|--|--|--|--|--|--|---|
| 618 | | | | | | | | | | | | | DARREN HALL | | | | | | | | | | | | | P |
| HT: 6'3" WT: 205 THROWS: RIGHT BATS: RIGHT | | | | | | | | | | | | | | | | | | | | | | | | | | |
| BORN: 7-14-1964, Marysville, OH | | | | | | | | | | | | | | | | | | | | | | | | | | |
| 1997 LOS ANGELES DODGERS PITCHING RECORD | | | | | | | | | | | | | | | | | | | | | | | | | | |
| G | IP | W | L | R | ER | SO | BB | GS | CG | SHO | SV | ERA | | | | | | | | | | | | | | |
| 63 | 54.2 | 3 | 2 | 15 | 14 | 39 | 26 | 0 | 0 | 0 | 2 | 2.30 | | | | | | | | | | | | | | |
| CARDBOARD BASEBALL RATINGS | | | | | | | | | | | | | | | | | | | | | | | | | | |
| ERA | | | | | W | | | | | BB | | | | | K | | | | | | | | | | | |
| 23 | | | | | 3 | | | | | 26 | | | | | 39 | | | | | | | | | | | |

| | | | | | | | | | | | | | | | | | | | | | | | | | | |
|--|------|---|---|----|----|----|----|----|----|-----|----|------|-------------|--|----|--|--|--|--|--|--|--|--|--|--|---|
| 622 | | | | | | | | | | | | | CHRIS HANEY | | | | | | | | | | | | | P |
| HT: 6'3" WT: 185 THROWS: LEFT BATS: LEFT | | | | | | | | | | | | | | | | | | | | | | | | | | |
| BORN: 11-16-1968, Baltimore, MD | | | | | | | | | | | | | | | | | | | | | | | | | | |
| 1997 KANSAS CITY ROYALS PITCHING RECORD | | | | | | | | | | | | | | | | | | | | | | | | | | |
| G | IP | W | L | R | ER | SO | BB | GS | CG | SHO | SV | ERA | | | | | | | | | | | | | | |
| 8 | 24.2 | 1 | 2 | 16 | 12 | 16 | 5 | 3 | 0 | 0 | 0 | 4.38 | | | | | | | | | | | | | | |
| CARDBOARD BASEBALL RATINGS | | | | | | | | | | | | | | | | | | | | | | | | | | |
| ERA | | | | | W | | | | | BB | | | | | K | | | | | | | | | | | |
| 43 | | | | | 1 | | | | | 5 | | | | | 16 | | | | | | | | | | | |

| | | | | | | | | | | | | | | | | | | | | | | | | | | |
|--|-------|----|---|-----|----|-----|----|----|----|-----|----|------|---------------|--|-----|--|--|--|--|--|--|--|--|--|--|---|
| 619 | | | | | | | | | | | | | JOEY HAMILTON | | | | | | | | | | | | | P |
| HT: 6'4" WT: 220 THROWS: RIGHT BATS: RIGHT | | | | | | | | | | | | | | | | | | | | | | | | | | |
| BORN: 9-9-1970, Statesboro, GA | | | | | | | | | | | | | | | | | | | | | | | | | | |
| 1997 SAN DIEGO PADRES PITCHING RECORD | | | | | | | | | | | | | | | | | | | | | | | | | | |
| G | IP | W | L | R | ER | SO | BB | GS | CG | SHO | SV | ERA | | | | | | | | | | | | | | |
| 31 | 192.2 | 12 | 7 | 100 | 91 | 124 | 69 | 29 | 1 | 0 | 0 | 4.25 | | | | | | | | | | | | | | |
| CARDBOARD BASEBALL RATINGS | | | | | | | | | | | | | | | | | | | | | | | | | | |
| ERA | | | | | W | | | | | BB | | | | | K | | | | | | | | | | | |
| 42 | | | | | 12 | | | | | 69 | | | | | 124 | | | | | | | | | | | |

| | | | | | | | | | | | | | | | | | | | | | | | | | | |
|---|------|---|---|----|----|----|----|----|----|-----|----|------|---------------|--|----|--|--|--|--|--|--|--|--|--|--|---|
| 623 | | | | | | | | | | | | | PETE HARNISCH | | | | | | | | | | | | | P |
| HT: 6'1" WT: 195 THROWS: RIGHT BATS: BOTH | | | | | | | | | | | | | | | | | | | | | | | | | | |
| BORN: 9-23-1966, Commack, NY | | | | | | | | | | | | | | | | | | | | | | | | | | |
| 1997 MILWAUKEE BREWERS PITCHING RECORD | | | | | | | | | | | | | | | | | | | | | | | | | | |
| G | IP | W | L | R | ER | SO | BB | GS | CG | SHO | SV | ERA | | | | | | | | | | | | | | |
| 10 | 39.2 | 1 | 2 | 33 | 31 | 22 | 23 | 8 | 0 | 0 | 0 | 7.03 | | | | | | | | | | | | | | |
| CARDBOARD BASEBALL RATINGS | | | | | | | | | | | | | | | | | | | | | | | | | | |
| ERA | | | | | W | | | | | BB | | | | | K | | | | | | | | | | | |
| 70 | | | | | 1 | | | | | 23 | | | | | 22 | | | | | | | | | | | |

| | | | | | | | | | | | | | | | | | | | | | | | | | | |
|--|------|---|---|----|----|----|----|----|----|-----|----|------|---------------|--|----|--|--|--|--|--|--|--|--|--|--|---|
| 620 | | | | | | | | | | | | | CHRIS HAMMOND | | | | | | | | | | | | | P |
| HT: 6'1" WT: 190 THROWS: LEFT BATS: LEFT | | | | | | | | | | | | | | | | | | | | | | | | | | |
| BORN: 1-21-1966, Atlanta, GA | | | | | | | | | | | | | | | | | | | | | | | | | | |
| 1997 BOSTON RED SOX PITCHING RECORD | | | | | | | | | | | | | | | | | | | | | | | | | | |
| G | IP | W | L | R | ER | SO | BB | GS | CG | SHO | SV | ERA | | | | | | | | | | | | | | |
| 29 | 65.1 | 3 | 4 | 45 | 43 | 48 | 27 | 8 | 0 | 0 | 1 | 5.92 | | | | | | | | | | | | | | |
| CARDBOARD BASEBALL RATINGS | | | | | | | | | | | | | | | | | | | | | | | | | | |
| ERA | | | | | W | | | | | BB | | | | | K | | | | | | | | | | | |
| 59 | | | | | 3 | | | | | 27 | | | | | 48 | | | | | | | | | | | |

| | | | | | | | | | | | | | | | | | | | | | | | | | | |
|--|------|---|---|----|----|----|----|----|----|-----|----|------|------------|--|----|--|--|--|--|--|--|--|--|--|--|---|
| 624 | | | | | | | | | | | | | PEP HARRIS | | | | | | | | | | | | | P |
| HT: 6'2" WT: 185 THROWS: RIGHT BATS: RIGHT | | | | | | | | | | | | | | | | | | | | | | | | | | |
| BORN: 9-23-1972, Lancaster, SC | | | | | | | | | | | | | | | | | | | | | | | | | | |
| 1997 ANAHEIM ANGELS PITCHING RECORD | | | | | | | | | | | | | | | | | | | | | | | | | | |
| G | IP | W | L | R | ER | SO | BB | GS | CG | SHO | SV | ERA | | | | | | | | | | | | | | |
| 61 | 79.2 | 5 | 4 | 33 | 32 | 56 | 38 | 0 | 0 | 0 | 0 | 3.62 | | | | | | | | | | | | | | |
| CARDBOARD BASEBALL RATINGS | | | | | | | | | | | | | | | | | | | | | | | | | | |
| ERA | | | | | W | | | | | BB | | | | | K | | | | | | | | | | | |
| 36 | | | | | 5 | | | | | 38 | | | | | 56 | | | | | | | | | | | |

| | | | | | | | | | | | | | | | | | | | | | | | | | | | | | | | | | | | | | | | | | | | | | | | | | | | |
|--|------|---|---|----|----|----|----|----|----|-----|----|------|---------------------------------|-------|---|---|----|----|----|----|----|----|-----|----|------|----|----|---|---|---|----|----|----|----|----|-----|----|-----|----|--|--|--|--|--|--|--|--|--|--|--|--|
| 625 | | | | | | | | | | | | | REGGIE HARRIS | | | | | | | | | | | | | P | | | | | | | | | | | | | | | | | | | | | | | | | |
| HT: 6'1" WT: 180 THROWS: RIGHT BATS: RIGHT | | | | | | | | | | | | | BORN: 8-12-1968, Waynesboro, VA | | | | | | | | | | | | | | | | | | | | | | | | | | | | | | | | | | | | | | |
| 1997 PHILADELPHIA PHILLIES PITCHING RECORD | | | | | | | | | | | | | | | | | | | | | | | | | | | | | | | | | | | | | | | | | | | | | | | | | | | |
| G | IP | W | L | R | ER | SO | BB | GS | CG | SHO | SV | ERA | G | IP | W | L | R | ER | SO | BB | GS | CG | SHO | SV | ERA | G | IP | W | L | R | ER | SO | BB | GS | CG | SHO | SV | ERA | | | | | | | | | | | | | |
| 50 | 54.1 | 1 | 3 | 33 | 32 | 45 | 43 | 0 | 0 | 0 | 0 | 5.30 | 41 | 131.1 | 5 | 9 | 67 | 65 | 99 | 69 | 16 | 0 | 0 | 0 | 4.47 | | | | | | | | | | | | | | | | | | | | | | | | | | |
| CARDBOARD BASEBALL RATINGS | | | | | | | | | | | | | | | | | | | | | | | | | | | | | | | | | | | | | | | | | | | | | | | | | | | |
| ERA | | | | | | | | | | | | | W | | | | | | | | | | | | | BB | | | | | | | | | | | | | K | | | | | | | | | | | | |
| 53 | | | | | | | | | | | | | 1 | | | | | | | | | | | | | 43 | | | | | | | | | | | | | 45 | | | | | | | | | | | | |

| | | | | | | | | | | | | | | | | | | | | | | | | | | | | | | | | | | | | | | | | | | | | | | | | | | | |
|--|------|---|---|----|----|----|----|----|----|-----|----|------|-----------------------------------|-------|---|---|----|----|----|----|----|----|-----|----|------|----|----|---|---|---|----|----|----|----|----|-----|----|-----|----|--|--|--|--|--|--|--|--|--|--|--|--|
| 629 | | | | | | | | | | | | | RICK HELLING | | | | | | | | | | | | | P | | | | | | | | | | | | | | | | | | | | | | | | | |
| HT: 6'3" WT: 215 THROWS: RIGHT BATS: RIGHT | | | | | | | | | | | | | BORN: 12-15-1970, Devils Lake, ND | | | | | | | | | | | | | | | | | | | | | | | | | | | | | | | | | | | | | | |
| 1997 TEXAS RANGERS PITCHING RECORD | | | | | | | | | | | | | | | | | | | | | | | | | | | | | | | | | | | | | | | | | | | | | | | | | | | |
| G | IP | W | L | R | ER | SO | BB | GS | CG | SHO | SV | ERA | G | IP | W | L | R | ER | SO | BB | GS | CG | SHO | SV | ERA | G | IP | W | L | R | ER | SO | BB | GS | CG | SHO | SV | ERA | | | | | | | | | | | | | |
| 50 | 54.1 | 1 | 3 | 33 | 32 | 45 | 43 | 0 | 0 | 0 | 0 | 5.30 | 41 | 131.1 | 5 | 9 | 67 | 65 | 99 | 69 | 16 | 0 | 0 | 0 | 4.47 | | | | | | | | | | | | | | | | | | | | | | | | | | |
| CARDBOARD BASEBALL RATINGS | | | | | | | | | | | | | | | | | | | | | | | | | | | | | | | | | | | | | | | | | | | | | | | | | | | |
| ERA | | | | | | | | | | | | | W | | | | | | | | | | | | | BB | | | | | | | | | | | | | K | | | | | | | | | | | | |
| 44 | | | | | | | | | | | | | 5 | | | | | | | | | | | | | 69 | | | | | | | | | | | | | 99 | | | | | | | | | | | | |

| | | | | | | | | | | | | | | | | | | | | | | | | | | | | | | | | | | | | | | | | | | | | | | | | | | | |
|---|-------|---|---|----|----|----|----|----|----|-----|----|------|-----------------------------|------|---|---|----|----|----|----|----|----|-----|----|------|----|----|---|---|---|----|----|----|----|----|-----|----|-----|----|--|--|--|--|--|--|--|--|--|--|--|--|
| 626 | | | | | | | | | | | | | SHIGETOSHI HASEGAWA | | | | | | | | | | | | | P | | | | | | | | | | | | | | | | | | | | | | | | | |
| HT: 5'11" WT: 160 THROWS: RIGHT BATS: RIGHT | | | | | | | | | | | | | BORN: 8-1-1968, Kobe, Japan | | | | | | | | | | | | | | | | | | | | | | | | | | | | | | | | | | | | | | |
| 1997 ANAHEIM ANGELS PITCHING RECORD | | | | | | | | | | | | | | | | | | | | | | | | | | | | | | | | | | | | | | | | | | | | | | | | | | | |
| G | IP | W | L | R | ER | SO | BB | GS | CG | SHO | SV | ERA | G | IP | W | L | R | ER | SO | BB | GS | CG | SHO | SV | ERA | G | IP | W | L | R | ER | SO | BB | GS | CG | SHO | SV | ERA | | | | | | | | | | | | | |
| 50 | 116.2 | 3 | 7 | 60 | 51 | 83 | 46 | 7 | 0 | 0 | 0 | 3.93 | 36 | 84.1 | 7 | 3 | 36 | 33 | 51 | 19 | 5 | 0 | 0 | 6 | 3.52 | | | | | | | | | | | | | | | | | | | | | | | | | | |
| CARDBOARD BASEBALL RATINGS | | | | | | | | | | | | | | | | | | | | | | | | | | | | | | | | | | | | | | | | | | | | | | | | | | | |
| ERA | | | | | | | | | | | | | W | | | | | | | | | | | | | BB | | | | | | | | | | | | | K | | | | | | | | | | | | |
| 39 | | | | | | | | | | | | | 3 | | | | | | | | | | | | | 46 | | | | | | | | | | | | | 83 | | | | | | | | | | | | |

| | | | | | | | | | | | | | | | | | | | | | | | | | | | | | | | | | | | | | | | | | | | | | | | | | | | |
|--|-------|---|---|----|----|----|----|----|----|-----|----|------|-----------------------------|------|---|---|----|----|----|----|----|----|-----|----|------|----|----|---|---|---|----|----|----|----|----|-----|----|-----|----|--|--|--|--|--|--|--|--|--|--|--|--|
| 630 | | | | | | | | | | | | | BUTCH HENRY | | | | | | | | | | | | | P | | | | | | | | | | | | | | | | | | | | | | | | | |
| HT: 6'1" WT: 195 THROWS: LEFT BATS: LEFT | | | | | | | | | | | | | BORN: 10-7-1968, ElPaso, TX | | | | | | | | | | | | | | | | | | | | | | | | | | | | | | | | | | | | | | |
| 1997 BOSTON RED SOX PITCHING RECORD | | | | | | | | | | | | | | | | | | | | | | | | | | | | | | | | | | | | | | | | | | | | | | | | | | | |
| G | IP | W | L | R | ER | SO | BB | GS | CG | SHO | SV | ERA | G | IP | W | L | R | ER | SO | BB | GS | CG | SHO | SV | ERA | G | IP | W | L | R | ER | SO | BB | GS | CG | SHO | SV | ERA | | | | | | | | | | | | | |
| 50 | 116.2 | 3 | 7 | 60 | 51 | 83 | 46 | 7 | 0 | 0 | 0 | 3.93 | 36 | 84.1 | 7 | 3 | 36 | 33 | 51 | 19 | 5 | 0 | 0 | 6 | 3.52 | | | | | | | | | | | | | | | | | | | | | | | | | | |
| CARDBOARD BASEBALL RATINGS | | | | | | | | | | | | | | | | | | | | | | | | | | | | | | | | | | | | | | | | | | | | | | | | | | | |
| ERA | | | | | | | | | | | | | W | | | | | | | | | | | | | BB | | | | | | | | | | | | | K | | | | | | | | | | | | |
| 35 | | | | | | | | | | | | | 7 | | | | | | | | | | | | | 19 | | | | | | | | | | | | | 51 | | | | | | | | | | | | |

| | | | | | | | | | | | | | | | | | | | | | | | | | | | | | | | | | | | | | | | | | | | | | | | | | | | |
|--|-------|---|----|----|----|----|----|----|----|-----|----|------|----------------------------|------|---|---|----|----|----|----|----|----|-----|----|------|----|----|---|---|---|----|----|----|----|----|-----|----|-----|----|--|--|--|--|--|--|--|--|--|--|--|--|
| 627 | | | | | | | | | | | | | LATROY HAWKINS | | | | | | | | | | | | | P | | | | | | | | | | | | | | | | | | | | | | | | | |
| HT: 6'5" WT: 195 THROWS: RIGHT BATS: RIGHT | | | | | | | | | | | | | BORN: 12-21-1972, Gary, IN | | | | | | | | | | | | | | | | | | | | | | | | | | | | | | | | | | | | | | |
| 1997 MINNESOTA TWINS PITCHING RECORD | | | | | | | | | | | | | | | | | | | | | | | | | | | | | | | | | | | | | | | | | | | | | | | | | | | |
| G | IP | W | L | R | ER | SO | BB | GS | CG | SHO | SV | ERA | G | IP | W | L | R | ER | SO | BB | GS | CG | SHO | SV | ERA | G | IP | W | L | R | ER | SO | BB | GS | CG | SHO | SV | ERA | | | | | | | | | | | | | |
| 20 | 103.1 | 6 | 12 | 71 | 67 | 58 | 47 | 20 | 0 | 0 | 0 | 5.84 | 75 | 70.2 | 4 | 5 | 45 | 37 | 69 | 41 | 0 | 0 | 0 | 3 | 4.71 | | | | | | | | | | | | | | | | | | | | | | | | | | |
| CARDBOARD BASEBALL RATINGS | | | | | | | | | | | | | | | | | | | | | | | | | | | | | | | | | | | | | | | | | | | | | | | | | | | |
| ERA | | | | | | | | | | | | | W | | | | | | | | | | | | | BB | | | | | | | | | | | | | K | | | | | | | | | | | | |
| 58 | | | | | | | | | | | | | 6 | | | | | | | | | | | | | 47 | | | | | | | | | | | | | 58 | | | | | | | | | | | | |

| | | | | | | | | | | | | | | | | | | | | | | | | | | | | | | | | | | | | | | | | | | | | | | | | | | | |
|--|-------|---|----|----|----|----|----|----|----|-----|----|------|----------------------------------|------|---|---|----|----|----|----|----|----|-----|----|------|----|----|---|---|---|----|----|----|----|----|-----|----|-----|----|--|--|--|--|--|--|--|--|--|--|--|--|
| 631 | | | | | | | | | | | | | DOUG HENRY | | | | | | | | | | | | | P | | | | | | | | | | | | | | | | | | | | | | | | | |
| HT: 6'4" WT: 185 THROWS: RIGHT BATS: RIGHT | | | | | | | | | | | | | BORN: 12-10-1963, Sacramento, CA | | | | | | | | | | | | | | | | | | | | | | | | | | | | | | | | | | | | | | |
| 1997 SAN FRANCISCO GIANTS PITCHING RECORD | | | | | | | | | | | | | | | | | | | | | | | | | | | | | | | | | | | | | | | | | | | | | | | | | | | |
| G | IP | W | L | R | ER | SO | BB | GS | CG | SHO | SV | ERA | G | IP | W | L | R | ER | SO | BB | GS | CG | SHO | SV | ERA | G | IP | W | L | R | ER | SO | BB | GS | CG | SHO | SV | ERA | | | | | | | | | | | | | |
| 20 | 103.1 | 6 | 12 | 71 | 67 | 58 | 47 | 20 | 0 | 0 | 0 | 5.84 | 75 | 70.2 | 4 | 5 | 45 | 37 | 69 | 41 | 0 | 0 | 0 | 3 | 4.71 | | | | | | | | | | | | | | | | | | | | | | | | | | |
| CARDBOARD BASEBALL RATINGS | | | | | | | | | | | | | | | | | | | | | | | | | | | | | | | | | | | | | | | | | | | | | | | | | | | |
| ERA | | | | | | | | | | | | | W | | | | | | | | | | | | | BB | | | | | | | | | | | | | K | | | | | | | | | | | | |
| 47 | | | | | | | | | | | | | 4 | | | | | | | | | | | | | 41 | | | | | | | | | | | | | 69 | | | | | | | | | | | | |

| | | | | | | | | | | | | | | | | | | | | | | | | | | | | | | | | | | | | | | | | | | | | | | | | | | | |
|--|------|---|---|----|----|----|----|----|----|-----|----|------|------------------------------|-------|----|----|-----|-----|-----|----|----|----|-----|----|------|----|----|---|---|---|----|----|----|----|----|-----|----|-----|----|--|--|--|--|--|--|--|--|--|--|--|--|
| 628 | | | | | | | | | | | | | JIMMY HAYNES | | | | | | | | | | | | | P | | | | | | | | | | | | | | | | | | | | | | | | | |
| HT: 6'4" WT: 185 THROWS: RIGHT BATS: RIGHT | | | | | | | | | | | | | BORN: 9-5-1972, LaGrange, GA | | | | | | | | | | | | | | | | | | | | | | | | | | | | | | | | | | | | | | |
| 1997 OAKLAND ATHLETICS PITCHING RECORD | | | | | | | | | | | | | | | | | | | | | | | | | | | | | | | | | | | | | | | | | | | | | | | | | | | |
| G | IP | W | L | R | ER | SO | BB | GS | CG | SHO | SV | ERA | G | IP | W | L | R | ER | SO | BB | GS | CG | SHO | SV | ERA | G | IP | W | L | R | ER | SO | BB | GS | CG | SHO | SV | ERA | | | | | | | | | | | | | |
| 13 | 73.1 | 3 | 6 | 38 | 36 | 65 | 40 | 13 | 0 | 0 | 0 | 4.42 | 35 | 264.1 | 15 | 10 | 116 | 108 | 160 | 71 | 35 | 9 | 3 | 0 | 3.68 | | | | | | | | | | | | | | | | | | | | | | | | | | |
| CARDBOARD BASEBALL RATINGS | | | | | | | | | | | | | | | | | | | | | | | | | | | | | | | | | | | | | | | | | | | | | | | | | | | |
| ERA | | | | | | | | | | | | | W | | | | | | | | | | | | | BB | | | | | | | | | | | | | K | | | | | | | | | | | | |
| 44 | | | | | | | | | | | | | 3 | | | | | | | | | | | | | 40 | | | | | | | | | | | | | 65 | | | | | | | | | | | | |

| | | | | | | | | | | | | | | | | | | | | | | | | | | | | | | | | | | | | | | | | | | | | | | | | | | | |
|--|-------|----|----|-----|-----|-----|----|----|----|-----|----|------|-------------------------------|----|---|---|---|----|----|----|----|----|-----|----|-----|----|----|---|---|---|----|----|----|----|----|-----|----|-----|-----|--|--|--|--|--|--|--|--|--|--|--|--|
| 632 | | | | | | | | | | | | | PAT HENTGEN | | | | | | | | | | | | | P | | | | | | | | | | | | | | | | | | | | | | | | | |
| HT: 6'2" WT: 210 THROWS: RIGHT BATS: RIGHT | | | | | | | | | | | | | BORN: 11-13-1968, Detroit, MI | | | | | | | | | | | | | | | | | | | | | | | | | | | | | | | | | | | | | | |
| 1997 TORONTO BLUE JAYS PITCHING RECORD | | | | | | | | | | | | | | | | | | | | | | | | | | | | | | | | | | | | | | | | | | | | | | | | | | | |
| G | IP | W | L | R | ER | SO | BB | GS | CG | SHO | SV | ERA | G | IP | W | L | R | ER | SO | BB | GS | CG | SHO | SV | ERA | G | IP | W | L | R | ER | SO | BB | GS | CG | SHO | SV | ERA | | | | | | | | | | | | | |
| 35 | 264.1 | 15 | 10 | 116 | 108 | 160 | 71 | 35 | 9 | 3 | 0 | 3.68 | | | | | | | | | | | | | | | | | | | | | | | | | | | | | | | | | | | | | | | |
| CARDBOARD BASEBALL RATINGS | | | | | | | | | | | | | | | | | | | | | | | | | | | | | | | | | | | | | | | | | | | | | | | | | | | |
| ERA | | | | | | | | | | | | | W | | | | | | | | | | | | | BB | | | | | | | | | | | | | K | | | | | | | | | | | | |
| 36 | | | | | | | | | | | | | 15 | | | | | | | | | | | | | 71 | | | | | | | | | | | | | 160 | | | | | | | | | | | | |

| | | | | | | | | | | | | | | | | | | | | | | | | | | | | | | | | | | | | | | |
|--|------|---|---|----|----|----|----|----|----|-----|----|------|---------------------------------|------|---|-----|----|----|----|----|----|----|-----|----|------|---|--|----|--|--|--|--|--|--|--|--|--|--|
| 633 | | | | | | | | | | | | | FELIX HEREDIA | | | | | | | | | | | | | P | | | | | | | | | | | | |
| HT: 6'0" WT: 180 THROWS: LEFT BATS: LEFT | | | | | | | | | | | | | BORN: 6-18-1975, Barahona, D.R. | | | | | | | | | | | | | | | | | | | | | | | | | |
| 1997 FLORIDA MARLINS PITCHING RECORD | | | | | | | | | | | | | | | | | | | | | | | | | | | | | | | | | | | | | | |
| G | IP | W | L | R | ER | SO | BB | GS | CG | SHO | SV | ERA | G | IP | W | L | R | ER | SO | BB | GS | CG | SHO | SV | ERA | | | | | | | | | | | | | |
| 56 | 56.2 | 5 | 3 | 30 | 27 | 54 | 30 | 0 | 0 | 0 | 0 | 4.29 | 44 | 49.1 | 0 | 4 | 27 | 25 | 36 | 22 | 0 | 0 | 0 | 0 | 4.56 | | | | | | | | | | | | | |
| CARDBOARD BASEBALL RATINGS | | | | | | | | | | | | | CARDBOARD BASEBALL RATINGS | | | | | | | | | | | | | | | | | | | | | | | | | |
| ERA | | | | W | | | | BB | | | | K | | | | ERA | | | | W | | | | BB | | | | K | | | | | | | | | | |
| 42 | | | | 5 | | | | 30 | | | | 54 | | | | 45 | | | | 0 | | | | 22 | | | | 36 | | | | | | | | | | |

| | | | | | | | | | | | | | | | | | | | | | | | | | | | | | | | | | | | | | | |
|--|-------|---|---|----|----|-----|----|----|----|-----|----|------|-----------------------------------|-------|----|-----|-----|----|-----|----|----|----|-----|----|------|---|--|-----|--|--|--|--|--|--|--|--|--|--|
| 634 | | | | | | | | | | | | | DUSTIN HERMANSON | | | | | | | | | | | | | P | | | | | | | | | | | | |
| HT: 6'3" WT: 195 THROWS: RIGHT BATS: RIGHT | | | | | | | | | | | | | BORN: 12-21-1972, Springfield, OH | | | | | | | | | | | | | | | | | | | | | | | | | |
| 1997 MONTREAL EXPOS PITCHING RECORD | | | | | | | | | | | | | | | | | | | | | | | | | | | | | | | | | | | | | | |
| G | IP | W | L | R | ER | SO | BB | GS | CG | SHO | SV | ERA | G | IP | W | L | R | ER | SO | BB | GS | CG | SHO | SV | ERA | | | | | | | | | | | | | |
| 32 | 158.1 | 8 | 8 | 68 | 65 | 136 | 66 | 28 | 1 | 1 | 0 | 3.69 | 32 | 195.1 | 14 | 6 | 105 | 97 | 107 | 69 | 32 | 1 | 0 | 0 | 4.47 | | | | | | | | | | | | | |
| CARDBOARD BASEBALL RATINGS | | | | | | | | | | | | | CARDBOARD BASEBALL RATINGS | | | | | | | | | | | | | | | | | | | | | | | | | |
| ERA | | | | W | | | | BB | | | | K | | | | ERA | | | | W | | | | BB | | | | K | | | | | | | | | | |
| 36 | | | | 8 | | | | 66 | | | | 136 | | | | 44 | | | | 14 | | | | 69 | | | | 107 | | | | | | | | | | |

| | | | | | | | | | | | | | | | | | | | | | | | | | | | | | | | | | | | | | | |
|--|------|---|---|----|----|----|----|----|----|-----|----|------|------------------------------------|-------|---|-----|-----|----|-----|----|----|----|-----|----|------|---|--|-----|--|--|--|--|--|--|--|--|--|--|
| 635 | | | | | | | | | | | | | LIVAN HERNANDEZ | | | | | | | | | | | | | P | | | | | | | | | | | | |
| HT: 6'2" WT: 245 THROWS: RIGHT BATS: RIGHT | | | | | | | | | | | | | BORN: 2-20-1975, Villa Clara, Cuba | | | | | | | | | | | | | | | | | | | | | | | | | |
| 1997 FLORIDA MARLINS PITCHING RECORD | | | | | | | | | | | | | | | | | | | | | | | | | | | | | | | | | | | | | | |
| G | IP | W | L | R | ER | SO | BB | GS | CG | SHO | SV | ERA | G | IP | W | L | R | ER | SO | BB | GS | CG | SHO | SV | ERA | | | | | | | | | | | | | |
| 17 | 96.1 | 9 | 3 | 39 | 34 | 72 | 38 | 17 | 0 | 0 | 0 | 3.18 | 31 | 190.1 | 9 | 12 | 103 | 96 | 106 | 95 | 31 | 1 | 0 | 0 | 4.55 | | | | | | | | | | | | | |
| CARDBOARD BASEBALL RATINGS | | | | | | | | | | | | | CARDBOARD BASEBALL RATINGS | | | | | | | | | | | | | | | | | | | | | | | | | |
| ERA | | | | W | | | | BB | | | | K | | | | ERA | | | | W | | | | BB | | | | K | | | | | | | | | | |
| 31 | | | | 9 | | | | 38 | | | | 72 | | | | 45 | | | | 9 | | | | 95 | | | | 106 | | | | | | | | | | |

| | | | | | | | | | | | | | | | | | | | | | | | | | | | | | | | | | | | | | | |
|--|------|----|---|----|----|----|----|----|----|-----|----|------|----------------------------------|-------|----|-----|-----|----|-----|----|----|----|-----|----|------|---|--|-----|--|--|--|--|--|--|--|--|--|--|
| 636 | | | | | | | | | | | | | ROBERTO HERNANDEZ | | | | | | | | | | | | | P | | | | | | | | | | | | |
| HT: 6'4" WT: 220 THROWS: RIGHT BATS: RIGHT | | | | | | | | | | | | | BORN: 11-11-1964, Santurce, P.R. | | | | | | | | | | | | | | | | | | | | | | | | | |
| 1997 SAN FRANCISCO GIANTS PITCHING RECORD | | | | | | | | | | | | | | | | | | | | | | | | | | | | | | | | | | | | | | |
| G | IP | W | L | R | ER | SO | BB | GS | CG | SHO | SV | ERA | G | IP | W | L | R | ER | SO | BB | GS | CG | SHO | SV | ERA | | | | | | | | | | | | | |
| 74 | 80.2 | 10 | 3 | 24 | 22 | 82 | 38 | 0 | 0 | 0 | 31 | 2.45 | 32 | 161.1 | 10 | 11 | 102 | 93 | 106 | 55 | 28 | 1 | 0 | 0 | 5.20 | | | | | | | | | | | | | |
| CARDBOARD BASEBALL RATINGS | | | | | | | | | | | | | CARDBOARD BASEBALL RATINGS | | | | | | | | | | | | | | | | | | | | | | | | | |
| ERA | | | | W | | | | BB | | | | K | | | | ERA | | | | W | | | | BB | | | | K | | | | | | | | | | |
| 24 | | | | 10 | | | | 38 | | | | 82 | | | | 52 | | | | 10 | | | | 55 | | | | 106 | | | | | | | | | | |

| | | | | | | | | | | | | | | | | | | | | | | | | | | | | | | | | | | | | | | | | | | | | | | | | | | | |
|--|------|---|---|----|----|-----|----|----|----|-----|----|------|----------------------------------|------|---|---|----|----|----|----|----|----|-----|----|------|----|--|--|--|--|--|--|--|--|--|--|--|--|-----|--|--|--|--|--|--|--|--|--|--|--|--|
| 641 | | | | | | | | | | | | | TREVOR HOFFMAN | | | | | | | | | | | | | P | | | | | | | | | | | | | | | | | | | | | | | | | |
| HT: 6'0" WT: 220 THROWS: RIGHT BATS: RIGHT | | | | | | | | | | | | | BORN: 10-13-1967, Bellflower, CA | | | | | | | | | | | | | | | | | | | | | | | | | | | | | | | | | | | | | | |
| 1997 SAN DIEGO PADRES PITCHING RECORD | | | | | | | | | | | | | | | | | | | | | | | | | | | | | | | | | | | | | | | | | | | | | | | | | | | |
| G | IP | W | L | R | ER | SO | BB | GS | CG | SHO | SV | ERA | G | IP | W | L | R | ER | SO | BB | GS | CG | SHO | SV | ERA | | | | | | | | | | | | | | | | | | | | | | | | | | |
| 70 | 81.1 | 6 | 4 | 25 | 24 | 111 | 24 | 0 | 0 | 0 | 37 | 2.66 | 40 | 40.2 | 1 | 3 | 27 | 27 | 36 | 33 | 0 | 0 | 0 | 4 | 5.98 | | | | | | | | | | | | | | | | | | | | | | | | | | |
| CARDBOARD BASEBALL RATINGS | | | | | | | | | | | | | | | | | | | | | | | | | | | | | | | | | | | | | | | | | | | | | | | | | | | |
| ERA | | | | | | | | | | | | | W | | | | | | | | | | | | | BB | | | | | | | | | | | | | K | | | | | | | | | | | | |
| 26 | | | | | | | | | | | | | 6 | | | | | | | | | | | | | 24 | | | | | | | | | | | | | 111 | | | | | | | | | | | | |

| | | | | | | | | | | | | | | | | | | | | | | | | | | | | | | | | | | | | | | | | | | | | | | | | | | | |
|---|------|---|---|----|----|----|----|----|----|-----|----|------|---------------------------|------|---|---|----|----|----|----|----|----|-----|----|------|----|--|--|--|--|--|--|--|--|--|--|--|--|----|--|--|--|--|--|--|--|--|--|--|--|--|
| 645 | | | | | | | | | | | | | JOHN HUDEK | | | | | | | | | | | | | P | | | | | | | | | | | | | | | | | | | | | | | | | |
| HT: 6'1" WT: 200 THROWS: RIGHT BATS: BOTH | | | | | | | | | | | | | BORN: 8-8-1966, Tampa, FL | | | | | | | | | | | | | | | | | | | | | | | | | | | | | | | | | | | | | | |
| 1997 HOUSTON ASTROS PITCHING RECORD | | | | | | | | | | | | | | | | | | | | | | | | | | | | | | | | | | | | | | | | | | | | | | | | | | | |
| G | IP | W | L | R | ER | SO | BB | GS | CG | SHO | SV | ERA | G | IP | W | L | R | ER | SO | BB | GS | CG | SHO | SV | ERA | | | | | | | | | | | | | | | | | | | | | | | | | | |
| 40 | 40.2 | 1 | 3 | 27 | 27 | 36 | 33 | 0 | 0 | 0 | 4 | 5.98 | 40 | 40.2 | 1 | 3 | 27 | 27 | 36 | 33 | 0 | 0 | 0 | 4 | 5.98 | | | | | | | | | | | | | | | | | | | | | | | | | | |
| CARDBOARD BASEBALL RATINGS | | | | | | | | | | | | | | | | | | | | | | | | | | | | | | | | | | | | | | | | | | | | | | | | | | | |
| ERA | | | | | | | | | | | | | W | | | | | | | | | | | | | BB | | | | | | | | | | | | | K | | | | | | | | | | | | |
| 59 | | | | | | | | | | | | | 1 | | | | | | | | | | | | | 33 | | | | | | | | | | | | | 36 | | | | | | | | | | | | |

| | | | | | | | | | | | | | | | | | | | | | | | | | | | | | | | | | | | | | | | | | | | | | | | | | | | |
|--|------|---|---|----|----|----|----|----|----|-----|----|------|--------------------------------|------|---|---|----|----|----|----|----|----|-----|----|------|----|--|--|--|--|--|--|--|--|--|--|--|--|----|--|--|--|--|--|--|--|--|--|--|--|--|
| 642 | | | | | | | | | | | | | DARREN HOLMES | | | | | | | | | | | | | P | | | | | | | | | | | | | | | | | | | | | | | | | |
| HT: 6'0" WT: 199 THROWS: RIGHT BATS: RIGHT | | | | | | | | | | | | | BORN: 4-25-1966, Asheville, NC | | | | | | | | | | | | | | | | | | | | | | | | | | | | | | | | | | | | | | |
| 1997 COLORADO ROCKIES PITCHING RECORD | | | | | | | | | | | | | | | | | | | | | | | | | | | | | | | | | | | | | | | | | | | | | | | | | | | |
| G | IP | W | L | R | ER | SO | BB | GS | CG | SHO | SV | ERA | G | IP | W | L | R | ER | SO | BB | GS | CG | SHO | SV | ERA | | | | | | | | | | | | | | | | | | | | | | | | | | |
| 42 | 89.1 | 9 | 2 | 58 | 53 | 70 | 36 | 6 | 0 | 0 | 3 | 5.34 | 26 | 35.2 | 3 | 1 | 16 | 14 | 14 | 14 | 0 | 0 | 0 | 0 | 3.53 | | | | | | | | | | | | | | | | | | | | | | | | | | |
| CARDBOARD BASEBALL RATINGS | | | | | | | | | | | | | | | | | | | | | | | | | | | | | | | | | | | | | | | | | | | | | | | | | | | |
| ERA | | | | | | | | | | | | | W | | | | | | | | | | | | | BB | | | | | | | | | | | | | K | | | | | | | | | | | | |
| 53 | | | | | | | | | | | | | 9 | | | | | | | | | | | | | 36 | | | | | | | | | | | | | 70 | | | | | | | | | | | | |

| | | | | | | | | | | | | | | | | | | | | | | | | | | | | | | | | | | | | | | | | | | | | | | | | | | | |
|--|------|---|---|----|----|----|----|----|----|-----|----|------|-----------------------------------|------|---|---|----|----|----|----|----|----|-----|----|------|----|--|--|--|--|--|--|--|--|--|--|--|--|----|--|--|--|--|--|--|--|--|--|--|--|--|
| 646 | | | | | | | | | | | | | JOE HUDSON | | | | | | | | | | | | | P | | | | | | | | | | | | | | | | | | | | | | | | | |
| HT: 6'1" WT: 173 THROWS: RIGHT BATS: RIGHT | | | | | | | | | | | | | BORN: 9-29-1970, Philadelphia, PA | | | | | | | | | | | | | | | | | | | | | | | | | | | | | | | | | | | | | | |
| 1997 BOSTON RED SOX PITCHING RECORD | | | | | | | | | | | | | | | | | | | | | | | | | | | | | | | | | | | | | | | | | | | | | | | | | | | |
| G | IP | W | L | R | ER | SO | BB | GS | CG | SHO | SV | ERA | G | IP | W | L | R | ER | SO | BB | GS | CG | SHO | SV | ERA | | | | | | | | | | | | | | | | | | | | | | | | | | |
| 26 | 35.2 | 3 | 1 | 16 | 14 | 14 | 14 | 0 | 0 | 0 | 0 | 3.53 | 26 | 35.2 | 3 | 1 | 16 | 14 | 14 | 14 | 0 | 0 | 0 | 0 | 3.53 | | | | | | | | | | | | | | | | | | | | | | | | | | |
| CARDBOARD BASEBALL RATINGS | | | | | | | | | | | | | | | | | | | | | | | | | | | | | | | | | | | | | | | | | | | | | | | | | | | |
| ERA | | | | | | | | | | | | | W | | | | | | | | | | | | | BB | | | | | | | | | | | | | K | | | | | | | | | | | | |
| 35 | | | | | | | | | | | | | 3 | | | | | | | | | | | | | 14 | | | | | | | | | | | | | 14 | | | | | | | | | | | | |

| | | | | | | | | | | | | | | | | | | | | | | | | | | | | | | | | | | | | | | | | | | | | | | | | | | | |
|--|-------|---|----|----|----|----|----|----|----|-----|----|------|-----------------------------|------|---|---|----|----|----|----|----|----|-----|----|------|----|--|--|--|--|--|--|--|--|--|--|--|--|----|--|--|--|--|--|--|--|--|--|--|--|--|
| 643 | | | | | | | | | | | | | CHRIS HOLT | | | | | | | | | | | | | P | | | | | | | | | | | | | | | | | | | | | | | | | |
| HT: 6'4" WT: 205 THROWS: RIGHT BATS: RIGHT | | | | | | | | | | | | | BORN: 9-18-1971, Dallas, TX | | | | | | | | | | | | | | | | | | | | | | | | | | | | | | | | | | | | | | |
| 1997 HOUSTON ASTROS PITCHING RECORD | | | | | | | | | | | | | | | | | | | | | | | | | | | | | | | | | | | | | | | | | | | | | | | | | | | |
| G | IP | W | L | R | ER | SO | BB | GS | CG | SHO | SV | ERA | G | IP | W | L | R | ER | SO | BB | GS | CG | SHO | SV | ERA | | | | | | | | | | | | | | | | | | | | | | | | | | |
| 33 | 209.2 | 8 | 12 | 98 | 82 | 95 | 61 | 32 | 0 | 0 | 0 | 3.52 | 40 | 60.1 | 3 | 2 | 34 | 30 | 39 | 26 | 1 | 0 | 0 | 0 | 4.48 | | | | | | | | | | | | | | | | | | | | | | | | | | |
| CARDBOARD BASEBALL RATINGS | | | | | | | | | | | | | | | | | | | | | | | | | | | | | | | | | | | | | | | | | | | | | | | | | | | |
| ERA | | | | | | | | | | | | | W | | | | | | | | | | | | | BB | | | | | | | | | | | | | K | | | | | | | | | | | | |
| 35 | | | | | | | | | | | | | 8 | | | | | | | | | | | | | 61 | | | | | | | | | | | | | 95 | | | | | | | | | | | | |

| | | | | | | | | | | | | | | | | | | | | | | | | | | | | | | | | | | | | | | | | | | | | | | | | | | | |
|--|------|---|---|----|----|----|----|----|----|-----|----|------|---|------|---|---|----|----|----|----|----|----|-----|----|------|----|--|--|--|--|--|--|--|--|--|--|--|--|----|--|--|--|--|--|--|--|--|--|--|--|--|
| 647 | | | | | | | | | | | | | MARK HUTTON | | | | | | | | | | | | | P | | | | | | | | | | | | | | | | | | | | | | | | | |
| HT: 6'6" WT: 240 THROWS: RIGHT BATS: RIGHT | | | | | | | | | | | | | BORN: 2-6-1970, South Adelaide, Australia | | | | | | | | | | | | | | | | | | | | | | | | | | | | | | | | | | | | | | |
| 1997 COLORADO ROCKIES PITCHING RECORD | | | | | | | | | | | | | | | | | | | | | | | | | | | | | | | | | | | | | | | | | | | | | | | | | | | |
| G | IP | W | L | R | ER | SO | BB | GS | CG | SHO | SV | ERA | G | IP | W | L | R | ER | SO | BB | GS | CG | SHO | SV | ERA | | | | | | | | | | | | | | | | | | | | | | | | | | |
| 40 | 60.1 | 3 | 2 | 34 | 30 | 39 | 26 | 1 | 0 | 0 | 0 | 4.48 | 40 | 60.1 | 3 | 2 | 34 | 30 | 39 | 26 | 1 | 0 | 0 | 0 | 4.48 | | | | | | | | | | | | | | | | | | | | | | | | | | |
| CARDBOARD BASEBALL RATINGS | | | | | | | | | | | | | | | | | | | | | | | | | | | | | | | | | | | | | | | | | | | | | | | | | | | |
| ERA | | | | | | | | | | | | | W | | | | | | | | | | | | | BB | | | | | | | | | | | | | K | | | | | | | | | | | | |
| 44 | | | | | | | | | | | | | 3 | | | | | | | | | | | | | 26 | | | | | | | | | | | | | 39 | | | | | | | | | | | | |

| | | | | | | | | | | | | | | | | | | | | | | | | | | | | | | | | | | | | | | | | | | | | | | | | | | | |
|--|------|---|---|----|----|----|----|----|----|-----|----|------|---------------------------------|------|---|---|----|----|----|----|----|----|-----|----|------|----|--|--|--|--|--|--|--|--|--|--|--|--|----|--|--|--|--|--|--|--|--|--|--|--|--|
| 644 | | | | | | | | | | | | | MIKE HOLTZ | | | | | | | | | | | | | P | | | | | | | | | | | | | | | | | | | | | | | | | |
| HT: 5'9" WT: 172 THROWS: LEFT BATS: LEFT | | | | | | | | | | | | | BORN: 10-10-1972, Arlington, VA | | | | | | | | | | | | | | | | | | | | | | | | | | | | | | | | | | | | | | |
| 1997 ANAHEIM ANGELS PITCHING RECORD | | | | | | | | | | | | | | | | | | | | | | | | | | | | | | | | | | | | | | | | | | | | | | | | | | | |
| G | IP | W | L | R | ER | SO | BB | GS | CG | SHO | SV | ERA | G | IP | W | L | R | ER | SO | BB | GS | CG | SHO | SV | ERA | | | | | | | | | | | | | | | | | | | | | | | | | | |
| 66 | 43.1 | 3 | 4 | 21 | 16 | 40 | 15 | 0 | 0 | 0 | 2 | 3.32 | 13 | 53.1 | 5 | 4 | 47 | 42 | 56 | 20 | 9 | 0 | 0 | 0 | 7.09 | | | | | | | | | | | | | | | | | | | | | | | | | | |
| CARDBOARD BASEBALL RATINGS | | | | | | | | | | | | | | | | | | | | | | | | | | | | | | | | | | | | | | | | | | | | | | | | | | | |
| ERA | | | | | | | | | | | | | W | | | | | | | | | | | | | BB | | | | | | | | | | | | | K | | | | | | | | | | | | |
| 33 | | | | | | | | | | | | | 3 | | | | | | | | | | | | | 15 | | | | | | | | | | | | | 40 | | | | | | | | | | | | |

| | | | | | | | | | | | | | | | | | | | | | | | | | | | | | | | | | | | | | | | | | | | | | | | | | | | |
|--|------|---|---|----|----|----|----|----|----|-----|----|------|-------------------------------|------|---|---|----|----|----|----|----|----|-----|----|------|----|--|--|--|--|--|--|--|--|--|--|--|--|----|--|--|--|--|--|--|--|--|--|--|--|--|
| 648 | | | | | | | | | | | | | HIDEKI IRABU | | | | | | | | | | | | | P | | | | | | | | | | | | | | | | | | | | | | | | | |
| HT: 6'4" WT: 240 THROWS: RIGHT BATS: RIGHT | | | | | | | | | | | | | BORN: 5-15-1969, Hyogo, Japan | | | | | | | | | | | | | | | | | | | | | | | | | | | | | | | | | | | | | | |
| 1997 NEW YORK YANKEES PITCHING RECORD | | | | | | | | | | | | | | | | | | | | | | | | | | | | | | | | | | | | | | | | | | | | | | | | | | | |
| G | IP | W | L | R | ER | SO | BB | GS | CG | SHO | SV | ERA | G | IP | W | L | R | ER | SO | BB | GS | CG | SHO | SV | ERA | | | | | | | | | | | | | | | | | | | | | | | | | | |
| 13 | 53.1 | 5 | 4 | 47 | 42 | 56 | 20 | 9 | 0 | 0 | 0 | 7.09 | 13 | 53.1 | 5 | 4 | 47 | 42 | 56 | 20 | 9 | 0 | 0 | 0 | 7.09 | | | | | | | | | | | | | | | | | | | | | | | | | | |
| CARDBOARD BASEBALL RATINGS | | | | | | | | | | | | | | | | | | | | | | | | | | | | | | | | | | | | | | | | | | | | | | | | | | | |
| ERA | | | | | | | | | | | | | W | | | | | | | | | | | | | BB | | | | | | | | | | | | | K | | | | | | | | | | | | |
| 70 | | | | | | | | | | | | | 5 | | | | | | | | | | | | | 20 | | | | | | | | | | | | | 56 | | | | | | | | | | | | |

| | | | | | | | | | | | | | | | | | | | | | | | | | | | | | | | | | | | | | | | | | | | | | | | | | | | |
|--|------|---|---|----|----|----|----|----|----|-----|----|------|------------------------------|------|---|---|----|----|----|----|----|----|-----|----|------|----|--|--|--|--|--|--|--|--|--|--|--|--|----|--|--|--|--|--|--|--|--|--|--|--|--|
| 649 | | | | | | | | | | | | | JASON ISRINGHAUSEN | | | | | | | | | | | | | P | | | | | | | | | | | | | | | | | | | | | | | | | |
| HT: 6'3" WT: 230 THROWS: RIGHT BATS: RIGHT | | | | | | | | | | | | | BORN: 9-7-1972, Brighton, IL | | | | | | | | | | | | | | | | | | | | | | | | | | | | | | | | | | | | | | |
| 1997 NEW YORK METS PITCHING RECORD | | | | | | | | | | | | | | | | | | | | | | | | | | | | | | | | | | | | | | | | | | | | | | | | | | | |
| G | IP | W | L | R | ER | SO | BB | GS | CG | SHO | SV | ERA | G | IP | W | L | R | ER | SO | BB | GS | CG | SHO | SV | ERA | | | | | | | | | | | | | | | | | | | | | | | | | | |
| 6 | 29.2 | 2 | 2 | 27 | 25 | 25 | 22 | 6 | 0 | 0 | 0 | 7.58 | 58 | 62.2 | 5 | 5 | 32 | 30 | 57 | 28 | 0 | 0 | 0 | 7 | 4.31 | | | | | | | | | | | | | | | | | | | | | | | | | | |
| CARDBOARD BASEBALL RATINGS | | | | | | | | | | | | | | | | | | | | | | | | | | | | | | | | | | | | | | | | | | | | | | | | | | | |
| ERA | | | | | | | | | | | | | W | | | | | | | | | | | | | BB | | | | | | | | | | | | | K | | | | | | | | | | | | |
| 75 | | | | | | | | | | | | | 2 | | | | | | | | | | | | | 22 | | | | | | | | | | | | | 25 | | | | | | | | | | | | |

| | | | | | | | | | | | | | | | | | | | | | | | | | | | | | | | | | | | | | | | | | | | | | | | | | | | |
|--|------|---|---|----|----|----|----|----|----|-----|----|------|--|------|---|---|----|----|----|----|----|----|-----|----|------|----|--|--|--|--|--|--|--|--|--|--|--|--|----|--|--|--|--|--|--|--|--|--|--|--|--|
| 653 | | | | | | | | | | | | | MIKE JAMES | | | | | | | | | | | | | P | | | | | | | | | | | | | | | | | | | | | | | | | |
| HT: 6'4" WT: 216 THROWS: RIGHT BATS: RIGHT | | | | | | | | | | | | | BORN: 8-15-1967, Fort Walton Beach, FL | | | | | | | | | | | | | | | | | | | | | | | | | | | | | | | | | | | | | | |
| 1997 ANAHEIM ANGELS PITCHING RECORD | | | | | | | | | | | | | | | | | | | | | | | | | | | | | | | | | | | | | | | | | | | | | | | | | | | |
| G | IP | W | L | R | ER | SO | BB | GS | CG | SHO | SV | ERA | G | IP | W | L | R | ER | SO | BB | GS | CG | SHO | SV | ERA | | | | | | | | | | | | | | | | | | | | | | | | | | |
| 6 | 29.2 | 2 | 2 | 27 | 25 | 25 | 22 | 6 | 0 | 0 | 0 | 7.58 | 58 | 62.2 | 5 | 5 | 32 | 30 | 57 | 28 | 0 | 0 | 0 | 7 | 4.31 | | | | | | | | | | | | | | | | | | | | | | | | | | |
| CARDBOARD BASEBALL RATINGS | | | | | | | | | | | | | | | | | | | | | | | | | | | | | | | | | | | | | | | | | | | | | | | | | | | |
| ERA | | | | | | | | | | | | | W | | | | | | | | | | | | | BB | | | | | | | | | | | | | K | | | | | | | | | | | | |
| 43 | | | | | | | | | | | | | 5 | | | | | | | | | | | | | 28 | | | | | | | | | | | | | 57 | | | | | | | | | | | | |

| | | | | | | | | | | | | | | | | | | | | | | | | | | | | | | | | | | | | | | | | | | | | | | | | | | | |
|---|------|---|---|----|----|----|----|----|----|-----|----|------|---------------------------------|------|---|---|----|----|----|----|----|----|-----|----|------|----|--|--|--|--|--|--|--|--|--|--|--|--|----|--|--|--|--|--|--|--|--|--|--|--|--|
| 650 | | | | | | | | | | | | | DANNY JACKSON | | | | | | | | | | | | | P | | | | | | | | | | | | | | | | | | | | | | | | | |
| HT: 6'0" WT: 205 THROWS: LEFT BATS: RIGHT | | | | | | | | | | | | | BORN: 1-5-1962, San Antonio, TX | | | | | | | | | | | | | | | | | | | | | | | | | | | | | | | | | | | | | | |
| 1997 SAN DIEGO PADRES PITCHING RECORD | | | | | | | | | | | | | | | | | | | | | | | | | | | | | | | | | | | | | | | | | | | | | | | | | | | |
| G | IP | W | L | R | ER | SO | BB | GS | CG | SHO | SV | ERA | G | IP | W | L | R | ER | SO | BB | GS | CG | SHO | SV | ERA | | | | | | | | | | | | | | | | | | | | | | | | | | |
| 17 | 67.2 | 2 | 9 | 64 | 57 | 32 | 28 | 13 | 0 | 0 | 0 | 7.58 | 12 | 25.1 | 2 | 1 | 11 | 10 | 17 | 13 | 0 | 0 | 0 | 0 | 3.60 | | | | | | | | | | | | | | | | | | | | | | | | | | |
| CARDBOARD BASEBALL RATINGS | | | | | | | | | | | | | | | | | | | | | | | | | | | | | | | | | | | | | | | | | | | | | | | | | | | |
| ERA | | | | | | | | | | | | | W | | | | | | | | | | | | | BB | | | | | | | | | | | | | K | | | | | | | | | | | | |
| 75 | | | | | | | | | | | | | 2 | | | | | | | | | | | | | 28 | | | | | | | | | | | | | 32 | | | | | | | | | | | | |

| | | | | | | | | | | | | | | | | | | | | | | | | | | | | | | | | | | | | | | | | | | | | | | | | | | | |
|--|------|---|---|----|----|----|----|----|----|-----|----|------|--------------------------------|------|---|---|----|----|----|----|----|----|-----|----|------|----|--|--|--|--|--|--|--|--|--|--|--|--|----|--|--|--|--|--|--|--|--|--|--|--|--|
| 654 | | | | | | | | | | | | | MARTY JANZEN | | | | | | | | | | | | | P | | | | | | | | | | | | | | | | | | | | | | | | | |
| HT: 6'3" WT: 197 THROWS: RIGHT BATS: RIGHT | | | | | | | | | | | | | BORN: 5-31-1973, Homestead, FL | | | | | | | | | | | | | | | | | | | | | | | | | | | | | | | | | | | | | | |
| 1997 TORONTO BLUE JAYS PITCHING RECORD | | | | | | | | | | | | | | | | | | | | | | | | | | | | | | | | | | | | | | | | | | | | | | | | | | | |
| G | IP | W | L | R | ER | SO | BB | GS | CG | SHO | SV | ERA | G | IP | W | L | R | ER | SO | BB | GS | CG | SHO | SV | ERA | | | | | | | | | | | | | | | | | | | | | | | | | | |
| 17 | 67.2 | 2 | 9 | 64 | 57 | 32 | 28 | 13 | 0 | 0 | 0 | 7.58 | 12 | 25.1 | 2 | 1 | 11 | 10 | 17 | 13 | 0 | 0 | 0 | 0 | 3.60 | | | | | | | | | | | | | | | | | | | | | | | | | | |
| CARDBOARD BASEBALL RATINGS | | | | | | | | | | | | | | | | | | | | | | | | | | | | | | | | | | | | | | | | | | | | | | | | | | | |
| ERA | | | | | | | | | | | | | W | | | | | | | | | | | | | BB | | | | | | | | | | | | | K | | | | | | | | | | | | |
| 36 | | | | | | | | | | | | | 2 | | | | | | | | | | | | | 13 | | | | | | | | | | | | | 17 | | | | | | | | | | | | |

| | | | | | | | | | | | | | | | | | | | | | | | | | | | | | | | | | | | | | | | | | | | | | | | | | | | |
|--|------|---|---|----|----|----|----|----|----|-----|----|------|-------------------------------|------|---|---|----|----|----|----|----|----|-----|----|------|----|--|--|--|--|--|--|--|--|--|--|--|--|----|--|--|--|--|--|--|--|--|--|--|--|--|
| 651 | | | | | | | | | | | | | MIKE JACKSON | | | | | | | | | | | | | P | | | | | | | | | | | | | | | | | | | | | | | | | |
| HT: 6'1" WT: 185 THROWS: RIGHT BATS: RIGHT | | | | | | | | | | | | | BORN: 12-22-1964, Houston, TX | | | | | | | | | | | | | | | | | | | | | | | | | | | | | | | | | | | | | | |
| 1997 CLEVELAND INDIANS PITCHING RECORD | | | | | | | | | | | | | | | | | | | | | | | | | | | | | | | | | | | | | | | | | | | | | | | | | | | |
| G | IP | W | L | R | ER | SO | BB | GS | CG | SHO | SV | ERA | G | IP | W | L | R | ER | SO | BB | GS | CG | SHO | SV | ERA | | | | | | | | | | | | | | | | | | | | | | | | | | |
| 71 | 75.1 | 2 | 5 | 33 | 27 | 74 | 29 | 0 | 0 | 0 | 15 | 3.24 | 32 | 68.1 | 0 | 4 | 62 | 58 | 48 | 29 | 5 | 0 | 0 | 1 | 7.68 | | | | | | | | | | | | | | | | | | | | | | | | | | |
| CARDBOARD BASEBALL RATINGS | | | | | | | | | | | | | | | | | | | | | | | | | | | | | | | | | | | | | | | | | | | | | | | | | | | |
| ERA | | | | | | | | | | | | | W | | | | | | | | | | | | | BB | | | | | | | | | | | | | K | | | | | | | | | | | | |
| 32 | | | | | | | | | | | | | 2 | | | | | | | | | | | | | 29 | | | | | | | | | | | | | 74 | | | | | | | | | | | | |

| | | | | | | | | | | | | | | | | | | | | | | | | | | | | | | | | | | | | | | | | | | | | | | | | | | | |
|---|------|---|---|----|----|----|----|----|----|-----|----|------|-------------------------------|------|---|---|----|----|----|----|----|----|-----|----|------|----|--|--|--|--|--|--|--|--|--|--|--|--|----|--|--|--|--|--|--|--|--|--|--|--|--|
| 655 | | | | | | | | | | | | | KEVIN JARVIS | | | | | | | | | | | | | P | | | | | | | | | | | | | | | | | | | | | | | | | |
| HT: 6'2" WT: 200 THROWS: RIGHT BATS: LEFT | | | | | | | | | | | | | BORN: 8-1-1969, Lexington, KY | | | | | | | | | | | | | | | | | | | | | | | | | | | | | | | | | | | | | | |
| 1997 DETROIT TIGERS PITCHING RECORD | | | | | | | | | | | | | | | | | | | | | | | | | | | | | | | | | | | | | | | | | | | | | | | | | | | |
| G | IP | W | L | R | ER | SO | BB | GS | CG | SHO | SV | ERA | G | IP | W | L | R | ER | SO | BB | GS | CG | SHO | SV | ERA | | | | | | | | | | | | | | | | | | | | | | | | | | |
| 71 | 75.1 | 2 | 5 | 33 | 27 | 74 | 29 | 0 | 0 | 0 | 15 | 3.24 | 32 | 68.1 | 0 | 4 | 62 | 58 | 48 | 29 | 5 | 0 | 0 | 1 | 7.68 | | | | | | | | | | | | | | | | | | | | | | | | | | |
| CARDBOARD BASEBALL RATINGS | | | | | | | | | | | | | | | | | | | | | | | | | | | | | | | | | | | | | | | | | | | | | | | | | | | |
| ERA | | | | | | | | | | | | | W | | | | | | | | | | | | | BB | | | | | | | | | | | | | K | | | | | | | | | | | | |
| 76 | | | | | | | | | | | | | 0 | | | | | | | | | | | | | 29 | | | | | | | | | | | | | 48 | | | | | | | | | | | | |

| | | | | | | | | | | | | | | | | | | | | | | | | | | | | | | | | | | | | | | | | | | | | | | | | | | | |
|--|------|---|---|----|----|----|----|----|----|-----|----|------|-----------------------------|------|---|---|----|----|----|----|----|----|-----|----|------|----|--|--|--|--|--|--|--|--|--|--|--|--|----|--|--|--|--|--|--|--|--|--|--|--|--|
| 652 | | | | | | | | | | | | | JASON JACOME | | | | | | | | | | | | | P | | | | | | | | | | | | | | | | | | | | | | | | | |
| HT: 6'1" WT: 155 THROWS: LEFT BATS: LEFT | | | | | | | | | | | | | BORN: 11-24-1970, Tulsa, OK | | | | | | | | | | | | | | | | | | | | | | | | | | | | | | | | | | | | | | |
| 1997 CLEVELAND INDIANS PITCHING RECORD | | | | | | | | | | | | | | | | | | | | | | | | | | | | | | | | | | | | | | | | | | | | | | | | | | | |
| G | IP | W | L | R | ER | SO | BB | GS | CG | SHO | SV | ERA | G | IP | W | L | R | ER | SO | BB | GS | CG | SHO | SV | ERA | | | | | | | | | | | | | | | | | | | | | | | | | | |
| 28 | 49.1 | 2 | 0 | 33 | 32 | 27 | 20 | 4 | 0 | 0 | 0 | 5.84 | 38 | 45.2 | 4 | 1 | 28 | 23 | 43 | 31 | 0 | 0 | 0 | 2 | 4.53 | | | | | | | | | | | | | | | | | | | | | | | | | | |
| CARDBOARD BASEBALL RATINGS | | | | | | | | | | | | | | | | | | | | | | | | | | | | | | | | | | | | | | | | | | | | | | | | | | | |
| ERA | | | | | | | | | | | | | W | | | | | | | | | | | | | BB | | | | | | | | | | | | | K | | | | | | | | | | | | |
| 58 | | | | | | | | | | | | | 2 | | | | | | | | | | | | | 20 | | | | | | | | | | | | | 27 | | | | | | | | | | | | |

| | | | | | | | | | | | | | | | | | | | | | | | | | | | | | | | | | | | | | | | | | | | | | | | | | | | |
|--|------|---|---|----|----|----|----|----|----|-----|----|------|-----------------------------------|------|---|---|----|----|----|----|----|----|-----|----|------|----|--|--|--|--|--|--|--|--|--|--|--|--|----|--|--|--|--|--|--|--|--|--|--|--|--|
| 656 | | | | | | | | | | | | | DANE JOHNSON | | | | | | | | | | | | | P | | | | | | | | | | | | | | | | | | | | | | | | | |
| HT: 6'5" WT: 205 THROWS: RIGHT BATS: RIGHT | | | | | | | | | | | | | BORN: 2-10-1963, Coral Gables, FL | | | | | | | | | | | | | | | | | | | | | | | | | | | | | | | | | | | | | | |
| 1997 OAKLAND ATHLETICS PITCHING RECORD | | | | | | | | | | | | | | | | | | | | | | | | | | | | | | | | | | | | | | | | | | | | | | | | | | | |
| G | IP | W | L | R | ER | SO | BB | GS | CG | SHO | SV | ERA | G | IP | W | L | R | ER | SO | BB | GS | CG | SHO | SV | ERA | | | | | | | | | | | | | | | | | | | | | | | | | | |
| 38 | 45.2 | 4 | 1 | 28 | 23 | 43 | 31 | 0 | 0 | 0 | 2 | 4.53 | 38 | 45.2 | 4 | 1 | 28 | 23 | 43 | 31 | 0 | 0 | 0 | 2 | 4.53 | | | | | | | | | | | | | | | | | | | | | | | | | | |
| CARDBOARD BASEBALL RATINGS | | | | | | | | | | | | | | | | | | | | | | | | | | | | | | | | | | | | | | | | | | | | | | | | | | | |
| ERA | | | | | | | | | | | | | W | | | | | | | | | | | | | BB | | | | | | | | | | | | | K | | | | | | | | | | | | |
| 45 | | | | | | | | | | | | | 4 | | | | | | | | | | | | | 31 | | | | | | | | | | | | | 43 | | | | | | | | | | | | |

| | | | | | | | | | | | | | | | | | | | | | | | | | | | | | | | | | | | | | | | | | | | | | | | | | | | |
|---|------|---|---|----|----|----|----|----|----|-----|----|------|------------------------------------|------|---|---|----|----|----|----|----|----|-----|----|------|----|--|--|--|--|--|--|--|--|--|--|--|--|----|--|--|--|--|--|--|--|--|--|--|--|--|
| 657 | | | | | | | | | | | | | MIKE JOHNSON | | | | | | | | | | | | | P | | | | | | | | | | | | | | | | | | | | | | | | | |
| HT: 6'2" WT: 175 THROWS: RIGHT BATS: LEFT | | | | | | | | | | | | | BORN: 10-3-1975, Edmonton, AB, CAN | | | | | | | | | | | | | | | | | | | | | | | | | | | | | | | | | | | | | | |
| 1997 MONTREAL EXPOS PITCHING RECORD | | | | | | | | | | | | | | | | | | | | | | | | | | | | | | | | | | | | | | | | | | | | | | | | | | | |
| G | IP | W | L | R | ER | SO | BB | GS | CG | SHO | SV | ERA | G | IP | W | L | R | ER | SO | BB | GS | CG | SHO | SV | ERA | | | | | | | | | | | | | | | | | | | | | | | | | | |
| 25 | 89.2 | 2 | 6 | 70 | 68 | 57 | 37 | 16 | 0 | 0 | 2 | 6.83 | 68 | 70.1 | 5 | 4 | 29 | 24 | 70 | 35 | 0 | 0 | 0 | 31 | 3.09 | | | | | | | | | | | | | | | | | | | | | | | | | | |
| CARDBOARD BASEBALL RATINGS | | | | | | | | | | | | | | | | | | | | | | | | | | | | | | | | | | | | | | | | | | | | | | | | | | | |
| ERA | | | | | | | | | | | | | W | | | | | | | | | | | | | BB | | | | | | | | | | | | | K | | | | | | | | | | | | |
| 68 | | | | | | | | | | | | | 2 | | | | | | | | | | | | | 37 | | | | | | | | | | | | | 57 | | | | | | | | | | | | |

| | | | | | | | | | | | | | | | | | | | | | | | | | | | | | | | | | | | | | | | | | | | | | | | | | | | |
|---|------|---|---|----|----|----|----|----|----|-----|----|------|-------------------------------|----|---|---|---|----|----|----|----|----|-----|----|-----|----|--|--|--|--|--|--|--|--|--|--|--|--|----|--|--|--|--|--|--|--|--|--|--|--|--|
| 661 | | | | | | | | | | | | | TODD JONES | | | | | | | | | | | | | P | | | | | | | | | | | | | | | | | | | | | | | | | |
| HT: 6'3" WT: 200 THROWS: RIGHT BATS: LEFT | | | | | | | | | | | | | BORN: 4-24-1968, Marietta, GA | | | | | | | | | | | | | | | | | | | | | | | | | | | | | | | | | | | | | | |
| 1997 DETROIT TIGERS PITCHING RECORD | | | | | | | | | | | | | | | | | | | | | | | | | | | | | | | | | | | | | | | | | | | | | | | | | | | |
| G | IP | W | L | R | ER | SO | BB | GS | CG | SHO | SV | ERA | G | IP | W | L | R | ER | SO | BB | GS | CG | SHO | SV | ERA | | | | | | | | | | | | | | | | | | | | | | | | | | |
| 68 | 70.1 | 5 | 4 | 29 | 24 | 70 | 35 | 0 | 0 | 0 | 31 | 3.09 | | | | | | | | | | | | | | | | | | | | | | | | | | | | | | | | | | | | | | | |
| CARDBOARD BASEBALL RATINGS | | | | | | | | | | | | | | | | | | | | | | | | | | | | | | | | | | | | | | | | | | | | | | | | | | | |
| ERA | | | | | | | | | | | | | W | | | | | | | | | | | | | BB | | | | | | | | | | | | | K | | | | | | | | | | | | |
| 30 | | | | | | | | | | | | | 5 | | | | | | | | | | | | | 35 | | | | | | | | | | | | | 70 | | | | | | | | | | | | |

| | | | | | | | | | | | | | | | | | | | | | | | | | | | | | | | | | | | | | | | | | | | | | | | | | | | |
|--|-------|----|---|----|----|-----|----|----|----|-----|----|------|-----------------------------------|------|---|---|----|----|----|----|----|----|-----|----|------|----|--|--|--|--|--|--|--|--|--|--|--|--|-----|--|--|--|--|--|--|--|--|--|--|--|--|
| 658 | | | | | | | | | | | | | RANDY JOHNSON | | | | | | | | | | | | | P | | | | | | | | | | | | | | | | | | | | | | | | | |
| HT: 6'10" WT: 225 THROWS: LEFT BATS: RIGHT | | | | | | | | | | | | | BORN: 9-10-1963, Walnut Creek, CA | | | | | | | | | | | | | | | | | | | | | | | | | | | | | | | | | | | | | | |
| 1997 SEATTLE MARINERS PITCHING RECORD | | | | | | | | | | | | | | | | | | | | | | | | | | | | | | | | | | | | | | | | | | | | | | | | | | | |
| G | IP | W | L | R | ER | SO | BB | GS | CG | SHO | SV | ERA | G | IP | W | L | R | ER | SO | BB | GS | CG | SHO | SV | ERA | | | | | | | | | | | | | | | | | | | | | | | | | | |
| 30 | 213.1 | 20 | 4 | 60 | 54 | 291 | 77 | 29 | 5 | 2 | 0 | 2.28 | 22 | 27.1 | 1 | 2 | 17 | 16 | 19 | 15 | 0 | 0 | 0 | 0 | 5.33 | | | | | | | | | | | | | | | | | | | | | | | | | | |
| CARDBOARD BASEBALL RATINGS | | | | | | | | | | | | | | | | | | | | | | | | | | | | | | | | | | | | | | | | | | | | | | | | | | | |
| ERA | | | | | | | | | | | | | W | | | | | | | | | | | | | BB | | | | | | | | | | | | | K | | | | | | | | | | | | |
| 22 | | | | | | | | | | | | | 20 | | | | | | | | | | | | | 77 | | | | | | | | | | | | | 291 | | | | | | | | | | | | |

| | | | | | | | | | | | | | | | | | | | | | | | | | | | | | | | | | | | | | | | | | | | | | | | | | | | |
|--|------|---|---|----|----|----|----|----|----|-----|----|------|------------------------------------|----|---|---|---|----|----|----|----|----|-----|----|-----|----|--|--|--|--|--|--|--|--|--|--|--|--|----|--|--|--|--|--|--|--|--|--|--|--|--|
| 662 | | | | | | | | | | | | | RICARDO JORDAN | | | | | | | | | | | | | P | | | | | | | | | | | | | | | | | | | | | | | | | |
| HT: 6'0" WT: 175 THROWS: LEFT BATS: LEFT | | | | | | | | | | | | | BORN: 6-27-1970, Boynton Beach, FL | | | | | | | | | | | | | | | | | | | | | | | | | | | | | | | | | | | | | | |
| 1997 NEW YORK METS PITCHING RECORD | | | | | | | | | | | | | | | | | | | | | | | | | | | | | | | | | | | | | | | | | | | | | | | | | | | |
| G | IP | W | L | R | ER | SO | BB | GS | CG | SHO | SV | ERA | G | IP | W | L | R | ER | SO | BB | GS | CG | SHO | SV | ERA | | | | | | | | | | | | | | | | | | | | | | | | | | |
| 22 | 27.1 | 1 | 2 | 17 | 16 | 19 | 15 | 0 | 0 | 0 | 0 | 5.33 | | | | | | | | | | | | | | | | | | | | | | | | | | | | | | | | | | | | | | | |
| CARDBOARD BASEBALL RATINGS | | | | | | | | | | | | | | | | | | | | | | | | | | | | | | | | | | | | | | | | | | | | | | | | | | | |
| ERA | | | | | | | | | | | | | W | | | | | | | | | | | | | BB | | | | | | | | | | | | | K | | | | | | | | | | | | |
| 53 | | | | | | | | | | | | | 1 | | | | | | | | | | | | | 15 | | | | | | | | | | | | | 19 | | | | | | | | | | | | |

| | | | | | | | | | | | | | | | | | | | | | | | | | | | | | | | | | | | | | | | | | | | | | | | | | | | |
|--|-------|----|---|----|----|-----|----|----|----|-----|----|------|-----------------------------|-------|----|---|----|----|-----|----|----|----|-----|----|------|----|--|--|--|--|--|--|--|--|--|--|--|--|-----|--|--|--|--|--|--|--|--|--|--|--|--|
| 659 | | | | | | | | | | | | | BOBBY JONES | | | | | | | | | | | | | P | | | | | | | | | | | | | | | | | | | | | | | | | |
| HT: 6'4" WT: 210 THROWS: RIGHT BATS: RIGHT | | | | | | | | | | | | | BORN: 2-10-1970, Fresno, CA | | | | | | | | | | | | | | | | | | | | | | | | | | | | | | | | | | | | | | |
| 1997 NEW YORK METS PITCHING RECORD | | | | | | | | | | | | | | | | | | | | | | | | | | | | | | | | | | | | | | | | | | | | | | | | | | | |
| G | IP | W | L | R | ER | SO | BB | GS | CG | SHO | SV | ERA | G | IP | W | L | R | ER | SO | BB | GS | CG | SHO | SV | ERA | | | | | | | | | | | | | | | | | | | | | | | | | | |
| 30 | 193.1 | 15 | 9 | 88 | 78 | 125 | 63 | 30 | 2 | 1 | 0 | 3.63 | 30 | 161.1 | 11 | 6 | 85 | 80 | 136 | 72 | 27 | 3 | 0 | 0 | 4.46 | | | | | | | | | | | | | | | | | | | | | | | | | | |
| CARDBOARD BASEBALL RATINGS | | | | | | | | | | | | | | | | | | | | | | | | | | | | | | | | | | | | | | | | | | | | | | | | | | | |
| ERA | | | | | | | | | | | | | W | | | | | | | | | | | | | BB | | | | | | | | | | | | | K | | | | | | | | | | | | |
| 36 | | | | | | | | | | | | | 15 | | | | | | | | | | | | | 63 | | | | | | | | | | | | | 125 | | | | | | | | | | | | |

| | | | | | | | | | | | | | | | | | | | | | | | | | | | | | | | | | | | | | | | | | | | | | | | | | | | |
|--|-------|----|---|----|----|-----|----|----|----|-----|----|------|----------------------------|----|---|---|---|----|----|----|----|----|-----|----|-----|----|--|--|--|--|--|--|--|--|--|--|--|--|-----|--|--|--|--|--|--|--|--|--|--|--|--|
| 663 | | | | | | | | | | | | | JEFF JUDEN | | | | | | | | | | | | | P | | | | | | | | | | | | | | | | | | | | | | | | | |
| HT: 6'7" WT: 245 THROWS: RIGHT BATS: RIGHT | | | | | | | | | | | | | BORN: 1-19-1971, Salem, MA | | | | | | | | | | | | | | | | | | | | | | | | | | | | | | | | | | | | | | |
| 1997 CLEVELAND INDIANS PITCHING RECORD | | | | | | | | | | | | | | | | | | | | | | | | | | | | | | | | | | | | | | | | | | | | | | | | | | | |
| G | IP | W | L | R | ER | SO | BB | GS | CG | SHO | SV | ERA | G | IP | W | L | R | ER | SO | BB | GS | CG | SHO | SV | ERA | | | | | | | | | | | | | | | | | | | | | | | | | | |
| 30 | 161.1 | 11 | 6 | 85 | 80 | 136 | 72 | 27 | 3 | 0 | 0 | 4.46 | | | | | | | | | | | | | | | | | | | | | | | | | | | | | | | | | | | | | | | |
| CARDBOARD BASEBALL RATINGS | | | | | | | | | | | | | | | | | | | | | | | | | | | | | | | | | | | | | | | | | | | | | | | | | | | |
| ERA | | | | | | | | | | | | | W | | | | | | | | | | | | | BB | | | | | | | | | | | | | K | | | | | | | | | | | | |
| 44 | | | | | | | | | | | | | 11 | | | | | | | | | | | | | 72 | | | | | | | | | | | | | 136 | | | | | | | | | | | | |

| | | | | | | | | | | | | | | | | | | | | | | | | | | | | | | | | | | | | | | | | | | | | | | | | | | | |
|--|------|---|---|----|----|----|----|----|----|-----|----|------|------------------------------|-------|----|---|----|----|-----|----|----|----|-----|----|------|----|--|--|--|--|--|--|--|--|--|--|--|--|----|--|--|--|--|--|--|--|--|--|--|--|--|
| 660 | | | | | | | | | | | | | DOUG JONES | | | | | | | | | | | | | P | | | | | | | | | | | | | | | | | | | | | | | | | |
| HT: 6'3" WT: 195 THROWS: RIGHT BATS: RIGHT | | | | | | | | | | | | | BORN: 6-24-1957, Lebanon, IN | | | | | | | | | | | | | | | | | | | | | | | | | | | | | | | | | | | | | | |
| 1997 MILWAUKEE BREWERS PITCHING RECORD | | | | | | | | | | | | | | | | | | | | | | | | | | | | | | | | | | | | | | | | | | | | | | | | | | | |
| G | IP | W | L | R | ER | SO | BB | GS | CG | SHO | SV | ERA | G | IP | W | L | R | ER | SO | BB | GS | CG | SHO | SV | ERA | | | | | | | | | | | | | | | | | | | | | | | | | | |
| 75 | 80.1 | 6 | 6 | 20 | 18 | 82 | 9 | 0 | 0 | 0 | 36 | 2.02 | 30 | 179.1 | 10 | 6 | 83 | 80 | 109 | 67 | 30 | 0 | 0 | 0 | 4.01 | | | | | | | | | | | | | | | | | | | | | | | | | | |
| CARDBOARD BASEBALL RATINGS | | | | | | | | | | | | | | | | | | | | | | | | | | | | | | | | | | | | | | | | | | | | | | | | | | | |
| ERA | | | | | | | | | | | | | W | | | | | | | | | | | | | BB | | | | | | | | | | | | | K | | | | | | | | | | | | |
| 20 | | | | | | | | | | | | | 6 | | | | | | | | | | | | | 9 | | | | | | | | | | | | | 82 | | | | | | | | | | | | |

| | | | | | | | | | | | | | | | | | | | | | | | | | | | | | | | | | | | | | | | | | | | | | | | | | | | |
|--|-------|----|---|----|----|-----|----|----|----|-----|----|------|------------------------------------|----|---|---|---|----|----|----|----|----|-----|----|-----|----|--|--|--|--|--|--|--|--|--|--|--|--|-----|--|--|--|--|--|--|--|--|--|--|--|--|
| 664 | | | | | | | | | | | | | SCOTT KAMIENIECKI | | | | | | | | | | | | | P | | | | | | | | | | | | | | | | | | | | | | | | | |
| HT: 6'0" WT: 195 THROWS: RIGHT BATS: RIGHT | | | | | | | | | | | | | BORN: 4-19-1964, Mount Clemens, MI | | | | | | | | | | | | | | | | | | | | | | | | | | | | | | | | | | | | | | |
| 1997 BALTIMORE ORIOLES PITCHING RECORD | | | | | | | | | | | | | | | | | | | | | | | | | | | | | | | | | | | | | | | | | | | | | | | | | | | |
| G | IP | W | L | R | ER | SO | BB | GS | CG | SHO | SV | ERA | G | IP | W | L | R | ER | SO | BB | GS | CG | SHO | SV | ERA | | | | | | | | | | | | | | | | | | | | | | | | | | |
| 30 | 179.1 | 10 | 6 | 83 | 80 | 109 | 67 | 30 | 0 | 0 | 0 | 4.01 | | | | | | | | | | | | | | | | | | | | | | | | | | | | | | | | | | | | | | | |
| CARDBOARD BASEBALL RATINGS | | | | | | | | | | | | | | | | | | | | | | | | | | | | | | | | | | | | | | | | | | | | | | | | | | | |
| ERA | | | | | | | | | | | | | W | | | | | | | | | | | | | BB | | | | | | | | | | | | | K | | | | | | | | | | | | |
| 40 | | | | | | | | | | | | | 10 | | | | | | | | | | | | | 67 | | | | | | | | | | | | | 109 | | | | | | | | | | | | |

| <div>665</div> <div>MATT KARCHNER</div> <div>P</div> <div>HT: 6'4" WT: 245 THROWS: RIGHT BATS: RIGHT</div> <div>BORN: 6-28-1967, Berwick, PA</div> <div>1997 CHICAGO WHITE SOX PITCHING RECORD</div> <table><tr><th>G</th><th>IP</th><th>W</th><th>L</th><th>R</th><th>ER</th><th>SO</th><th>BB</th><th>GS</th><th>CG</th><th>SHO</th><th>SV</th><th>ERA</th></tr><tr><td>52</td><td>52.2</td><td>3</td><td>1</td><td>18</td><td>17</td><td>30</td><td>26</td><td>0</td><td>0</td><td>0</td><td>15</td><td>2.91</td></tr></table> <div>CARDBOARD BASEBALL RATINGS</div> <table><tr><td>ERA</td><td>W</td><td>BB</td><td>K</td></tr><tr><td>29</td><td>3</td><td>26</td><td>30</td></tr></table> | | | | | | | | | | | | | G | IP | W | L | R | ER | SO | BB | GS | CG | SHO | SV | ERA | 52 | 52.2 | 3 | 1 | 18 | 17 | 30 | 26 | 0 | 0 | 0 | 15 | 2.91 | ERA | W | BB | K | 29 | 3 | 26 | 30 | <div>669</div> <div>GREG KEAGLE</div> <div>P</div> <div>HT: 6'1" WT: 185 THROWS: RIGHT BATS: RIGHT</div> <div>BORN: 6-28-1971, Corning, NY</div> <div>1997 DETROIT TIGERS PITCHING RECORD</div> <table><tr><th>G</th><th>IP</th><th>W</th><th>L</th><th>R</th><th>ER</th><th>SO</th><th>BB</th><th>GS</th><th>CG</th><th>SHO</th><th>SV</th><th>ERA</th></tr><tr><td>11</td><td>45.1</td><td>3</td><td>5</td><td>33</td><td>33</td><td>33</td><td>18</td><td>10</td><td>0</td><td>0</td><td>0</td><td>6.55</td></tr></table> <div>CARDBOARD BASEBALL RATINGS</div> <table><tr><td>ERA</td><td>W</td><td>BB</td><td>K</td></tr><tr><td>65</td><td>3</td><td>18</td><td>33</td></tr></table> | | | | | | | | | | | | | G | IP | W | L | R | ER | SO | BB | GS | CG | SHO | SV | ERA | 11 | 45.1 | 3 | 5 | 33 | 33 | 33 | 18 | 10 | 0 | 0 | 0 | 6.55 | ERA | W | BB | K | 65 | 3 | 18 | 33 |
|---|-------|----|-----|-----|----|-----|----|----|----|-----|----|------|---|----|---|---|---|----|----|----|----|----|-----|----|-----|----|-------|----|----|-----|----|-----|----|----|---|---|----|------|-----|---|----|---|----|----|----|-----|--|--|--|--|--|--|--|--|--|--|--|--|--|---|----|---|---|---|----|----|----|----|----|-----|----|-----|----|-------|----|----|----|----|-----|----|----|---|---|---|------|-----|---|----|---|----|----|----|-----|
| G | IP | W | L | R | ER | SO | BB | GS | CG | SHO | SV | ERA | | | | | | | | | | | | | | | | | | | | | | | | | | | | | | | | | | | | | | | | | | | | | | | | | | | | | | | | | | | | | | | | | | | | | | | | | | | | | | | | | |
| 52 | 52.2 | 3 | 1 | 18 | 17 | 30 | 26 | 0 | 0 | 0 | 15 | 2.91 | | | | | | | | | | | | | | | | | | | | | | | | | | | | | | | | | | | | | | | | | | | | | | | | | | | | | | | | | | | | | | | | | | | | | | | | | | | | | | | | | |
| ERA | W | BB | K | | | | | | | | | | | | | | | | | | | | | | | | | | | | | | | | | | | | | | | | | | | | | | | | | | | | | | | | | | | | | | | | | | | | | | | | | | | | | | | | | | | | | | | | | | |
| 29 | 3 | 26 | 30 | | | | | | | | | | | | | | | | | | | | | | | | | | | | | | | | | | | | | | | | | | | | | | | | | | | | | | | | | | | | | | | | | | | | | | | | | | | | | | | | | | | | | | | | | | |
| G | IP | W | L | R | ER | SO | BB | GS | CG | SHO | SV | ERA | | | | | | | | | | | | | | | | | | | | | | | | | | | | | | | | | | | | | | | | | | | | | | | | | | | | | | | | | | | | | | | | | | | | | | | | | | | | | | | | | |
| 11 | 45.1 | 3 | 5 | 33 | 33 | 33 | 18 | 10 | 0 | 0 | 0 | 6.55 | | | | | | | | | | | | | | | | | | | | | | | | | | | | | | | | | | | | | | | | | | | | | | | | | | | | | | | | | | | | | | | | | | | | | | | | | | | | | | | | | |
| ERA | W | BB | K | | | | | | | | | | | | | | | | | | | | | | | | | | | | | | | | | | | | | | | | | | | | | | | | | | | | | | | | | | | | | | | | | | | | | | | | | | | | | | | | | | | | | | | | | | |
| 65 | 3 | 18 | 33 | | | | | | | | | | | | | | | | | | | | | | | | | | | | | | | | | | | | | | | | | | | | | | | | | | | | | | | | | | | | | | | | | | | | | | | | | | | | | | | | | | | | | | | | | | |
| <div>666</div> <div>SCOTT KARL</div> <div>P</div> <div>HT: 6'2" WT: 195 THROWS: LEFT BATS: LEFT</div> <div>BORN: 8-9-1971, Fontana, CA</div> <div>1997 MILWAUKEE BREWERS PITCHING RECORD</div> <table><tr><th>G</th><th>IP</th><th>W</th><th>L</th><th>R</th><th>ER</th><th>SO</th><th>BB</th><th>GS</th><th>CG</th><th>SHO</th><th>SV</th><th>ERA</th></tr><tr><td>32</td><td>193.1</td><td>10</td><td>13</td><td>103</td><td>96</td><td>119</td><td>67</td><td>32</td><td>1</td><td>0</td><td>0</td><td>4.47</td></tr></table> <div>CARDBOARD BASEBALL RATINGS</div> <table><tr><td>ERA</td><td>W</td><td>BB</td><td>K</td></tr><tr><td>44</td><td>10</td><td>67</td><td>119</td></tr></table> | | | | | | | | | | | | | G | IP | W | L | R | ER | SO | BB | GS | CG | SHO | SV | ERA | 32 | 193.1 | 10 | 13 | 103 | 96 | 119 | 67 | 32 | 1 | 0 | 0 | 4.47 | ERA | W | BB | K | 44 | 10 | 67 | 119 | <div>670</div> <div>JIMMY KEY</div> <div>P</div> <div>HT: 6'1" WT: 185 THROWS: LEFT BATS: RIGHT</div> <div>BORN: 4-22-1961, Huntsville, AL</div> <div>1997 BALTIMORE ORIOLES PITCHING RECORD</div> <table><tr><th>G</th><th>IP</th><th>W</th><th>L</th><th>R</th><th>ER</th><th>SO</th><th>BB</th><th>GS</th><th>CG</th><th>SHO</th><th>SV</th><th>ERA</th></tr><tr><td>34</td><td>212.1</td><td>16</td><td>10</td><td>90</td><td>81</td><td>141</td><td>82</td><td>34</td><td>1</td><td>1</td><td>0</td><td>3.43</td></tr></table> <div>CARDBOARD BASEBALL RATINGS</div> <table><tr><td>ERA</td><td>W</td><td>BB</td><td>K</td></tr><tr><td>34</td><td>16</td><td>82</td><td>141</td></tr></table> | | | | | | | | | | | | | G | IP | W | L | R | ER | SO | BB | GS | CG | SHO | SV | ERA | 34 | 212.1 | 16 | 10 | 90 | 81 | 141 | 82 | 34 | 1 | 1 | 0 | 3.43 | ERA | W | BB | K | 34 | 16 | 82 | 141 |
| G | IP | W | L | R | ER | SO | BB | GS | CG | SHO | SV | ERA | | | | | | | | | | | | | | | | | | | | | | | | | | | | | | | | | | | | | | | | | | | | | | | | | | | | | | | | | | | | | | | | | | | | | | | | | | | | | | | | | |
| 32 | 193.1 | 10 | 13 | 103 | 96 | 119 | 67 | 32 | 1 | 0 | 0 | 4.47 | | | | | | | | | | | | | | | | | | | | | | | | | | | | | | | | | | | | | | | | | | | | | | | | | | | | | | | | | | | | | | | | | | | | | | | | | | | | | | | | | |
| ERA | W | BB | K | | | | | | | | | | | | | | | | | | | | | | | | | | | | | | | | | | | | | | | | | | | | | | | | | | | | | | | | | | | | | | | | | | | | | | | | | | | | | | | | | | | | | | | | | | |
| 44 | 10 | 67 | 119 | | | | | | | | | | | | | | | | | | | | | | | | | | | | | | | | | | | | | | | | | | | | | | | | | | | | | | | | | | | | | | | | | | | | | | | | | | | | | | | | | | | | | | | | | | |
| G | IP | W | L | R | ER | SO | BB | GS | CG | SHO | SV | ERA | | | | | | | | | | | | | | | | | | | | | | | | | | | | | | | | | | | | | | | | | | | | | | | | | | | | | | | | | | | | | | | | | | | | | | | | | | | | | | | | | |
| 34 | 212.1 | 16 | 10 | 90 | 81 | 141 | 82 | 34 | 1 | 1 | 0 | 3.43 | | | | | | | | | | | | | | | | | | | | | | | | | | | | | | | | | | | | | | | | | | | | | | | | | | | | | | | | | | | | | | | | | | | | | | | | | | | | | | | | | |
| ERA | W | BB | K | | | | | | | | | | | | | | | | | | | | | | | | | | | | | | | | | | | | | | | | | | | | | | | | | | | | | | | | | | | | | | | | | | | | | | | | | | | | | | | | | | | | | | | | | | |
| 34 | 16 | 82 | 141 | | | | | | | | | | | | | | | | | | | | | | | | | | | | | | | | | | | | | | | | | | | | | | | | | | | | | | | | | | | | | | | | | | | | | | | | | | | | | | | | | | | | | | | | | | |
| <div>667</div> <div>STEVE KARSAY</div> <div>P</div> <div>HT: 6'3" WT: 210 THROWS: RIGHT BATS: RIGHT</div> <div>BORN: 3-24-1972, Flushing, NY</div> <div>1997 OAKLAND ATHLETICS PITCHING RECORD</div> <table><tr><th>G</th><th>IP</th><th>W</th><th>L</th><th>R</th><th>ER</th><th>SO</th><th>BB</th><th>GS</th><th>CG</th><th>SHO</th><th>SV</th><th>ERA</th></tr><tr><td>24</td><td>132.2</td><td>3</td><td>12</td><td>92</td><td>85</td><td>92</td><td>47</td><td>24</td><td>0</td><td>0</td><td>0</td><td>5.77</td></tr></table> <div>CARDBOARD BASEBALL RATINGS</div> <table><tr><td>ERA</td><td>W</td><td>BB</td><td>K</td></tr><tr><td>57</td><td>3</td><td>47</td><td>92</td></tr></table> | | | | | | | | | | | | | G | IP | W | L | R | ER | SO | BB | GS | CG | SHO | SV | ERA | 24 | 132.2 | 3 | 12 | 92 | 85 | 92 | 47 | 24 | 0 | 0 | 0 | 5.77 | ERA | W | BB | K | 57 | 3 | 47 | 92 | <div>671</div> <div>DARRYL KILE</div> <div>P</div> <div>HT: 6'5" WT: 185 THROWS: RIGHT BATS: RIGHT</div> <div>BORN: 12-2-1968, Garden Grove, CA</div> <div>1997 HOUSTON ASTROS PITCHING RECORD</div> <table><tr><th>G</th><th>IP</th><th>W</th><th>L</th><th>R</th><th>ER</th><th>SO</th><th>BB</th><th>GS</th><th>CG</th><th>SHO</th><th>SV</th><th>ERA</th></tr><tr><td>34</td><td>255.2</td><td>19</td><td>7</td><td>87</td><td>73</td><td>205</td><td>94</td><td>34</td><td>6</td><td>4</td><td>0</td><td>2.57</td></tr></table> <div>CARDBOARD BASEBALL RATINGS</div> <table><tr><td>ERA</td><td>W</td><td>BB</td><td>K</td></tr><tr><td>25</td><td>19</td><td>94</td><td>205</td></tr></table> | | | | | | | | | | | | | G | IP | W | L | R | ER | SO | BB | GS | CG | SHO | SV | ERA | 34 | 255.2 | 19 | 7 | 87 | 73 | 205 | 94 | 34 | 6 | 4 | 0 | 2.57 | ERA | W | BB | K | 25 | 19 | 94 | 205 |
| G | IP | W | L | R | ER | SO | BB | GS | CG | SHO | SV | ERA | | | | | | | | | | | | | | | | | | | | | | | | | | | | | | | | | | | | | | | | | | | | | | | | | | | | | | | | | | | | | | | | | | | | | | | | | | | | | | | | | |
| 24 | 132.2 | 3 | 12 | 92 | 85 | 92 | 47 | 24 | 0 | 0 | 0 | 5.77 | | | | | | | | | | | | | | | | | | | | | | | | | | | | | | | | | | | | | | | | | | | | | | | | | | | | | | | | | | | | | | | | | | | | | | | | | | | | | | | | | |
| ERA | W | BB | K | | | | | | | | | | | | | | | | | | | | | | | | | | | | | | | | | | | | | | | | | | | | | | | | | | | | | | | | | | | | | | | | | | | | | | | | | | | | | | | | | | | | | | | | | | |
| 57 | 3 | 47 | 92 | | | | | | | | | | | | | | | | | | | | | | | | | | | | | | | | | | | | | | | | | | | | | | | | | | | | | | | | | | | | | | | | | | | | | | | | | | | | | | | | | | | | | | | | | | |
| G | IP | W | L | R | ER | SO | BB | GS | CG | SHO | SV | ERA | | | | | | | | | | | | | | | | | | | | | | | | | | | | | | | | | | | | | | | | | | | | | | | | | | | | | | | | | | | | | | | | | | | | | | | | | | | | | | | | | |
| 34 | 255.2 | 19 | 7 | 87 | 73 | 205 | 94 | 34 | 6 | 4 | 0 | 2.57 | | | | | | | | | | | | | | | | | | | | | | | | | | | | | | | | | | | | | | | | | | | | | | | | | | | | | | | | | | | | | | | | | | | | | | | | | | | | | | | | | |
| ERA | W | BB | K | | | | | | | | | | | | | | | | | | | | | | | | | | | | | | | | | | | | | | | | | | | | | | | | | | | | | | | | | | | | | | | | | | | | | | | | | | | | | | | | | | | | | | | | | | |
| 25 | 19 | 94 | 205 | | | | | | | | | | | | | | | | | | | | | | | | | | | | | | | | | | | | | | | | | | | | | | | | | | | | | | | | | | | | | | | | | | | | | | | | | | | | | | | | | | | | | | | | | | |
| <div>668</div> <div>TAKASHI KASHIWADA</div> <div>P</div> <div>HT: 5'11" WT: 165 THROWS: LEFT BATS: LEFT</div> <div>BORN: 5-14-1971, Tokyo, Japan</div> <div>1997 NEW YORK METS PITCHING RECORD</div> <table><tr><th>G</th><th>IP</th><th>W</th><th>L</th><th>R</th><th>ER</th><th>SO</th><th>BB</th><th>GS</th><th>CG</th><th>SHO</th><th>SV</th><th>ERA</th></tr><tr><td>35</td><td>31.1</td><td>3</td><td>1</td><td>15</td><td>15</td><td>19</td><td>18</td><td>0</td><td>0</td><td>0</td><td>0</td><td>4.31</td></tr></table> <div>CARDBOARD BASEBALL RATINGS</div> <table><tr><td>ERA</td><td>W</td><td>BB</td><td>K</td></tr><tr><td>43</td><td>3</td><td>18</td><td>19</td></tr></table> | | | | | | | | | | | | | G | IP | W | L | R | ER | SO | BB | GS | CG | SHO | SV | ERA | 35 | 31.1 | 3 | 1 | 15 | 15 | 19 | 18 | 0 | 0 | 0 | 0 | 4.31 | ERA | W | BB | K | 43 | 3 | 18 | 19 | <div>672</div> <div>CURTIS KING</div> <div>P</div> <div>HT: 6'5" WT: 200 THROWS: RIGHT BATS: RIGHT</div> <div>BORN: 10-25-1970, Norristown, PA</div> <div>1997 ST. LOUIS CARDINALS PITCHING RECORD</div> <table><tr><th>G</th><th>IP</th><th>W</th><th>L</th><th>R</th><th>ER</th><th>SO</th><th>BB</th><th>GS</th><th>CG</th><th>SHO</th><th>SV</th><th>ERA</th></tr><tr><td>30</td><td>29.1</td><td>4</td><td>2</td><td>14</td><td>9</td><td>13</td><td>11</td><td>0</td><td>0</td><td>0</td><td>0</td><td>2.76</td></tr></table> <div>CARDBOARD BASEBALL RATINGS</div> <table><tr><td>ERA</td><td>W</td><td>BB</td><td>K</td></tr><tr><td>27</td><td>4</td><td>11</td><td>13</td></tr></table> | | | | | | | | | | | | | G | IP | W | L | R | ER | SO | BB | GS | CG | SHO | SV | ERA | 30 | 29.1 | 4 | 2 | 14 | 9 | 13 | 11 | 0 | 0 | 0 | 0 | 2.76 | ERA | W | BB | K | 27 | 4 | 11 | 13 |
| G | IP | W | L | R | ER | SO | BB | GS | CG | SHO | SV | ERA | | | | | | | | | | | | | | | | | | | | | | | | | | | | | | | | | | | | | | | | | | | | | | | | | | | | | | | | | | | | | | | | | | | | | | | | | | | | | | | | | |
| 35 | 31.1 | 3 | 1 | 15 | 15 | 19 | 18 | 0 | 0 | 0 | 0 | 4.31 | | | | | | | | | | | | | | | | | | | | | | | | | | | | | | | | | | | | | | | | | | | | | | | | | | | | | | | | | | | | | | | | | | | | | | | | | | | | | | | | | |
| ERA | W | BB | K | | | | | | | | | | | | | | | | | | | | | | | | | | | | | | | | | | | | | | | | | | | | | | | | | | | | | | | | | | | | | | | | | | | | | | | | | | | | | | | | | | | | | | | | | | |
| 43 | 3 | 18 | 19 | | | | | | | | | | | | | | | | | | | | | | | | | | | | | | | | | | | | | | | | | | | | | | | | | | | | | | | | | | | | | | | | | | | | | | | | | | | | | | | | | | | | | | | | | | |
| G | IP | W | L | R | ER | SO | BB | GS | CG | SHO | SV | ERA | | | | | | | | | | | | | | | | | | | | | | | | | | | | | | | | | | | | | | | | | | | | | | | | | | | | | | | | | | | | | | | | | | | | | | | | | | | | | | | | | |
| 30 | 29.1 | 4 | 2 | 14 | 9 | 13 | 11 | 0 | 0 | 0 | 0 | 2.76 | | | | | | | | | | | | | | | | | | | | | | | | | | | | | | | | | | | | | | | | | | | | | | | | | | | | | | | | | | | | | | | | | | | | | | | | | | | | | | | | | |
| ERA | W | BB | K | | | | | | | | | | | | | | | | | | | | | | | | | | | | | | | | | | | | | | | | | | | | | | | | | | | | | | | | | | | | | | | | | | | | | | | | | | | | | | | | | | | | | | | | | | |
| 27 | 4 | 11 | 13 | | | | | | | | | | | | | | | | | | | | | | | | | | | | | | | | | | | | | | | | | | | | | | | | | | | | | | | | | | | | | | | | | | | | | | | | | | | | | | | | | | | | | | | | | | |

| | | | | | | | | | | | | | | | | | | | | | | | | | | | | | | | | | | | | | | | | | | | | | | | | | | | |
|--|------|---|---|----|----|----|----|----|----|-----|----|------|------------------------------|-------|----|---|----|----|-----|----|----|----|-----|----|------|----|--|--|--|--|--|--|--|--|--|--|--|--|----|--|--|--|--|--|--|--|--|--|--|--|--|
| 673 | | | | | | | | | | | | | STEVE KLINE | | | | | | | | | | | | | P | | | | | | | | | | | | | | | | | | | | | | | | | |
| HT: 6'2" WT: 200 THROWS: LEFT BATS: BOTH | | | | | | | | | | | | | BORN: 8-22-1972, Sunbury, PA | | | | | | | | | | | | | | | | | | | | | | | | | | | | | | | | | | | | | | |
| 1997 MONTREAL EXPOS PITCHING RECORD | | | | | | | | | | | | | | | | | | | | | | | | | | | | | | | | | | | | | | | | | | | | | | | | | | | |
| G | IP | W | L | R | ER | SO | BB | GS | CG | SHO | SV | ERA | G | IP | W | L | R | ER | SO | BB | GS | CG | SHO | SV | ERA | | | | | | | | | | | | | | | | | | | | | | | | | | |
| 46 | 52.2 | 4 | 4 | 37 | 35 | 37 | 23 | 1 | 0 | 0 | 0 | 5.98 | 27 | 151.1 | 11 | 9 | 78 | 73 | 132 | 91 | 27 | 0 | 0 | 0 | 4.34 | | | | | | | | | | | | | | | | | | | | | | | | | | |
| CARDBOARD BASEBALL RATINGS | | | | | | | | | | | | | | | | | | | | | | | | | | | | | | | | | | | | | | | | | | | | | | | | | | | |
| ERA | | | | | | | | | | | | | W | | | | | | | | | | | | | BB | | | | | | | | | | | | | K | | | | | | | | | | | | |
| 59 | | | | | | | | | | | | | 4 | | | | | | | | | | | | | 23 | | | | | | | | | | | | | 37 | | | | | | | | | | | | |

| | | | | | | | | | | | | | | | | | | | | | | | | | | | | | | | | | | | | | | | | | | | | | | | | | | | |
|--|-------|----|---|----|----|-----|----|----|----|-----|----|------|----------------------------------|-------|----|---|----|----|-----|----|----|----|-----|----|------|----|--|--|--|--|--|--|--|--|--|--|--|--|-----|--|--|--|--|--|--|--|--|--|--|--|--|
| 677 | | | | | | | | | | | | | AL LEITER | | | | | | | | | | | | | P | | | | | | | | | | | | | | | | | | | | | | | | | |
| HT: 6'2" WT: 200 THROWS: LEFT BATS: LEFT | | | | | | | | | | | | | BORN: 10-23-1965, Toms River, NJ | | | | | | | | | | | | | | | | | | | | | | | | | | | | | | | | | | | | | | |
| 1997 FLORIDA MARLINS PITCHING RECORD | | | | | | | | | | | | | | | | | | | | | | | | | | | | | | | | | | | | | | | | | | | | | | | | | | | |
| G | IP | W | L | R | ER | SO | BB | GS | CG | SHO | SV | ERA | G | IP | W | L | R | ER | SO | BB | GS | CG | SHO | SV | ERA | | | | | | | | | | | | | | | | | | | | | | | | | | |
| 27 | 151.1 | 11 | 9 | 78 | 73 | 132 | 91 | 27 | 0 | 0 | 0 | 4.34 | 27 | 151.1 | 11 | 9 | 78 | 73 | 132 | 91 | 27 | 0 | 0 | 0 | 4.34 | | | | | | | | | | | | | | | | | | | | | | | | | | |
| CARDBOARD BASEBALL RATINGS | | | | | | | | | | | | | | | | | | | | | | | | | | | | | | | | | | | | | | | | | | | | | | | | | | | |
| ERA | | | | | | | | | | | | | W | | | | | | | | | | | | | BB | | | | | | | | | | | | | K | | | | | | | | | | | | |
| 43 | | | | | | | | | | | | | 11 | | | | | | | | | | | | | 91 | | | | | | | | | | | | | 132 | | | | | | | | | | | | |

| | | | | | | | | | | | | | | | | | | | | | | | | | | | | | | | | | | | | | | | | | | | | | | | | | | | |
|---|------|---|---|----|----|----|----|----|----|-----|----|------|---------------------------------|-------|----|----|-----|-----|-----|----|----|----|-----|----|------|----|--|--|--|--|--|--|--|--|--|--|--|--|----|--|--|--|--|--|--|--|--|--|--|--|--|
| 674 | | | | | | | | | | | | | RICK KRIVDA | | | | | | | | | | | | | P | | | | | | | | | | | | | | | | | | | | | | | | | |
| HT: 6'1" WT: 180 THROWS: LEFT BATS: RIGHT | | | | | | | | | | | | | BORN: 1-19-1970, McKeesport, PA | | | | | | | | | | | | | | | | | | | | | | | | | | | | | | | | | | | | | | |
| 1997 BALTIMORE ORIOLES PITCHING RECORD | | | | | | | | | | | | | | | | | | | | | | | | | | | | | | | | | | | | | | | | | | | | | | | | | | | |
| G | IP | W | L | R | ER | SO | BB | GS | CG | SHO | SV | ERA | G | IP | W | L | R | ER | SO | BB | GS | CG | SHO | SV | ERA | | | | | | | | | | | | | | | | | | | | | | | | | | |
| 10 | 50.1 | 4 | 2 | 36 | 35 | 29 | 18 | 10 | 0 | 0 | 0 | 6.30 | 31 | 182.2 | 10 | 17 | 132 | 115 | 148 | 64 | 31 | 3 | 0 | 0 | 5.67 | | | | | | | | | | | | | | | | | | | | | | | | | | |
| CARDBOARD BASEBALL RATINGS | | | | | | | | | | | | | | | | | | | | | | | | | | | | | | | | | | | | | | | | | | | | | | | | | | | |
| ERA | | | | | | | | | | | | | W | | | | | | | | | | | | | BB | | | | | | | | | | | | | K | | | | | | | | | | | | |
| 63 | | | | | | | | | | | | | 4 | | | | | | | | | | | | | 18 | | | | | | | | | | | | | 29 | | | | | | | | | | | | |

| | | | | | | | | | | | | | | | | | | | | | | | | | | | | | | | | | | | | | | | | | | | | | | | | | | | |
|--|-------|----|----|-----|-----|-----|----|----|----|-----|----|------|-----------------------------|-------|----|----|-----|-----|-----|----|----|----|-----|----|------|----|--|--|--|--|--|--|--|--|--|--|--|--|-----|--|--|--|--|--|--|--|--|--|--|--|--|
| 678 | | | | | | | | | | | | | MARK LEITER | | | | | | | | | | | | | P | | | | | | | | | | | | | | | | | | | | | | | | | |
| HT: 6'3" WT: 200 THROWS: RIGHT BATS: RIGHT | | | | | | | | | | | | | BORN: 4-13-1963, Joliet, IL | | | | | | | | | | | | | | | | | | | | | | | | | | | | | | | | | | | | | | |
| 1997 PHILADELPHIA PHILLIES PITCHING RECORD | | | | | | | | | | | | | | | | | | | | | | | | | | | | | | | | | | | | | | | | | | | | | | | | | | | |
| G | IP | W | L | R | ER | SO | BB | GS | CG | SHO | SV | ERA | G | IP | W | L | R | ER | SO | BB | GS | CG | SHO | SV | ERA | | | | | | | | | | | | | | | | | | | | | | | | | | |
| 31 | 182.2 | 10 | 17 | 132 | 115 | 148 | 64 | 31 | 3 | 0 | 0 | 5.67 | 31 | 182.2 | 10 | 17 | 132 | 115 | 148 | 64 | 31 | 3 | 0 | 0 | 5.67 | | | | | | | | | | | | | | | | | | | | | | | | | | |
| CARDBOARD BASEBALL RATINGS | | | | | | | | | | | | | | | | | | | | | | | | | | | | | | | | | | | | | | | | | | | | | | | | | | | |
| ERA | | | | | | | | | | | | | W | | | | | | | | | | | | | BB | | | | | | | | | | | | | K | | | | | | | | | | | | |
| 56 | | | | | | | | | | | | | 10 | | | | | | | | | | | | | 64 | | | | | | | | | | | | | 148 | | | | | | | | | | | | |

| | | | | | | | | | | | | | | | | | | | | | | | | | | | | | | | | | | | | | | | | | | | | | | | | | | | |
|--|------|---|---|----|----|----|----|----|----|-----|----|------|---------------------------------|------|---|---|----|----|----|----|----|----|-----|----|------|----|--|--|--|--|--|--|--|--|--|--|--|--|----|--|--|--|--|--|--|--|--|--|--|--|--|
| 675 | | | | | | | | | | | | | KERRY LACY | | | | | | | | | | | | | P | | | | | | | | | | | | | | | | | | | | | | | | | |
| HT: 6'2" WT: 195 THROWS: RIGHT BATS: RIGHT | | | | | | | | | | | | | BORN: 8-7-1972, Chattanooga, TN | | | | | | | | | | | | | | | | | | | | | | | | | | | | | | | | | | | | | | |
| 1997 BOSTON RED SOX PITCHING RECORD | | | | | | | | | | | | | | | | | | | | | | | | | | | | | | | | | | | | | | | | | | | | | | | | | | | |
| G | IP | W | L | R | ER | SO | BB | GS | CG | SHO | SV | ERA | G | IP | W | L | R | ER | SO | BB | GS | CG | SHO | SV | ERA | | | | | | | | | | | | | | | | | | | | | | | | | | |
| 33 | 45.2 | 1 | 1 | 34 | 31 | 18 | 22 | 0 | 0 | 0 | 3 | 6.11 | 55 | 58.1 | 4 | 0 | 36 | 36 | 53 | 24 | 0 | 0 | 0 | 2 | 5.55 | | | | | | | | | | | | | | | | | | | | | | | | | | |
| CARDBOARD BASEBALL RATINGS | | | | | | | | | | | | | | | | | | | | | | | | | | | | | | | | | | | | | | | | | | | | | | | | | | | |
| ERA | | | | | | | | | | | | | W | | | | | | | | | | | | | BB | | | | | | | | | | | | | K | | | | | | | | | | | | |
| 61 | | | | | | | | | | | | | 1 | | | | | | | | | | | | | 22 | | | | | | | | | | | | | 18 | | | | | | | | | | | | |

| | | | | | | | | | | | | | | | | | | | | | | | | | | | | | | | | | | | | | | | | | | | | | | | | | | | |
|--|------|---|---|----|----|----|----|----|----|-----|----|------|-------------------------------|------|---|---|----|----|----|----|----|----|-----|----|------|----|--|--|--|--|--|--|--|--|--|--|--|--|----|--|--|--|--|--|--|--|--|--|--|--|--|
| 679 | | | | | | | | | | | | | CURT LESKANIC | | | | | | | | | | | | | P | | | | | | | | | | | | | | | | | | | | | | | | | |
| HT: 6'0" WT: 180 THROWS: RIGHT BATS: RIGHT | | | | | | | | | | | | | BORN: 4-2-1968, Homestead, PA | | | | | | | | | | | | | | | | | | | | | | | | | | | | | | | | | | | | | | |
| 1997 COLORADO ROCKIES PITCHING RECORD | | | | | | | | | | | | | | | | | | | | | | | | | | | | | | | | | | | | | | | | | | | | | | | | | | | |
| G | IP | W | L | R | ER | SO | BB | GS | CG | SHO | SV | ERA | G | IP | W | L | R | ER | SO | BB | GS | CG | SHO | SV | ERA | | | | | | | | | | | | | | | | | | | | | | | | | | |
| 55 | 58.1 | 4 | 0 | 36 | 36 | 53 | 24 | 0 | 0 | 0 | 2 | 5.55 | 55 | 58.1 | 4 | 0 | 36 | 36 | 53 | 24 | 0 | 0 | 0 | 2 | 5.55 | | | | | | | | | | | | | | | | | | | | | | | | | | |
| CARDBOARD BASEBALL RATINGS | | | | | | | | | | | | | | | | | | | | | | | | | | | | | | | | | | | | | | | | | | | | | | | | | | | |
| ERA | | | | | | | | | | | | | W | | | | | | | | | | | | | BB | | | | | | | | | | | | | K | | | | | | | | | | | | |
| 55 | | | | | | | | | | | | | 4 | | | | | | | | | | | | | 24 | | | | | | | | | | | | | 53 | | | | | | | | | | | | |

| | | | | | | | | | | | | | | | | | | | | | | | | | | | | | | | | | | | | | | | | | | | | | | | | | | | |
|---|------|---|---|----|----|----|----|----|----|-----|----|------|--------------------------------|------|---|---|----|----|----|----|----|----|-----|----|------|----|--|--|--|--|--|--|--|--|--|--|--|--|----|--|--|--|--|--|--|--|--|--|--|--|--|
| 676 | | | | | | | | | | | | | MARK LANGSTON | | | | | | | | | | | | | P | | | | | | | | | | | | | | | | | | | | | | | | | |
| HT: 6'2" WT: 177 THROWS: LEFT BATS: RIGHT | | | | | | | | | | | | | BORN: 8-20-1960, San Diego, CA | | | | | | | | | | | | | | | | | | | | | | | | | | | | | | | | | | | | | | |
| 1997 ANAHEIM ANGELS PITCHING RECORD | | | | | | | | | | | | | | | | | | | | | | | | | | | | | | | | | | | | | | | | | | | | | | | | | | | |
| G | IP | W | L | R | ER | SO | BB | GS | CG | SHO | SV | ERA | G | IP | W | L | R | ER | SO | BB | GS | CG | SHO | SV | ERA | | | | | | | | | | | | | | | | | | | | | | | | | | |
| 9 | 47.2 | 2 | 4 | 34 | 31 | 30 | 29 | 9 | 0 | 0 | 0 | 5.85 | 25 | 27.1 | 2 | 2 | 22 | 21 | 22 | 16 | 0 | 0 | 0 | 0 | 6.91 | | | | | | | | | | | | | | | | | | | | | | | | | | |
| CARDBOARD BASEBALL RATINGS | | | | | | | | | | | | | | | | | | | | | | | | | | | | | | | | | | | | | | | | | | | | | | | | | | | |
| ERA | | | | | | | | | | | | | W | | | | | | | | | | | | | BB | | | | | | | | | | | | | K | | | | | | | | | | | | |
| 58 | | | | | | | | | | | | | 2 | | | | | | | | | | | | | 29 | | | | | | | | | | | | | 30 | | | | | | | | | | | | |

| | | | | | | | | | | | | | | | | | | | | | | | | | | | | | | | | | | | | | | | | | | | | | | | | | | | |
|---|------|---|---|----|----|----|----|----|----|-----|----|------|---------------------------------|------|---|---|----|----|----|----|----|----|-----|----|------|----|--|--|--|--|--|--|--|--|--|--|--|--|----|--|--|--|--|--|--|--|--|--|--|--|--|
| 680 | | | | | | | | | | | | | ALAN LEVINE | | | | | | | | | | | | | P | | | | | | | | | | | | | | | | | | | | | | | | | |
| HT: 6'3" WT: 180 THROWS: RIGHT BATS: LEFT | | | | | | | | | | | | | BORN: 5-22-1968, Park Ridge, IL | | | | | | | | | | | | | | | | | | | | | | | | | | | | | | | | | | | | | | |
| 1997 CHICAGO WHITE SOX PITCHING RECORD | | | | | | | | | | | | | | | | | | | | | | | | | | | | | | | | | | | | | | | | | | | | | | | | | | | |
| G | IP | W | L | R | ER | SO | BB | GS | CG | SHO | SV | ERA | G | IP | W | L | R | ER | SO | BB | GS | CG | SHO | SV | ERA | | | | | | | | | | | | | | | | | | | | | | | | | | |
| 25 | 27.1 | 2 | 2 | 22 | 21 | 22 | 16 | 0 | 0 | 0 | 0 | 6.91 | 25 | 27.1 | 2 | 2 | 22 | 21 | 22 | 16 | 0 | 0 | 0 | 0 | 6.91 | | | | | | | | | | | | | | | | | | | | | | | | | | |
| CARDBOARD BASEBALL RATINGS | | | | | | | | | | | | | | | | | | | | | | | | | | | | | | | | | | | | | | | | | | | | | | | | | | | |
| ERA | | | | | | | | | | | | | W | | | | | | | | | | | | | BB | | | | | | | | | | | | | K | | | | | | | | | | | | |
| 69 | | | | | | | | | | | | | 2 | | | | | | | | | | | | | 16 | | | | | | | | | | | | | 22 | | | | | | | | | | | | |

| | | | | | | | | | | | | | | | | | | | | | | | | | | | | | | | | | | | | | | | | | | | | | | | | | | | |
|---|------|---|---|----|----|----|----|----|----|-----|----|------|--------------------------------|------|---|---|----|----|----|----|----|----|-----|----|------|----|----|---|---|---|----|----|----|----|----|-----|----|-----|----|--|--|--|--|--|--|--|--|--|--|--|--|
| 681 | | | | | | | | | | | | | CORY LIDLE | | | | | | | | | | | | | P | | | | | | | | | | | | | | | | | | | | | | | | | |
| HT: 5'11" WT: 175 THROWS: RIGHT BATS: RIGHT | | | | | | | | | | | | | BORN: 3-22-1972, Hollywood, CA | | | | | | | | | | | | | | | | | | | | | | | | | | | | | | | | | | | | | | |
| 1997 NEW YORK METS PITCHING RECORD | | | | | | | | | | | | | | | | | | | | | | | | | | | | | | | | | | | | | | | | | | | | | | | | | | | |
| G | IP | W | L | R | ER | SO | BB | GS | CG | SHO | SV | ERA | G | IP | W | L | R | ER | SO | BB | GS | CG | SHO | SV | ERA | G | IP | W | L | R | ER | SO | BB | GS | CG | SHO | SV | ERA | | | | | | | | | | | | | |
| 54 | 81.2 | 7 | 2 | 38 | 32 | 54 | 20 | 2 | 0 | 0 | 2 | 3.53 | 46 | 49.1 | 1 | 1 | 24 | 18 | 26 | 20 | 0 | 0 | 0 | 1 | 3.31 | | | | | | | | | | | | | | | | | | | | | | | | | | |
| CARDBOARD BASEBALL RATINGS | | | | | | | | | | | | | | | | | | | | | | | | | | | | | | | | | | | | | | | | | | | | | | | | | | | |
| ERA | | | | | | | | | | | | | W | | | | | | | | | | | | | BB | | | | | | | | | | | | | K | | | | | | | | | | | | |
| 35 | | | | | | | | | | | | | 7 | | | | | | | | | | | | | 20 | | | | | | | | | | | | | 54 | | | | | | | | | | | | |

| | | | | | | | | | | | | | | | | | | | | | | | | | | | | | | | | | | | | | | | | | | | | | | | | | | | |
|--|------|---|---|----|----|----|----|----|----|-----|----|------|-------------------------------------|------|---|---|----|----|----|----|----|----|-----|----|------|----|----|---|---|---|----|----|----|----|----|-----|----|-----|----|--|--|--|--|--|--|--|--|--|--|--|--|
| 685 | | | | | | | | | | | | | GRAEME LLOYD | | | | | | | | | | | | | P | | | | | | | | | | | | | | | | | | | | | | | | | |
| HT: 6'8" WT: 225 THROWS: LEFT BATS: LEFT | | | | | | | | | | | | | BORN: 4-9-1967, Victoria, Australia | | | | | | | | | | | | | | | | | | | | | | | | | | | | | | | | | | | | | | |
| 1997 NEW YORK YANKEES PITCHING RECORD | | | | | | | | | | | | | | | | | | | | | | | | | | | | | | | | | | | | | | | | | | | | | | | | | | | |
| G | IP | W | L | R | ER | SO | BB | GS | CG | SHO | SV | ERA | G | IP | W | L | R | ER | SO | BB | GS | CG | SHO | SV | ERA | G | IP | W | L | R | ER | SO | BB | GS | CG | SHO | SV | ERA | | | | | | | | | | | | | |
| 54 | 81.2 | 7 | 2 | 38 | 32 | 54 | 20 | 2 | 0 | 0 | 2 | 3.53 | 46 | 49.1 | 1 | 1 | 24 | 18 | 26 | 20 | 0 | 0 | 0 | 1 | 3.31 | | | | | | | | | | | | | | | | | | | | | | | | | | |
| CARDBOARD BASEBALL RATINGS | | | | | | | | | | | | | | | | | | | | | | | | | | | | | | | | | | | | | | | | | | | | | | | | | | | |
| ERA | | | | | | | | | | | | | W | | | | | | | | | | | | | BB | | | | | | | | | | | | | K | | | | | | | | | | | | |
| 33 | | | | | | | | | | | | | 1 | | | | | | | | | | | | | 20 | | | | | | | | | | | | | 26 | | | | | | | | | | | | |

| | | | | | | | | | | | | | | | | | | | | | | | | | | | | | | | | | | | | | | | | | | | | | | | | | | | |
|---|-------|----|----|-----|----|-----|----|----|----|-----|----|------|------------------------------------|-------|----|----|----|----|-----|----|----|----|-----|----|------|----|----|---|---|---|----|----|----|----|----|-----|----|-----|-----|--|--|--|--|--|--|--|--|--|--|--|--|
| 682 | | | | | | | | | | | | | JON LIEBER | | | | | | | | | | | | | P | | | | | | | | | | | | | | | | | | | | | | | | | |
| HT: 6'3" WT: 220 THROWS: RIGHT BATS: LEFT | | | | | | | | | | | | | BORN: 4-2-1970, Council Bluffs, IA | | | | | | | | | | | | | | | | | | | | | | | | | | | | | | | | | | | | | | |
| 1997 PITTSBURGH PIRATES PITCHING RECORD | | | | | | | | | | | | | | | | | | | | | | | | | | | | | | | | | | | | | | | | | | | | | | | | | | | |
| G | IP | W | L | R | ER | SO | BB | GS | CG | SHO | SV | ERA | G | IP | W | L | R | ER | SO | BB | GS | CG | SHO | SV | ERA | G | IP | W | L | R | ER | SO | BB | GS | CG | SHO | SV | ERA | | | | | | | | | | | | | |
| 33 | 188.1 | 11 | 14 | 102 | 94 | 160 | 51 | 32 | 1 | 0 | 0 | 4.49 | 33 | 196.1 | 11 | 11 | 99 | 90 | 122 | 56 | 32 | 1 | 0 | 0 | 4.13 | | | | | | | | | | | | | | | | | | | | | | | | | | |
| CARDBOARD BASEBALL RATINGS | | | | | | | | | | | | | | | | | | | | | | | | | | | | | | | | | | | | | | | | | | | | | | | | | | | |
| ERA | | | | | | | | | | | | | W | | | | | | | | | | | | | BB | | | | | | | | | | | | | K | | | | | | | | | | | | |
| 44 | | | | | | | | | | | | | 11 | | | | | | | | | | | | | 51 | | | | | | | | | | | | | 160 | | | | | | | | | | | | |

| | | | | | | | | | | | | | | | | | | | | | | | | | | | | | | | | | | | | | | | | | | | | | | | | | | | |
|--|-------|----|----|-----|----|-----|----|----|----|-----|----|------|---------------------------------------|-------|----|----|----|----|-----|----|----|----|-----|----|------|----|----|---|---|---|----|----|----|----|----|-----|----|-----|-----|--|--|--|--|--|--|--|--|--|--|--|--|
| 686 | | | | | | | | | | | | | ESTEBAN LOAIZA | | | | | | | | | | | | | P | | | | | | | | | | | | | | | | | | | | | | | | | |
| HT: 6'4" WT: 190 THROWS: RIGHT BATS: RIGHT | | | | | | | | | | | | | BORN: 12-31-1971, Tijuana, 02, Mexico | | | | | | | | | | | | | | | | | | | | | | | | | | | | | | | | | | | | | | |
| 1997 PITTSBURGH PIRATES PITCHING RECORD | | | | | | | | | | | | | | | | | | | | | | | | | | | | | | | | | | | | | | | | | | | | | | | | | | | |
| G | IP | W | L | R | ER | SO | BB | GS | CG | SHO | SV | ERA | G | IP | W | L | R | ER | SO | BB | GS | CG | SHO | SV | ERA | G | IP | W | L | R | ER | SO | BB | GS | CG | SHO | SV | ERA | | | | | | | | | | | | | |
| 33 | 188.1 | 11 | 14 | 102 | 94 | 160 | 51 | 32 | 1 | 0 | 0 | 4.49 | 33 | 196.1 | 11 | 11 | 99 | 90 | 122 | 56 | 32 | 1 | 0 | 0 | 4.13 | | | | | | | | | | | | | | | | | | | | | | | | | | |
| CARDBOARD BASEBALL RATINGS | | | | | | | | | | | | | | | | | | | | | | | | | | | | | | | | | | | | | | | | | | | | | | | | | | | |
| ERA | | | | | | | | | | | | | W | | | | | | | | | | | | | BB | | | | | | | | | | | | | K | | | | | | | | | | | | |
| 41 | | | | | | | | | | | | | 11 | | | | | | | | | | | | | 56 | | | | | | | | | | | | | 122 | | | | | | | | | | | | |

| | | | | | | | | | | | | | | | | | | | | | | | | | | | | | | | | | | | | | | | | | | | | | | | | | | | |
|--|------|---|---|----|----|----|----|----|----|-----|----|------|---------------------------------|------|---|---|----|----|----|----|----|----|-----|----|------|----|----|---|---|---|----|----|----|----|----|-----|----|-----|----|--|--|--|--|--|--|--|--|--|--|--|--|
| 683 | | | | | | | | | | | | | JOSE LIMA | | | | | | | | | | | | | P | | | | | | | | | | | | | | | | | | | | | | | | | |
| HT: 6'2" WT: 170 THROWS: RIGHT BATS: RIGHT | | | | | | | | | | | | | BORN: 9-30-1972, Santiago, D.R. | | | | | | | | | | | | | | | | | | | | | | | | | | | | | | | | | | | | | | |
| 1997 HOUSTON ASTROS PITCHING RECORD | | | | | | | | | | | | | | | | | | | | | | | | | | | | | | | | | | | | | | | | | | | | | | | | | | | |
| G | IP | W | L | R | ER | SO | BB | GS | CG | SHO | SV | ERA | G | IP | W | L | R | ER | SO | BB | GS | CG | SHO | SV | ERA | G | IP | W | L | R | ER | SO | BB | GS | CG | SHO | SV | ERA | | | | | | | | | | | | | |
| 52 | 75.1 | 1 | 6 | 45 | 44 | 63 | 16 | 1 | 0 | 0 | 2 | 5.28 | 72 | 72.2 | 1 | 5 | 29 | 25 | 66 | 24 | 0 | 0 | 0 | 29 | 3.10 | | | | | | | | | | | | | | | | | | | | | | | | | | |
| CARDBOARD BASEBALL RATINGS | | | | | | | | | | | | | | | | | | | | | | | | | | | | | | | | | | | | | | | | | | | | | | | | | | | |
| ERA | | | | | | | | | | | | | W | | | | | | | | | | | | | BB | | | | | | | | | | | | | K | | | | | | | | | | | | |
| 52 | | | | | | | | | | | | | 1 | | | | | | | | | | | | | 16 | | | | | | | | | | | | | 63 | | | | | | | | | | | | |

| | | | | | | | | | | | | | | | | | | | | | | | | | | | | | | | | | | | | | | | | | | | | | | | | | | | |
|--|------|---|---|----|----|----|----|----|----|-----|----|------|-----------------------------|------|---|---|----|----|----|----|----|----|-----|----|------|----|----|---|---|---|----|----|----|----|----|-----|----|-----|----|--|--|--|--|--|--|--|--|--|--|--|--|
| 687 | | | | | | | | | | | | | RICH LOISELLE | | | | | | | | | | | | | P | | | | | | | | | | | | | | | | | | | | | | | | | |
| HT: 6'5" WT: 225 THROWS: RIGHT BATS: RIGHT | | | | | | | | | | | | | BORN: 1-12-1972, Neenah, WI | | | | | | | | | | | | | | | | | | | | | | | | | | | | | | | | | | | | | | |
| 1997 PITTSBURGH PIRATES PITCHING RECORD | | | | | | | | | | | | | | | | | | | | | | | | | | | | | | | | | | | | | | | | | | | | | | | | | | | |
| G | IP | W | L | R | ER | SO | BB | GS | CG | SHO | SV | ERA | G | IP | W | L | R | ER | SO | BB | GS | CG | SHO | SV | ERA | G | IP | W | L | R | ER | SO | BB | GS | CG | SHO | SV | ERA | | | | | | | | | | | | | |
| 72 | 72.2 | 1 | 5 | 29 | 25 | 66 | 24 | 0 | 0 | 0 | 29 | 3.10 | 72 | 72.2 | 1 | 5 | 29 | 25 | 66 | 24 | 0 | 0 | 0 | 29 | 3.10 | | | | | | | | | | | | | | | | | | | | | | | | | | |
| CARDBOARD BASEBALL RATINGS | | | | | | | | | | | | | | | | | | | | | | | | | | | | | | | | | | | | | | | | | | | | | | | | | | | |
| ERA | | | | | | | | | | | | | W | | | | | | | | | | | | | BB | | | | | | | | | | | | | K | | | | | | | | | | | | |
| 31 | | | | | | | | | | | | | 1 | | | | | | | | | | | | | 24 | | | | | | | | | | | | | 66 | | | | | | | | | | | | |

| | | | | | | | | | | | | | | | | | | | | | | | | | | | | | | | | | | | | | | | | | | | | | | | | | | | |
|--|-------|---|----|----|----|----|----|----|----|-----|----|------|--|------|---|---|----|----|----|----|----|----|-----|----|------|----|----|---|---|---|----|----|----|----|----|-----|----|-----|----|--|--|--|--|--|--|--|--|--|--|--|--|
| 684 | | | | | | | | | | | | | FELIPE LIRA | | | | | | | | | | | | | P | | | | | | | | | | | | | | | | | | | | | | | | | |
| HT: 6'0" WT: 170 THROWS: RIGHT BATS: RIGHT | | | | | | | | | | | | | BORN: 4-26-1972, Santa Teresa, Venezuela | | | | | | | | | | | | | | | | | | | | | | | | | | | | | | | | | | | | | | |
| 1997 SEATTLE MARINERS PITCHING RECORD | | | | | | | | | | | | | | | | | | | | | | | | | | | | | | | | | | | | | | | | | | | | | | | | | | | |
| G | IP | W | L | R | ER | SO | BB | GS | CG | SHO | SV | ERA | G | IP | W | L | R | ER | SO | BB | GS | CG | SHO | SV | ERA | G | IP | W | L | R | ER | SO | BB | GS | CG | SHO | SV | ERA | | | | | | | | | | | | | |
| 28 | 110.2 | 5 | 11 | 82 | 78 | 73 | 55 | 18 | 1 | 1 | 0 | 6.34 | 37 | 76.2 | 3 | 7 | 61 | 59 | 63 | 40 | 6 | 0 | 0 | 0 | 6.93 | | | | | | | | | | | | | | | | | | | | | | | | | | |
| CARDBOARD BASEBALL RATINGS | | | | | | | | | | | | | | | | | | | | | | | | | | | | | | | | | | | | | | | | | | | | | | | | | | | |
| ERA | | | | | | | | | | | | | W | | | | | | | | | | | | | BB | | | | | | | | | | | | | K | | | | | | | | | | | | |
| 63 | | | | | | | | | | | | | 5 | | | | | | | | | | | | | 55 | | | | | | | | | | | | | 73 | | | | | | | | | | | | |

| | | | | | | | | | | | | | | | | | | | | | | | | | | | | | | | | | | | | | | | | | | | | | | | | | | | |
|--|------|---|---|----|----|----|----|----|----|-----|----|------|---------------------------|------|---|---|----|----|----|----|----|----|-----|----|------|----|----|---|---|---|----|----|----|----|----|-----|----|-----|----|--|--|--|--|--|--|--|--|--|--|--|--|
| 688 | | | | | | | | | | | | | ALBIE LOPEZ | | | | | | | | | | | | | P | | | | | | | | | | | | | | | | | | | | | | | | | |
| HT: 6'1" WT: 205 THROWS: RIGHT BATS: RIGHT | | | | | | | | | | | | | BORN: 8-18-1971, Mesa, AZ | | | | | | | | | | | | | | | | | | | | | | | | | | | | | | | | | | | | | | |
| 1997 CLEVELAND INDIANS PITCHING RECORD | | | | | | | | | | | | | | | | | | | | | | | | | | | | | | | | | | | | | | | | | | | | | | | | | | | |
| G | IP | W | L | R | ER | SO | BB | GS | CG | SHO | SV | ERA | G | IP | W | L | R | ER | SO | BB | GS | CG | SHO | SV | ERA | G | IP | W | L | R | ER | SO | BB | GS | CG | SHO | SV | ERA | | | | | | | | | | | | | |
| 37 | 76.2 | 3 | 7 | 61 | 59 | 63 | 40 | 6 | 0 | 0 | 0 | 6.93 | 37 | 76.2 | 3 | 7 | 61 | 59 | 63 | 40 | 6 | 0 | 0 | 0 | 6.93 | | | | | | | | | | | | | | | | | | | | | | | | | | |
| CARDBOARD BASEBALL RATINGS | | | | | | | | | | | | | | | | | | | | | | | | | | | | | | | | | | | | | | | | | | | | | | | | | | | |
| ERA | | | | | | | | | | | | | W | | | | | | | | | | | | | BB | | | | | | | | | | | | | K | | | | | | | | | | | | |
| 69 | | | | | | | | | | | | | 3 | | | | | | | | | | | | | 40 | | | | | | | | | | | | | 63 | | | | | | | | | | | | |

| | | | | | | | | | | | | | | | | | | | | | | | | | | | | | | | | | | | | | | |
|--|------|---|---|----|----|----|----|----|----|-----|----|------|----------------------------------|------|---|-----|----|----|----|----|----|----|-----|----|------|---|--|----|--|--|--|--|--|--|--|--|--|--|
| 689 | | | | | | | | | | | | | ANDREW LORRAINE | | | | | | | | | | | | | P | | | | | | | | | | | | |
| HT: 6'3" WT: 195 THROWS: LEFT BATS: LEFT | | | | | | | | | | | | | BORN: 8-11-1972, Los Angeles, CA | | | | | | | | | | | | | | | | | | | | | | | | | |
| 1997 OAKLAND ATHLETICS PITCHING RECORD | | | | | | | | | | | | | | | | | | | | | | | | | | | | | | | | | | | | | | |
| G | IP | W | L | R | ER | SO | BB | GS | CG | SHO | SV | ERA | G | IP | W | L | R | ER | SO | BB | GS | CG | SHO | SV | ERA | | | | | | | | | | | | | |
| 12 | 29.2 | 3 | 1 | 22 | 21 | 18 | 15 | 6 | 0 | 0 | 0 | 6.37 | 15 | 71.1 | 3 | 7 | 59 | 57 | 31 | 41 | 13 | 0 | 0 | 0 | 7.23 | | | | | | | | | | | | | |
| CARDBOARD BASEBALL RATINGS | | | | | | | | | | | | | | | | | | | | | | | | | | | | | | | | | | | | | | |
| ERA | | | | W | | | | BB | | | | K | | | | ERA | | | | W | | | | BB | | | | K | | | | | | | | | | |
| 63 | | | | 3 | | | | 15 | | | | 18 | | | | 72 | | | | 3 | | | | 41 | | | | 31 | | | | | | | | | | |

| | | | | | | | | | | | | | | | | | | | | | | | | | | | | | | | | | | | | | | |
|--|------|---|---|----|----|----|----|----|----|-----|----|------|------------------------------|------|---|-----|----|----|----|----|----|----|-----|----|------|---|--|----|--|--|--|--|--|--|--|--|--|--|
| 690 | | | | | | | | | | | | | DEREK LOWE | | | | | | | | | | | | | P | | | | | | | | | | | | |
| HT: 6'6" WT: 230 THROWS: RIGHT BATS: RIGHT | | | | | | | | | | | | | BORN: 6-1-1973, Dearborn, MI | | | | | | | | | | | | | | | | | | | | | | | | | |
| 1997 BOSTON RED SOX PITCHING RECORD | | | | | | | | | | | | | | | | | | | | | | | | | | | | | | | | | | | | | | |
| G | IP | W | L | R | ER | SO | BB | GS | CG | SHO | SV | ERA | G | IP | W | L | R | ER | SO | BB | GS | CG | SHO | SV | ERA | | | | | | | | | | | | | |
| 20 | 69.1 | 2 | 6 | 49 | 47 | 52 | 23 | 9 | 0 | 0 | 0 | 6.13 | 40 | 47.2 | 3 | 1 | 16 | 12 | 43 | 11 | 0 | 0 | 0 | 1 | 2.27 | | | | | | | | | | | | | |
| CARDBOARD BASEBALL RATINGS | | | | | | | | | | | | | | | | | | | | | | | | | | | | | | | | | | | | | | |
| ERA | | | | W | | | | BB | | | | K | | | | ERA | | | | W | | | | BB | | | | K | | | | | | | | | | |
| 61 | | | | 2 | | | | 23 | | | | 52 | | | | 22 | | | | 3 | | | | 11 | | | | 43 | | | | | | | | | | |

| | | | | | | | | | | | | | | | | | | | | | | | | | | | | | | | | | | | | | | |
|--|------|---|---|----|----|----|----|----|----|-----|----|------|------------------------------------|------|---|-----|---|----|----|----|----|----|-----|----|------|---|--|----|--|--|--|--|--|--|--|--|--|--|
| 691 | | | | | | | | | | | | | ERIC LUDWICK | | | | | | | | | | | | | P | | | | | | | | | | | | |
| HT: 6'5" WT: 210 THROWS: RIGHT BATS: RIGHT | | | | | | | | | | | | | BORN: 12-14-1971, Whiteman Afb, MO | | | | | | | | | | | | | | | | | | | | | | | | | |
| 1997 OAKLAND ATHLETICS PITCHING RECORD | | | | | | | | | | | | | | | | | | | | | | | | | | | | | | | | | | | | | | |
| G | IP | W | L | R | ER | SO | BB | GS | CG | SHO | SV | ERA | G | IP | W | L | R | ER | SO | BB | GS | CG | SHO | SV | ERA | | | | | | | | | | | | | |
| 11 | 30.2 | 1 | 5 | 31 | 29 | 21 | 22 | 5 | 0 | 0 | 0 | 8.51 | 28 | 25.1 | 3 | 0 | 7 | 7 | 22 | 11 | 0 | 0 | 0 | 0 | 2.52 | | | | | | | | | | | | | |
| CARDBOARD BASEBALL RATINGS | | | | | | | | | | | | | | | | | | | | | | | | | | | | | | | | | | | | | | |
| ERA | | | | W | | | | BB | | | | K | | | | ERA | | | | W | | | | BB | | | | K | | | | | | | | | | |
| 85 | | | | 1 | | | | 22 | | | | 21 | | | | 25 | | | | 3 | | | | 11 | | | | 22 | | | | | | | | | | |

| | | | | | | | | | | | | | | | | | | | | | | | | | | | | | | | | | | | | | | |
|--|-------|----|---|----|----|-----|----|----|----|-----|----|------|---------------------------------|------|---|-----|----|----|----|----|----|----|-----|----|------|---|--|----|--|--|--|--|--|--|--|--|--|--|
| 692 | | | | | | | | | | | | | GREG MADDUX | | | | | | | | | | | | | P | | | | | | | | | | | | |
| HT: 6'0" WT: 170 THROWS: RIGHT BATS: RIGHT | | | | | | | | | | | | | BORN: 4-14-1966, San Angelo, TX | | | | | | | | | | | | | | | | | | | | | | | | | |
| 1997 ATLANTA BRAVES PITCHING RECORD | | | | | | | | | | | | | | | | | | | | | | | | | | | | | | | | | | | | | | |
| G | IP | W | L | R | ER | SO | BB | GS | CG | SHO | SV | ERA | G | IP | W | L | R | ER | SO | BB | GS | CG | SHO | SV | ERA | | | | | | | | | | | | | |
| 33 | 232.2 | 19 | 4 | 58 | 57 | 177 | 20 | 33 | 5 | 2 | 0 | 2.20 | 19 | 25.2 | 0 | 1 | 18 | 15 | 21 | 13 | 0 | 0 | 0 | 0 | 5.26 | | | | | | | | | | | | | |
| CARDBOARD BASEBALL RATINGS | | | | | | | | | | | | | | | | | | | | | | | | | | | | | | | | | | | | | | |
| ERA | | | | W | | | | BB | | | | K | | | | ERA | | | | W | | | | BB | | | | K | | | | | | | | | | |
| 22 | | | | 19 | | | | 20 | | | | 177 | | | | 52 | | | | 0 | | | | 13 | | | | 21 | | | | | | | | | | |

| | | | | | | | | | | | | | | | | | | | | | | | | | | | | | | | | | | | | | | |
|--|------|---|---|----|----|----|----|----|----|-----|----|------|-----------------------------------|------|---|-----|----|----|----|----|----|----|-----|----|------|---|--|----|--|--|--|--|--|--|--|--|--|--|
| 693 | | | | | | | | | | | | | CALVIN MADURO | | | | | | | | | | | | | P | | | | | | | | | | | | |
| HT: 6'0" WT: 175 THROWS: RIGHT BATS: RIGHT | | | | | | | | | | | | | BORN: 9-5-1974, Santa Cruz, Aruba | | | | | | | | | | | | | | | | | | | | | | | | | |
| 1997 PHILADELPHIA PHILLIES PITCHING RECORD | | | | | | | | | | | | | | | | | | | | | | | | | | | | | | | | | | | | | | |
| G | IP | W | L | R | ER | SO | BB | GS | CG | SHO | SV | ERA | G | IP | W | L | R | ER | SO | BB | GS | CG | SHO | SV | ERA | | | | | | | | | | | | | |
| 12 | 29.2 | 3 | 1 | 22 | 21 | 18 | 15 | 6 | 0 | 0 | 0 | 6.37 | 15 | 71.1 | 3 | 7 | 59 | 57 | 31 | 41 | 13 | 0 | 0 | 0 | 7.23 | | | | | | | | | | | | | |
| CARDBOARD BASEBALL RATINGS | | | | | | | | | | | | | | | | | | | | | | | | | | | | | | | | | | | | | | |
| ERA | | | | W | | | | BB | | | | K | | | | ERA | | | | W | | | | BB | | | | K | | | | | | | | | | |
| 63 | | | | 3 | | | | 15 | | | | 18 | | | | 72 | | | | 3 | | | | 41 | | | | 31 | | | | | | | | | | |

| | | | | | | | | | | | | | | | | | | | | | | | | | | | | | | | | | | | | | | |
|--|------|---|---|----|----|----|----|----|----|-----|----|------|-------------------------------|------|---|-----|----|----|----|----|----|----|-----|----|------|---|--|----|--|--|--|--|--|--|--|--|--|--|
| 694 | | | | | | | | | | | | | MIKE MAGNANTE | | | | | | | | | | | | | P | | | | | | | | | | | | |
| HT: 6'1" WT: 180 THROWS: LEFT BATS: LEFT | | | | | | | | | | | | | BORN: 6-17-1965, Glendale, CA | | | | | | | | | | | | | | | | | | | | | | | | | |
| 1997 HOUSTON ASTROS PITCHING RECORD | | | | | | | | | | | | | | | | | | | | | | | | | | | | | | | | | | | | | | |
| G | IP | W | L | R | ER | SO | BB | GS | CG | SHO | SV | ERA | G | IP | W | L | R | ER | SO | BB | GS | CG | SHO | SV | ERA | | | | | | | | | | | | | |
| 20 | 69.1 | 2 | 6 | 49 | 47 | 52 | 23 | 9 | 0 | 0 | 0 | 6.13 | 40 | 47.2 | 3 | 1 | 16 | 12 | 43 | 11 | 0 | 0 | 0 | 1 | 2.27 | | | | | | | | | | | | | |
| CARDBOARD BASEBALL RATINGS | | | | | | | | | | | | | | | | | | | | | | | | | | | | | | | | | | | | | | |
| ERA | | | | W | | | | BB | | | | K | | | | ERA | | | | W | | | | BB | | | | K | | | | | | | | | | |
| 61 | | | | 2 | | | | 23 | | | | 52 | | | | 22 | | | | 3 | | | | 11 | | | | 43 | | | | | | | | | | |

| | | | | | | | | | | | | | | | | | | | | | | | | | | | | | | | | | | | | | | |
|--|------|---|---|----|----|----|----|----|----|-----|----|------|--------------------------------|------|---|-----|---|----|----|----|----|----|-----|----|------|---|--|----|--|--|--|--|--|--|--|--|--|--|
| 695 | | | | | | | | | | | | | RON MAHAY | | | | | | | | | | | | | P | | | | | | | | | | | | |
| HT: 6'2" WT: 195 THROWS: LEFT BATS: LEFT | | | | | | | | | | | | | BORN: 6-28-1971, Crestwood, IL | | | | | | | | | | | | | | | | | | | | | | | | | |
| 1997 BOSTON RED SOX PITCHING RECORD | | | | | | | | | | | | | | | | | | | | | | | | | | | | | | | | | | | | | | |
| G | IP | W | L | R | ER | SO | BB | GS | CG | SHO | SV | ERA | G | IP | W | L | R | ER | SO | BB | GS | CG | SHO | SV | ERA | | | | | | | | | | | | | |
| 11 | 30.2 | 1 | 5 | 31 | 29 | 21 | 22 | 5 | 0 | 0 | 0 | 8.51 | 28 | 25.1 | 3 | 0 | 7 | 7 | 22 | 11 | 0 | 0 | 0 | 0 | 2.52 | | | | | | | | | | | | | |
| CARDBOARD BASEBALL RATINGS | | | | | | | | | | | | | | | | | | | | | | | | | | | | | | | | | | | | | | |
| ERA | | | | W | | | | BB | | | | K | | | | ERA | | | | W | | | | BB | | | | K | | | | | | | | | | |
| 85 | | | | 1 | | | | 22 | | | | 21 | | | | 25 | | | | 3 | | | | 11 | | | | 22 | | | | | | | | | | |

| | | | | | | | | | | | | | | | | | | | | | | | | | | | | | | | | | | | | | | |
|---|-------|----|---|----|----|-----|----|----|----|-----|----|------|----------------------------|------|---|-----|----|----|----|----|----|----|-----|----|------|---|--|----|--|--|--|--|--|--|--|--|--|--|
| 696 | | | | | | | | | | | | | BARRY MANUEL | | | | | | | | | | | | | P | | | | | | | | | | | | |
| HT: 5'11" WT: 175 THROWS: RIGHT BATS: RIGHT | | | | | | | | | | | | | BORN: 8-12-1965, Mamou, LA | | | | | | | | | | | | | | | | | | | | | | | | | |
| 1997 NEW YORK METS PITCHING RECORD | | | | | | | | | | | | | | | | | | | | | | | | | | | | | | | | | | | | | | |
| G | IP | W | L | R | ER | SO | BB | GS | CG | SHO | SV | ERA | G | IP | W | L | R | ER | SO | BB | GS | CG | SHO | SV | ERA | | | | | | | | | | | | | |
| 33 | 232.2 | 19 | 4 | 58 | 57 | 177 | 20 | 33 | 5 | 2 | 0 | 2.20 | 19 | 25.2 | 0 | 1 | 18 | 15 | 21 | 13 | 0 | 0 | 0 | 0 | 5.26 | | | | | | | | | | | | | |
| CARDBOARD BASEBALL RATINGS | | | | | | | | | | | | | | | | | | | | | | | | | | | | | | | | | | | | | | |
| ERA | | | | W | | | | BB | | | | K | | | | ERA | | | | W | | | | BB | | | | K | | | | | | | | | | |
| 22 | | | | 19 | | | | 20 | | | | 177 | | | | 52 | | | | 0 | | | | 13 | | | | 21 | | | | | | | | | | |

| | | | | | | | | | | | | | | | | | | | | | | | | | | | | | | | | | | | | | | | | | | | | | | | | | | | |
|--|------|---|---|----|----|----|----|----|----|-----|----|------|-------------------------------------|------|---|---|----|----|----|----|----|----|-----|----|------|----|----|---|---|---|----|----|----|----|----|-----|----|-----|----|--|--|--|--|--|--|--|--|--|--|--|--|
| 697 | | | | | | | | | | | | | DENNIS MARTINEZ | | | | | | | | | | | | | P | | | | | | | | | | | | | | | | | | | | | | | | | |
| HT: 6'1" WT: 160 THROWS: RIGHT BATS: RIGHT | | | | | | | | | | | | | BORN: 5-14-1955, Granada, Nicaragua | | | | | | | | | | | | | | | | | | | | | | | | | | | | | | | | | | | | | | |
| 1997 SEATTLE MARINERS PITCHING RECORD | | | | | | | | | | | | | | | | | | | | | | | | | | | | | | | | | | | | | | | | | | | | | | | | | | | |
| G | IP | W | L | R | ER | SO | BB | GS | CG | SHO | SV | ERA | G | IP | W | L | R | ER | SO | BB | GS | CG | SHO | SV | ERA | G | IP | W | L | R | ER | SO | BB | GS | CG | SHO | SV | ERA | | | | | | | | | | | | | |
| 9 | 49.1 | 1 | 5 | 46 | 42 | 17 | 29 | 9 | 0 | 0 | 0 | 7.71 | 57 | 63.1 | 4 | 4 | 35 | 31 | 39 | 36 | 0 | 0 | 0 | 1 | 4.41 | | | | | | | | | | | | | | | | | | | | | | | | | | |
| CARDBOARD BASEBALL RATINGS | | | | | | | | | | | | | | | | | | | | | | | | | | | | | | | | | | | | | | | | | | | | | | | | | | | |
| ERA | | | | | | | | | | | | | W | | | | | | | | | | | | | BB | | | | | | | | | | | | | K | | | | | | | | | | | | |
| 77 | | | | | | | | | | | | | 1 | | | | | | | | | | | | | 29 | | | | | | | | | | | | | 17 | | | | | | | | | | | | |

| | | | | | | | | | | | | | | | | | | | | | | | | | | | | | | | | | | | | | | | | | | | | | | | | | | | |
|---|------|---|---|----|----|----|----|----|----|-----|----|------|---------------------------------|----|---|---|---|----|----|----|----|----|-----|----|-----|----|----|---|---|---|----|----|----|----|----|-----|----|-----|----|--|--|--|--|--|--|--|--|--|--|--|--|
| 701 | | | | | | | | | | | | | TERRY MATHEWS | | | | | | | | | | | | | P | | | | | | | | | | | | | | | | | | | | | | | | | |
| HT: 6'2" WT: 200 THROWS: RIGHT BATS: LEFT | | | | | | | | | | | | | BORN: 10-5-1964, Alexandria, LA | | | | | | | | | | | | | | | | | | | | | | | | | | | | | | | | | | | | | | |
| 1997 BALTIMORE ORIOLES PITCHING RECORD | | | | | | | | | | | | | | | | | | | | | | | | | | | | | | | | | | | | | | | | | | | | | | | | | | | |
| G | IP | W | L | R | ER | SO | BB | GS | CG | SHO | SV | ERA | G | IP | W | L | R | ER | SO | BB | GS | CG | SHO | SV | ERA | G | IP | W | L | R | ER | SO | BB | GS | CG | SHO | SV | ERA | | | | | | | | | | | | | |
| 57 | 63.1 | 4 | 4 | 35 | 31 | 39 | 36 | 0 | 0 | 0 | 1 | 4.41 | | | | | | | | | | | | | | | | | | | | | | | | | | | | | | | | | | | | | | | |
| CARDBOARD BASEBALL RATINGS | | | | | | | | | | | | | | | | | | | | | | | | | | | | | | | | | | | | | | | | | | | | | | | | | | | |
| ERA | | | | | | | | | | | | | W | | | | | | | | | | | | | BB | | | | | | | | | | | | | K | | | | | | | | | | | | |
| 44 | | | | | | | | | | | | | 4 | | | | | | | | | | | | | 36 | | | | | | | | | | | | | 39 | | | | | | | | | | | | |

| | | | | | | | | | | | | | | | | | | | | | | | | | | | | | | | | | | | | | | | | | | | | | | | | | | | |
|---|-------|----|---|----|----|-----|----|----|----|-----|----|------|------------------------------------|------|----|---|----|----|----|----|----|----|-----|----|------|----|----|---|---|---|----|----|----|----|----|-----|----|-----|-----|--|--|--|--|--|--|--|--|--|--|--|--|
| 698 | | | | | | | | | | | | | PEDRO MARTINEZ | | | | | | | | | | | | | P | | | | | | | | | | | | | | | | | | | | | | | | | |
| HT: 5'11" WT: 170 THROWS: RIGHT BATS: RIGHT | | | | | | | | | | | | | BORN: 10-25-1971, Manoguyabo, D.R. | | | | | | | | | | | | | | | | | | | | | | | | | | | | | | | | | | | | | | |
| 1997 MONTREAL EXPOS PITCHING RECORD | | | | | | | | | | | | | | | | | | | | | | | | | | | | | | | | | | | | | | | | | | | | | | | | | | | |
| G | IP | W | L | R | ER | SO | BB | GS | CG | SHO | SV | ERA | G | IP | W | L | R | ER | SO | BB | GS | CG | SHO | SV | ERA | G | IP | W | L | R | ER | SO | BB | GS | CG | SHO | SV | ERA | | | | | | | | | | | | | |
| 31 | 241.1 | 17 | 8 | 65 | 51 | 305 | 67 | 31 | 13 | 4 | 0 | 1.90 | 64 | 74.2 | 10 | 6 | 32 | 25 | 70 | 30 | 0 | 0 | 0 | 3 | 3.01 | | | | | | | | | | | | | | | | | | | | | | | | | | |
| CARDBOARD BASEBALL RATINGS | | | | | | | | | | | | | | | | | | | | | | | | | | | | | | | | | | | | | | | | | | | | | | | | | | | |
| ERA | | | | | | | | | | | | | W | | | | | | | | | | | | | BB | | | | | | | | | | | | | K | | | | | | | | | | | | |
| 19 | | | | | | | | | | | | | 17 | | | | | | | | | | | | | 67 | | | | | | | | | | | | | 305 | | | | | | | | | | | | |

| | | | | | | | | | | | | | | | | | | | | | | | | | | | | | | | | | | | | | | | | | | | | | | | | | | | |
|--|-------|----|---|----|----|-----|----|----|----|-----|----|------|--------------------------------|------|----|---|----|----|----|----|----|----|-----|----|------|----|----|---|---|---|----|----|----|----|----|-----|----|-----|----|--|--|--|--|--|--|--|--|--|--|--|--|
| 702 | | | | | | | | | | | | | T.J. MATHEWS | | | | | | | | | | | | | P | | | | | | | | | | | | | | | | | | | | | | | | | |
| HT: 6'2" WT: 200 THROWS: RIGHT BATS: RIGHT | | | | | | | | | | | | | BORN: 1-9-1970, Belleville, IL | | | | | | | | | | | | | | | | | | | | | | | | | | | | | | | | | | | | | | |
| 1997 OAKLAND ATHLETICS PITCHING RECORD | | | | | | | | | | | | | | | | | | | | | | | | | | | | | | | | | | | | | | | | | | | | | | | | | | | |
| G | IP | W | L | R | ER | SO | BB | GS | CG | SHO | SV | ERA | G | IP | W | L | R | ER | SO | BB | GS | CG | SHO | SV | ERA | G | IP | W | L | R | ER | SO | BB | GS | CG | SHO | SV | ERA | | | | | | | | | | | | | |
| 31 | 241.1 | 17 | 8 | 65 | 51 | 305 | 67 | 31 | 13 | 4 | 0 | 1.90 | 64 | 74.2 | 10 | 6 | 32 | 25 | 70 | 30 | 0 | 0 | 0 | 3 | 3.01 | | | | | | | | | | | | | | | | | | | | | | | | | | |
| CARDBOARD BASEBALL RATINGS | | | | | | | | | | | | | | | | | | | | | | | | | | | | | | | | | | | | | | | | | | | | | | | | | | | |
| ERA | | | | | | | | | | | | | W | | | | | | | | | | | | | BB | | | | | | | | | | | | | K | | | | | | | | | | | | |
| 30 | | | | | | | | | | | | | 10 | | | | | | | | | | | | | 30 | | | | | | | | | | | | | 70 | | | | | | | | | | | | |

| | | | | | | | | | | | | | | | | | | | | | | | | | | | | | | | | | | | | | | | | | | | | | | | | | | | |
|--|-------|----|---|----|----|-----|----|----|----|-----|----|------|--------------------------------------|------|---|---|----|----|----|----|----|----|-----|----|------|----|----|---|---|---|----|----|----|----|----|-----|----|-----|-----|--|--|--|--|--|--|--|--|--|--|--|--|
| 699 | | | | | | | | | | | | | RAMON MARTINEZ | | | | | | | | | | | | | P | | | | | | | | | | | | | | | | | | | | | | | | | |
| HT: 6'4" WT: 165 THROWS: RIGHT BATS: RIGHT | | | | | | | | | | | | | BORN: 3-22-1968, Santo Domingo, D.R. | | | | | | | | | | | | | | | | | | | | | | | | | | | | | | | | | | | | | | |
| 1997 LOS ANGELES DODGERS PITCHING RECORD | | | | | | | | | | | | | | | | | | | | | | | | | | | | | | | | | | | | | | | | | | | | | | | | | | | |
| G | IP | W | L | R | ER | SO | BB | GS | CG | SHO | SV | ERA | G | IP | W | L | R | ER | SO | BB | GS | CG | SHO | SV | ERA | G | IP | W | L | R | ER | SO | BB | GS | CG | SHO | SV | ERA | | | | | | | | | | | | | |
| 22 | 133.2 | 10 | 5 | 64 | 54 | 120 | 68 | 22 | 1 | 0 | 0 | 3.64 | 29 | 51.2 | 2 | 1 | 31 | 30 | 42 | 25 | 2 | 0 | 0 | 0 | 5.23 | | | | | | | | | | | | | | | | | | | | | | | | | | |
| CARDBOARD BASEBALL RATINGS | | | | | | | | | | | | | | | | | | | | | | | | | | | | | | | | | | | | | | | | | | | | | | | | | | | |
| ERA | | | | | | | | | | | | | W | | | | | | | | | | | | | BB | | | | | | | | | | | | | K | | | | | | | | | | | | |
| 36 | | | | | | | | | | | | | 10 | | | | | | | | | | | | | 68 | | | | | | | | | | | | | 120 | | | | | | | | | | | | |

| | | | | | | | | | | | | | | | | | | | | | | | | | | | | | | | | | | | | | | | | | | | | | | | | | | | |
|--|-------|----|---|----|----|-----|----|----|----|-----|----|------|-------------------------------------|------|---|---|----|----|----|----|----|----|-----|----|------|----|----|---|---|---|----|----|----|----|----|-----|----|-----|----|--|--|--|--|--|--|--|--|--|--|--|--|
| 703 | | | | | | | | | | | | | DARRELL MAY | | | | | | | | | | | | | P | | | | | | | | | | | | | | | | | | | | | | | | | |
| HT: 6'2" WT: 170 THROWS: LEFT BATS: LEFT | | | | | | | | | | | | | BORN: 6-13-1972, San Bernardino, CA | | | | | | | | | | | | | | | | | | | | | | | | | | | | | | | | | | | | | | |
| 1997 ANAHEIM ANGELS PITCHING RECORD | | | | | | | | | | | | | | | | | | | | | | | | | | | | | | | | | | | | | | | | | | | | | | | | | | | |
| G | IP | W | L | R | ER | SO | BB | GS | CG | SHO | SV | ERA | G | IP | W | L | R | ER | SO | BB | GS | CG | SHO | SV | ERA | G | IP | W | L | R | ER | SO | BB | GS | CG | SHO | SV | ERA | | | | | | | | | | | | | |
| 22 | 133.2 | 10 | 5 | 64 | 54 | 120 | 68 | 22 | 1 | 0 | 0 | 3.64 | 29 | 51.2 | 2 | 1 | 31 | 30 | 42 | 25 | 2 | 0 | 0 | 0 | 5.23 | | | | | | | | | | | | | | | | | | | | | | | | | | |
| CARDBOARD BASEBALL RATINGS | | | | | | | | | | | | | | | | | | | | | | | | | | | | | | | | | | | | | | | | | | | | | | | | | | | |
| ERA | | | | | | | | | | | | | W | | | | | | | | | | | | | BB | | | | | | | | | | | | | K | | | | | | | | | | | | |
| 52 | | | | | | | | | | | | | 2 | | | | | | | | | | | | | 25 | | | | | | | | | | | | | 42 | | | | | | | | | | | | |

| | | | | | | | | | | | | | | | | | | | | | | | | | | | | | | | | | | | | | | | | | | | | | | | | | | | |
|--|------|---|---|----|----|----|----|----|----|-----|----|------|---------------------------------|------|---|---|----|----|----|----|----|----|-----|----|------|----|----|---|---|---|----|----|----|----|----|-----|----|-----|----|--|--|--|--|--|--|--|--|--|--|--|--|
| 700 | | | | | | | | | | | | | TOM MARTIN | | | | | | | | | | | | | P | | | | | | | | | | | | | | | | | | | | | | | | | |
| HT: 6'1" WT: 200 THROWS: LEFT BATS: LEFT | | | | | | | | | | | | | BORN: 5-21-1970, Charleston, SC | | | | | | | | | | | | | | | | | | | | | | | | | | | | | | | | | | | | | | |
| 1997 HOUSTON ASTROS PITCHING RECORD | | | | | | | | | | | | | | | | | | | | | | | | | | | | | | | | | | | | | | | | | | | | | | | | | | | |
| G | IP | W | L | R | ER | SO | BB | GS | CG | SHO | SV | ERA | G | IP | W | L | R | ER | SO | BB | GS | CG | SHO | SV | ERA | G | IP | W | L | R | ER | SO | BB | GS | CG | SHO | SV | ERA | | | | | | | | | | | | | |
| 55 | 56.1 | 5 | 3 | 13 | 13 | 36 | 23 | 0 | 0 | 0 | 2 | 2.09 | 37 | 29.2 | 1 | 1 | 21 | 18 | 34 | 16 | 0 | 0 | 0 | 0 | 5.46 | | | | | | | | | | | | | | | | | | | | | | | | | | |
| CARDBOARD BASEBALL RATINGS | | | | | | | | | | | | | | | | | | | | | | | | | | | | | | | | | | | | | | | | | | | | | | | | | | | |
| ERA | | | | | | | | | | | | | W | | | | | | | | | | | | | BB | | | | | | | | | | | | | K | | | | | | | | | | | | |
| 20 | | | | | | | | | | | | | 5 | | | | | | | | | | | | | 23 | | | | | | | | | | | | | 36 | | | | | | | | | | | | |

| | | | | | | | | | | | | | | | | | | | | | | | | | | | | | | | | | | | | | | | | | | | | | | | | | | | |
|--|------|---|---|----|----|----|----|----|----|-----|----|------|-------------------------------|----|---|---|---|----|----|----|----|----|-----|----|-----|----|----|---|---|---|----|----|----|----|----|-----|----|-----|----|--|--|--|--|--|--|--|--|--|--|--|--|
| 704 | | | | | | | | | | | | | GREG MCCARTHY | | | | | | | | | | | | | P | | | | | | | | | | | | | | | | | | | | | | | | | |
| HT: 6'2" WT: 195 THROWS: LEFT BATS: LEFT | | | | | | | | | | | | | BORN: 10-30-1968, Norwalk, CT | | | | | | | | | | | | | | | | | | | | | | | | | | | | | | | | | | | | | | |
| 1997 SEATTLE MARINERS PITCHING RECORD | | | | | | | | | | | | | | | | | | | | | | | | | | | | | | | | | | | | | | | | | | | | | | | | | | | |
| G | IP | W | L | R | ER | SO | BB | GS | CG | SHO | SV | ERA | G | IP | W | L | R | ER | SO | BB | GS | CG | SHO | SV | ERA | G | IP | W | L | R | ER | SO | BB | GS | CG | SHO | SV | ERA | | | | | | | | | | | | | |
| 37 | 29.2 | 1 | 1 | 21 | 18 | 34 | 16 | 0 | 0 | 0 | 0 | 5.46 | | | | | | | | | | | | | | | | | | | | | | | | | | | | | | | | | | | | | | | |
| CARDBOARD BASEBALL RATINGS | | | | | | | | | | | | | | | | | | | | | | | | | | | | | | | | | | | | | | | | | | | | | | | | | | | |
| ERA | | | | | | | | | | | | | W | | | | | | | | | | | | | BB | | | | | | | | | | | | | K | | | | | | | | | | | | |
| 54 | | | | | | | | | | | | | 1 | | | | | | | | | | | | | 16 | | | | | | | | | | | | | 34 | | | | | | | | | | | | |

| | | | | | | | | | | | | | | | | | | | | | | | | | | | | | | | | | | | | | | | | | | | | | | | | | | | |
|--|------|---|---|----|----|----|----|----|----|-----|----|------|-------------------------------|------|---|----|----|----|----|----|----|----|-----|----|------|----|--|--|--|--|--|--|--|--|--|--|--|--|----|--|--|--|--|--|--|--|--|--|--|--|--|
| 705 | | | | | | | | | | | | | JEFF MCCURRY | | | | | | | | | | | | | P | | | | | | | | | | | | | | | | | | | | | | | | | |
| HT: 6'7" WT: 210 THROWS: RIGHT BATS: RIGHT | | | | | | | | | | | | | BORN: 1-21-1970, Tokyo, Japan | | | | | | | | | | | | | | | | | | | | | | | | | | | | | | | | | | | | | | |
| 1997 COLORADO ROCKIES PITCHING RECORD | | | | | | | | | | | | | | | | | | | | | | | | | | | | | | | | | | | | | | | | | | | | | | | | | | | |
| G | IP | W | L | R | ER | SO | BB | GS | CG | SHO | SV | ERA | G | IP | W | L | R | ER | SO | BB | GS | CG | SHO | SV | ERA | | | | | | | | | | | | | | | | | | | | | | | | | | |
| 33 | 40.2 | 1 | 4 | 22 | 20 | 19 | 20 | 0 | 0 | 0 | 0 | 4.43 | 73 | 87.2 | 7 | 10 | 34 | 29 | 81 | 27 | 0 | 0 | 0 | 7 | 2.98 | | | | | | | | | | | | | | | | | | | | | | | | | | |
| CARDBOARD BASEBALL RATINGS | | | | | | | | | | | | | | | | | | | | | | | | | | | | | | | | | | | | | | | | | | | | | | | | | | | |
| ERA | | | | | | | | | | | | | W | | | | | | | | | | | | | BB | | | | | | | | | | | | | K | | | | | | | | | | | | |
| 44 | | | | | | | | | | | | | 1 | | | | | | | | | | | | | 20 | | | | | | | | | | | | | 19 | | | | | | | | | | | | |

| | | | | | | | | | | | | | | | | | | | | | | | | | | | | | | | | | | | | | | | | | | | | | | | | | | | |
|--|------|---|----|----|----|----|----|----|----|-----|----|------|--------------------------------|------|---|----|----|----|----|----|----|----|-----|----|------|----|--|--|--|--|--|--|--|--|--|--|--|--|----|--|--|--|--|--|--|--|--|--|--|--|--|
| 709 | | | | | | | | | | | | | GREG MCMICHAEL | | | | | | | | | | | | | P | | | | | | | | | | | | | | | | | | | | | | | | | |
| HT: 6'3" WT: 215 THROWS: RIGHT BATS: RIGHT | | | | | | | | | | | | | BORN: 12-1-1966, Knoxville, TN | | | | | | | | | | | | | | | | | | | | | | | | | | | | | | | | | | | | | | |
| 1997 NEW YORK METS PITCHING RECORD | | | | | | | | | | | | | | | | | | | | | | | | | | | | | | | | | | | | | | | | | | | | | | | | | | | |
| G | IP | W | L | R | ER | SO | BB | GS | CG | SHO | SV | ERA | G | IP | W | L | R | ER | SO | BB | GS | CG | SHO | SV | ERA | | | | | | | | | | | | | | | | | | | | | | | | | | |
| 73 | 87.2 | 7 | 10 | 34 | 29 | 81 | 27 | 0 | 0 | 0 | 7 | 2.98 | 73 | 87.2 | 7 | 10 | 34 | 29 | 81 | 27 | 0 | 0 | 0 | 7 | 2.98 | | | | | | | | | | | | | | | | | | | | | | | | | | |
| CARDBOARD BASEBALL RATINGS | | | | | | | | | | | | | | | | | | | | | | | | | | | | | | | | | | | | | | | | | | | | | | | | | | | |
| ERA | | | | | | | | | | | | | W | | | | | | | | | | | | | BB | | | | | | | | | | | | | K | | | | | | | | | | | | |
| 29 | | | | | | | | | | | | | 7 | | | | | | | | | | | | | 27 | | | | | | | | | | | | | 81 | | | | | | | | | | | | |

| | | | | | | | | | | | | | | | | | | | | | | | | | | | | | | | | | | | | | | | | | | | | | | | | | | | |
|--|-------|---|---|----|----|-----|----|----|----|-----|----|------|-----------------------------------|------|---|---|----|----|----|----|----|----|-----|----|------|----|--|--|--|--|--|--|--|--|--|--|--|--|-----|--|--|--|--|--|--|--|--|--|--|--|--|
| 706 | | | | | | | | | | | | | BEN MCDONALD | | | | | | | | | | | | | P | | | | | | | | | | | | | | | | | | | | | | | | | |
| HT: 6'7" WT: 212 THROWS: RIGHT BATS: RIGHT | | | | | | | | | | | | | BORN: 11-24-1967, Baton Rouge, LA | | | | | | | | | | | | | | | | | | | | | | | | | | | | | | | | | | | | | | |
| 1997 MILWAUKEE BREWERS PITCHING RECORD | | | | | | | | | | | | | | | | | | | | | | | | | | | | | | | | | | | | | | | | | | | | | | | | | | | |
| G | IP | W | L | R | ER | SO | BB | GS | CG | SHO | SV | ERA | G | IP | W | L | R | ER | SO | BB | GS | CG | SHO | SV | ERA | | | | | | | | | | | | | | | | | | | | | | | | | | |
| 21 | 133.1 | 8 | 7 | 68 | 60 | 110 | 36 | 21 | 1 | 0 | 0 | 4.06 | 25 | 33.2 | 0 | 4 | 23 | 22 | 25 | 10 | 0 | 0 | 0 | 0 | 5.88 | | | | | | | | | | | | | | | | | | | | | | | | | | |
| CARDBOARD BASEBALL RATINGS | | | | | | | | | | | | | | | | | | | | | | | | | | | | | | | | | | | | | | | | | | | | | | | | | | | |
| ERA | | | | | | | | | | | | | W | | | | | | | | | | | | | BB | | | | | | | | | | | | | K | | | | | | | | | | | | |
| 40 | | | | | | | | | | | | | 8 | | | | | | | | | | | | | 36 | | | | | | | | | | | | | 110 | | | | | | | | | | | | |

| | | | | | | | | | | | | | | | | | | | | | | | | | | | | | | | | | | | | | | | | | | | | | | | | | | | |
|---|------|---|---|----|----|----|----|----|----|-----|----|------|------------------------------|------|---|---|----|----|----|----|----|----|-----|----|------|----|--|--|--|--|--|--|--|--|--|--|--|--|----|--|--|--|--|--|--|--|--|--|--|--|--|
| 710 | | | | | | | | | | | | | JIM MECIR | | | | | | | | | | | | | P | | | | | | | | | | | | | | | | | | | | | | | | | |
| HT: 6'1" WT: 195 THROWS: RIGHT BATS: BOTH | | | | | | | | | | | | | BORN: 5-16-1970, Bayside, NY | | | | | | | | | | | | | | | | | | | | | | | | | | | | | | | | | | | | | | |
| 1997 NEW YORK YANKEES PITCHING RECORD | | | | | | | | | | | | | | | | | | | | | | | | | | | | | | | | | | | | | | | | | | | | | | | | | | | |
| G | IP | W | L | R | ER | SO | BB | GS | CG | SHO | SV | ERA | G | IP | W | L | R | ER | SO | BB | GS | CG | SHO | SV | ERA | | | | | | | | | | | | | | | | | | | | | | | | | | |
| 25 | 33.2 | 0 | 4 | 23 | 22 | 25 | 10 | 0 | 0 | 0 | 0 | 5.88 | 25 | 33.2 | 0 | 4 | 23 | 22 | 25 | 10 | 0 | 0 | 0 | 0 | 5.88 | | | | | | | | | | | | | | | | | | | | | | | | | | |
| CARDBOARD BASEBALL RATINGS | | | | | | | | | | | | | | | | | | | | | | | | | | | | | | | | | | | | | | | | | | | | | | | | | | | |
| ERA | | | | | | | | | | | | | W | | | | | | | | | | | | | BB | | | | | | | | | | | | | K | | | | | | | | | | | | |
| 58 | | | | | | | | | | | | | 0 | | | | | | | | | | | | | 10 | | | | | | | | | | | | | 25 | | | | | | | | | | | | |

| | | | | | | | | | | | | | | | | | | | | | | | | | | | | | | | | | | | | | | | | | | | | | | | | | | | |
|--|------|---|---|----|----|----|----|----|----|-----|----|------|-------------------------------|-------|---|---|----|----|----|----|----|----|-----|----|------|----|--|--|--|--|--|--|--|--|--|--|--|--|----|--|--|--|--|--|--|--|--|--|--|--|--|
| 707 | | | | | | | | | | | | | JACK MCDOWELL | | | | | | | | | | | | | P | | | | | | | | | | | | | | | | | | | | | | | | | |
| HT: 6'5" WT: 180 THROWS: RIGHT BATS: RIGHT | | | | | | | | | | | | | BORN: 1-16-1966, Van Nuys, CA | | | | | | | | | | | | | | | | | | | | | | | | | | | | | | | | | | | | | | |
| 1997 CLEVELAND INDIANS PITCHING RECORD | | | | | | | | | | | | | | | | | | | | | | | | | | | | | | | | | | | | | | | | | | | | | | | | | | | |
| G | IP | W | L | R | ER | SO | BB | GS | CG | SHO | SV | ERA | G | IP | W | L | R | ER | SO | BB | GS | CG | SHO | SV | ERA | | | | | | | | | | | | | | | | | | | | | | | | | | |
| 8 | 40.2 | 3 | 3 | 25 | 23 | 38 | 18 | 6 | 0 | 0 | 0 | 5.09 | 39 | 133.2 | 8 | 6 | 67 | 63 | 82 | 28 | 15 | 0 | 0 | 2 | 4.24 | | | | | | | | | | | | | | | | | | | | | | | | | | |
| CARDBOARD BASEBALL RATINGS | | | | | | | | | | | | | | | | | | | | | | | | | | | | | | | | | | | | | | | | | | | | | | | | | | | |
| ERA | | | | | | | | | | | | | W | | | | | | | | | | | | | BB | | | | | | | | | | | | | K | | | | | | | | | | | | |
| 50 | | | | | | | | | | | | | 3 | | | | | | | | | | | | | 18 | | | | | | | | | | | | | 38 | | | | | | | | | | | | |

| | | | | | | | | | | | | | | | | | | | | | | | | | | | | | | | | | | | | | | | | | | | | | | | | | | | |
|--|-------|---|---|----|----|----|----|----|----|-----|----|------|-------------------------------------|-------|---|---|----|----|----|----|----|----|-----|----|------|----|--|--|--|--|--|--|--|--|--|--|--|--|----|--|--|--|--|--|--|--|--|--|--|--|--|
| 711 | | | | | | | | | | | | | RAMIRO MENDOZA | | | | | | | | | | | | | P | | | | | | | | | | | | | | | | | | | | | | | | | |
| HT: 6'2" WT: 154 THROWS: RIGHT BATS: RIGHT | | | | | | | | | | | | | BORN: 6-15-1972, Los Santos, Panama | | | | | | | | | | | | | | | | | | | | | | | | | | | | | | | | | | | | | | |
| 1997 NEW YORK YANKEES PITCHING RECORD | | | | | | | | | | | | | | | | | | | | | | | | | | | | | | | | | | | | | | | | | | | | | | | | | | | |
| G | IP | W | L | R | ER | SO | BB | GS | CG | SHO | SV | ERA | G | IP | W | L | R | ER | SO | BB | GS | CG | SHO | SV | ERA | | | | | | | | | | | | | | | | | | | | | | | | | | |
| 39 | 133.2 | 8 | 6 | 67 | 63 | 82 | 28 | 15 | 0 | 0 | 2 | 4.24 | 39 | 133.2 | 8 | 6 | 67 | 63 | 82 | 28 | 15 | 0 | 0 | 2 | 4.24 | | | | | | | | | | | | | | | | | | | | | | | | | | |
| CARDBOARD BASEBALL RATINGS | | | | | | | | | | | | | | | | | | | | | | | | | | | | | | | | | | | | | | | | | | | | | | | | | | | |
| ERA | | | | | | | | | | | | | W | | | | | | | | | | | | | BB | | | | | | | | | | | | | K | | | | | | | | | | | | |
| 42 | | | | | | | | | | | | | 8 | | | | | | | | | | | | | 28 | | | | | | | | | | | | | 82 | | | | | | | | | | | | |

| | | | | | | | | | | | | | | | | | | | | | | | | | | | | | | | | | | | | | | | | | | | | | | | | | | | |
|--|------|---|---|----|----|----|----|----|----|-----|----|------|----------------------------------|------|---|---|----|----|----|----|----|----|-----|----|------|----|--|--|--|--|--|--|--|--|--|--|--|--|----|--|--|--|--|--|--|--|--|--|--|--|--|
| 708 | | | | | | | | | | | | | CHUCK MCELROY | | | | | | | | | | | | | P | | | | | | | | | | | | | | | | | | | | | | | | | |
| HT: 6'0" WT: 160 THROWS: LEFT BATS: LEFT | | | | | | | | | | | | | BORN: 10-1-1967, Port Arthur, TX | | | | | | | | | | | | | | | | | | | | | | | | | | | | | | | | | | | | | | |
| 1997 CHICAGO WHITE SOX PITCHING RECORD | | | | | | | | | | | | | | | | | | | | | | | | | | | | | | | | | | | | | | | | | | | | | | | | | | | |
| G | IP | W | L | R | ER | SO | BB | GS | CG | SHO | SV | ERA | G | IP | W | L | R | ER | SO | BB | GS | CG | SHO | SV | ERA | | | | | | | | | | | | | | | | | | | | | | | | | | |
| 61 | 75.1 | 1 | 3 | 36 | 32 | 62 | 22 | 0 | 0 | 0 | 1 | 3.84 | 9 | 44.1 | 2 | 3 | 23 | 23 | 22 | 13 | 8 | 0 | 0 | 0 | 4.70 | | | | | | | | | | | | | | | | | | | | | | | | | | |
| CARDBOARD BASEBALL RATINGS | | | | | | | | | | | | | | | | | | | | | | | | | | | | | | | | | | | | | | | | | | | | | | | | | | | |
| ERA | | | | | | | | | | | | | W | | | | | | | | | | | | | BB | | | | | | | | | | | | | K | | | | | | | | | | | | |
| 38 | | | | | | | | | | | | | 1 | | | | | | | | | | | | | 22 | | | | | | | | | | | | | 62 | | | | | | | | | | | | |

| | | | | | | | | | | | | | | | | | | | | | | | | | | | | | | | | | | | | | | | | | | | | | | | | | | | |
|--|------|---|---|----|----|----|----|----|----|-----|----|------|--------------------------------|------|---|---|----|----|----|----|----|----|-----|----|------|----|--|--|--|--|--|--|--|--|--|--|--|--|----|--|--|--|--|--|--|--|--|--|--|--|--|
| 712 | | | | | | | | | | | | | PAUL MENHART | | | | | | | | | | | | | P | | | | | | | | | | | | | | | | | | | | | | | | | |
| HT: 6'2" WT: 190 THROWS: RIGHT BATS: RIGHT | | | | | | | | | | | | | BORN: 3-25-1969, St. Louis, MO | | | | | | | | | | | | | | | | | | | | | | | | | | | | | | | | | | | | | | |
| 1997 SAN DIEGO PADRES PITCHING RECORD | | | | | | | | | | | | | | | | | | | | | | | | | | | | | | | | | | | | | | | | | | | | | | | | | | | |
| G | IP | W | L | R | ER | SO | BB | GS | CG | SHO | SV | ERA | G | IP | W | L | R | ER | SO | BB | GS | CG | SHO | SV | ERA | | | | | | | | | | | | | | | | | | | | | | | | | | |
| 9 | 44.1 | 2 | 3 | 23 | 23 | 22 | 13 | 8 | 0 | 0 | 0 | 4.70 | 9 | 44.1 | 2 | 3 | 23 | 23 | 22 | 13 | 8 | 0 | 0 | 0 | 4.70 | | | | | | | | | | | | | | | | | | | | | | | | | | |
| CARDBOARD BASEBALL RATINGS | | | | | | | | | | | | | | | | | | | | | | | | | | | | | | | | | | | | | | | | | | | | | | | | | | | |
| ERA | | | | | | | | | | | | | W | | | | | | | | | | | | | BB | | | | | | | | | | | | | K | | | | | | | | | | | | |
| 47 | | | | | | | | | | | | | 2 | | | | | | | | | | | | | 13 | | | | | | | | | | | | | 22 | | | | | | | | | | | | |

| <div>713</div> <div>JOSE MERCEDES</div> <div>P</div> <div>HT: 6'1" WT: 180 THROWS: RIGHT BATS: RIGHT BORN: 3-5-1971, El Seibo, D.R.</div> <div>1997 MILWAUKEE BREWERS PITCHING RECORD</div> <table><tr><th>G</th><th>IP</th><th>W</th><th>L</th><th>R</th><th>ER</th><th>SO</th><th>BB</th><th>GS</th><th>CG</th><th>SHO</th><th>SV</th><th>ERA</th></tr><tr><td>29</td><td>159.1</td><td>7</td><td>10</td><td>76</td><td>67</td><td>80</td><td>53</td><td>23</td><td>2</td><td>1</td><td>0</td><td>3.79</td></tr></table> <div>CARDBOARD BASEBALL RATINGS</div> <table><tr><td>ERA</td><td>W</td><td>BB</td><td>K</td></tr><tr><td>37</td><td>7</td><td>53</td><td>80</td></tr></table> | | | | | | | | | | | | | G | IP | W | L | R | ER | SO | BB | GS | CG | SHO | SV | ERA | 29 | 159.1 | 7 | 10 | 76 | 67 | 80 | 53 | 23 | 2 | 1 | 0 | 3.79 | ERA | W | BB | K | 37 | 7 | 53 | 80 | <div>717</div> <div>TRAVIS MILLER</div> <div>P</div> <div>HT: 6'3" WT: 205 THROWS: LEFT BATS: RIGHT BORN: 11-2-1972, Dayton, OH</div> <div>1997 MINNESOTA TWINS PITCHING RECORD</div> <table><tr><th>G</th><th>IP</th><th>W</th><th>L</th><th>R</th><th>ER</th><th>SO</th><th>BB</th><th>GS</th><th>CG</th><th>SHO</th><th>SV</th><th>ERA</th></tr><tr><td>13</td><td>48.1</td><td>1</td><td>5</td><td>49</td><td>41</td><td>26</td><td>23</td><td>7</td><td>0</td><td>0</td><td>0</td><td>7.63</td></tr></table> <div>CARDBOARD BASEBALL RATINGS</div> <table><tr><td>ERA</td><td>W</td><td>BB</td><td>K</td></tr><tr><td>76</td><td>1</td><td>23</td><td>26</td></tr></table> | | | | | | | | | | | | | G | IP | W | L | R | ER | SO | BB | GS | CG | SHO | SV | ERA | 13 | 48.1 | 1 | 5 | 49 | 41 | 26 | 23 | 7 | 0 | 0 | 0 | 7.63 | ERA | W | BB | K | 76 | 1 | 23 | 26 |
|--|-------|----|----|----|----|----|----|----|----|-----|----|------|---|----|---|---|---|----|----|----|----|----|-----|----|-----|----|-------|---|----|----|----|----|----|----|---|---|----|------|-----|---|----|---|----|---|----|----|---|--|--|--|--|--|--|--|--|--|--|--|--|---|----|---|---|---|----|----|----|----|----|-----|----|-----|----|------|---|---|----|----|----|----|---|---|---|---|------|-----|---|----|---|----|---|----|----|
| G | IP | W | L | R | ER | SO | BB | GS | CG | SHO | SV | ERA | | | | | | | | | | | | | | | | | | | | | | | | | | | | | | | | | | | | | | | | | | | | | | | | | | | | | | | | | | | | | | | | | | | | | | | | | | | | | | | | | |
| 29 | 159.1 | 7 | 10 | 76 | 67 | 80 | 53 | 23 | 2 | 1 | 0 | 3.79 | | | | | | | | | | | | | | | | | | | | | | | | | | | | | | | | | | | | | | | | | | | | | | | | | | | | | | | | | | | | | | | | | | | | | | | | | | | | | | | | | |
| ERA | W | BB | K | | | | | | | | | | | | | | | | | | | | | | | | | | | | | | | | | | | | | | | | | | | | | | | | | | | | | | | | | | | | | | | | | | | | | | | | | | | | | | | | | | | | | | | | | | |
| 37 | 7 | 53 | 80 | | | | | | | | | | | | | | | | | | | | | | | | | | | | | | | | | | | | | | | | | | | | | | | | | | | | | | | | | | | | | | | | | | | | | | | | | | | | | | | | | | | | | | | | | | |
| G | IP | W | L | R | ER | SO | BB | GS | CG | SHO | SV | ERA | | | | | | | | | | | | | | | | | | | | | | | | | | | | | | | | | | | | | | | | | | | | | | | | | | | | | | | | | | | | | | | | | | | | | | | | | | | | | | | | | |
| 13 | 48.1 | 1 | 5 | 49 | 41 | 26 | 23 | 7 | 0 | 0 | 0 | 7.63 | | | | | | | | | | | | | | | | | | | | | | | | | | | | | | | | | | | | | | | | | | | | | | | | | | | | | | | | | | | | | | | | | | | | | | | | | | | | | | | | | |
| ERA | W | BB | K | | | | | | | | | | | | | | | | | | | | | | | | | | | | | | | | | | | | | | | | | | | | | | | | | | | | | | | | | | | | | | | | | | | | | | | | | | | | | | | | | | | | | | | | | | |
| 76 | 1 | 23 | 26 | | | | | | | | | | | | | | | | | | | | | | | | | | | | | | | | | | | | | | | | | | | | | | | | | | | | | | | | | | | | | | | | | | | | | | | | | | | | | | | | | | | | | | | | | | |
| <div>714</div> <div>KENT MERCKER</div> <div>P</div> <div>HT: 6'1" WT: 175 THROWS: LEFT BATS: LEFT BORN: 2-1-1968, Dublin, OH</div> <div>1997 CINCINNATI REDS PITCHING RECORD</div> <table><tr><th>G</th><th>IP</th><th>W</th><th>L</th><th>R</th><th>ER</th><th>SO</th><th>BB</th><th>GS</th><th>CG</th><th>SHO</th><th>SV</th><th>ERA</th></tr><tr><td>28</td><td>144.2</td><td>8</td><td>11</td><td>65</td><td>63</td><td>75</td><td>62</td><td>25</td><td>0</td><td>0</td><td>0</td><td>3.92</td></tr></table> <div>CARDBOARD BASEBALL RATINGS</div> <table><tr><td>ERA</td><td>W</td><td>BB</td><td>K</td></tr><tr><td>39</td><td>8</td><td>62</td><td>75</td></tr></table> | | | | | | | | | | | | | G | IP | W | L | R | ER | SO | BB | GS | CG | SHO | SV | ERA | 28 | 144.2 | 8 | 11 | 65 | 63 | 75 | 62 | 25 | 0 | 0 | 0 | 3.92 | ERA | W | BB | K | 39 | 8 | 62 | 75 | <div>718</div> <div>ALAN MILLS</div> <div>P</div> <div>HT: 6'1" WT: 190 THROWS: RIGHT BATS: RIGHT BORN: 10-18-1966, Lakeland, FL</div> <div>1997 BALTIMORE ORIOLES PITCHING RECORD</div> <table><tr><th>G</th><th>IP</th><th>W</th><th>L</th><th>R</th><th>ER</th><th>SO</th><th>BB</th><th>GS</th><th>CG</th><th>SHO</th><th>SV</th><th>ERA</th></tr><tr><td>39</td><td>38.2</td><td>2</td><td>3</td><td>23</td><td>21</td><td>32</td><td>33</td><td>0</td><td>0</td><td>0</td><td>0</td><td>4.89</td></tr></table> <div>CARDBOARD BASEBALL RATINGS</div> <table><tr><td>ERA</td><td>W</td><td>BB</td><td>K</td></tr><tr><td>48</td><td>2</td><td>33</td><td>32</td></tr></table> | | | | | | | | | | | | | G | IP | W | L | R | ER | SO | BB | GS | CG | SHO | SV | ERA | 39 | 38.2 | 2 | 3 | 23 | 21 | 32 | 33 | 0 | 0 | 0 | 0 | 4.89 | ERA | W | BB | K | 48 | 2 | 33 | 32 |
| G | IP | W | L | R | ER | SO | BB | GS | CG | SHO | SV | ERA | | | | | | | | | | | | | | | | | | | | | | | | | | | | | | | | | | | | | | | | | | | | | | | | | | | | | | | | | | | | | | | | | | | | | | | | | | | | | | | | | |
| 28 | 144.2 | 8 | 11 | 65 | 63 | 75 | 62 | 25 | 0 | 0 | 0 | 3.92 | | | | | | | | | | | | | | | | | | | | | | | | | | | | | | | | | | | | | | | | | | | | | | | | | | | | | | | | | | | | | | | | | | | | | | | | | | | | | | | | | |
| ERA | W | BB | K | | | | | | | | | | | | | | | | | | | | | | | | | | | | | | | | | | | | | | | | | | | | | | | | | | | | | | | | | | | | | | | | | | | | | | | | | | | | | | | | | | | | | | | | | | |
| 39 | 8 | 62 | 75 | | | | | | | | | | | | | | | | | | | | | | | | | | | | | | | | | | | | | | | | | | | | | | | | | | | | | | | | | | | | | | | | | | | | | | | | | | | | | | | | | | | | | | | | | | |
| G | IP | W | L | R | ER | SO | BB | GS | CG | SHO | SV | ERA | | | | | | | | | | | | | | | | | | | | | | | | | | | | | | | | | | | | | | | | | | | | | | | | | | | | | | | | | | | | | | | | | | | | | | | | | | | | | | | | | |
| 39 | 38.2 | 2 | 3 | 23 | 21 | 32 | 33 | 0 | 0 | 0 | 0 | 4.89 | | | | | | | | | | | | | | | | | | | | | | | | | | | | | | | | | | | | | | | | | | | | | | | | | | | | | | | | | | | | | | | | | | | | | | | | | | | | | | | | | |
| ERA | W | BB | K | | | | | | | | | | | | | | | | | | | | | | | | | | | | | | | | | | | | | | | | | | | | | | | | | | | | | | | | | | | | | | | | | | | | | | | | | | | | | | | | | | | | | | | | | | |
| 48 | 2 | 33 | 32 | | | | | | | | | | | | | | | | | | | | | | | | | | | | | | | | | | | | | | | | | | | | | | | | | | | | | | | | | | | | | | | | | | | | | | | | | | | | | | | | | | | | | | | | | | |
| <div>715</div> <div>JOSE MESA</div> <div>P</div> <div>HT: 6'3" WT: 170 THROWS: RIGHT BATS: RIGHT BORN: 5-22-1966, Pueblo Viejo, D.R.</div> <div>1997 CLEVELAND INDIANS PITCHING RECORD</div> <table><tr><th>G</th><th>IP</th><th>W</th><th>L</th><th>R</th><th>ER</th><th>SO</th><th>BB</th><th>GS</th><th>CG</th><th>SHO</th><th>SV</th><th>ERA</th></tr><tr><td>66</td><td>82.1</td><td>4</td><td>4</td><td>28</td><td>22</td><td>69</td><td>28</td><td>0</td><td>0</td><td>0</td><td>16</td><td>2.40</td></tr></table> <div>CARDBOARD BASEBALL RATINGS</div> <table><tr><td>ERA</td><td>W</td><td>BB</td><td>K</td></tr><tr><td>24</td><td>4</td><td>28</td><td>69</td></tr></table> | | | | | | | | | | | | | G | IP | W | L | R | ER | SO | BB | GS | CG | SHO | SV | ERA | 66 | 82.1 | 4 | 4 | 28 | 22 | 69 | 28 | 0 | 0 | 0 | 16 | 2.40 | ERA | W | BB | K | 24 | 4 | 28 | 69 | <div>719</div> <div>KEVIN MILLWOOD</div> <div>P</div> <div>HT: 6'4" WT: 230 THROWS: RIGHT BATS: RIGHT BORN: 12-24-1974, Gastonia, NC</div> <div>1997 ATLANTA BRAVES PITCHING RECORD</div> <table><tr><th>G</th><th>IP</th><th>W</th><th>L</th><th>R</th><th>ER</th><th>SO</th><th>BB</th><th>GS</th><th>CG</th><th>SHO</th><th>SV</th><th>ERA</th></tr><tr><td>12</td><td>51.1</td><td>5</td><td>3</td><td>26</td><td>23</td><td>42</td><td>21</td><td>8</td><td>0</td><td>0</td><td>0</td><td>4.03</td></tr></table> <div>CARDBOARD BASEBALL RATINGS</div> <table><tr><td>ERA</td><td>W</td><td>BB</td><td>K</td></tr><tr><td>40</td><td>5</td><td>21</td><td>42</td></tr></table> | | | | | | | | | | | | | G | IP | W | L | R | ER | SO | BB | GS | CG | SHO | SV | ERA | 12 | 51.1 | 5 | 3 | 26 | 23 | 42 | 21 | 8 | 0 | 0 | 0 | 4.03 | ERA | W | BB | K | 40 | 5 | 21 | 42 |
| G | IP | W | L | R | ER | SO | BB | GS | CG | SHO | SV | ERA | | | | | | | | | | | | | | | | | | | | | | | | | | | | | | | | | | | | | | | | | | | | | | | | | | | | | | | | | | | | | | | | | | | | | | | | | | | | | | | | | |
| 66 | 82.1 | 4 | 4 | 28 | 22 | 69 | 28 | 0 | 0 | 0 | 16 | 2.40 | | | | | | | | | | | | | | | | | | | | | | | | | | | | | | | | | | | | | | | | | | | | | | | | | | | | | | | | | | | | | | | | | | | | | | | | | | | | | | | | | |
| ERA | W | BB | K | | | | | | | | | | | | | | | | | | | | | | | | | | | | | | | | | | | | | | | | | | | | | | | | | | | | | | | | | | | | | | | | | | | | | | | | | | | | | | | | | | | | | | | | | | |
| 24 | 4 | 28 | 69 | | | | | | | | | | | | | | | | | | | | | | | | | | | | | | | | | | | | | | | | | | | | | | | | | | | | | | | | | | | | | | | | | | | | | | | | | | | | | | | | | | | | | | | | | | |
| G | IP | W | L | R | ER | SO | BB | GS | CG | SHO | SV | ERA | | | | | | | | | | | | | | | | | | | | | | | | | | | | | | | | | | | | | | | | | | | | | | | | | | | | | | | | | | | | | | | | | | | | | | | | | | | | | | | | | |
| 12 | 51.1 | 5 | 3 | 26 | 23 | 42 | 21 | 8 | 0 | 0 | 0 | 4.03 | | | | | | | | | | | | | | | | | | | | | | | | | | | | | | | | | | | | | | | | | | | | | | | | | | | | | | | | | | | | | | | | | | | | | | | | | | | | | | | | | |
| ERA | W | BB | K | | | | | | | | | | | | | | | | | | | | | | | | | | | | | | | | | | | | | | | | | | | | | | | | | | | | | | | | | | | | | | | | | | | | | | | | | | | | | | | | | | | | | | | | | | |
| 40 | 5 | 21 | 42 | | | | | | | | | | | | | | | | | | | | | | | | | | | | | | | | | | | | | | | | | | | | | | | | | | | | | | | | | | | | | | | | | | | | | | | | | | | | | | | | | | | | | | | | | | |
| <div>716</div> <div>DAN MICELI</div> <div>P</div> <div>HT: 6'1" WT: 185 THROWS: RIGHT BATS: RIGHT BORN: 9-9-1970, Newark, NJ</div> <div>1997 DETROIT TIGERS PITCHING RECORD</div> <table><tr><th>G</th><th>IP</th><th>W</th><th>L</th><th>R</th><th>ER</th><th>SO</th><th>BB</th><th>GS</th><th>CG</th><th>SHO</th><th>SV</th><th>ERA</th></tr><tr><td>71</td><td>82.2</td><td>3</td><td>2</td><td>49</td><td>46</td><td>79</td><td>38</td><td>0</td><td>0</td><td>0</td><td>3</td><td>5.01</td></tr></table> <div>CARDBOARD BASEBALL RATINGS</div> <table><tr><td>ERA</td><td>W</td><td>BB</td><td>K</td></tr><tr><td>50</td><td>3</td><td>38</td><td>79</td></tr></table> | | | | | | | | | | | | | G | IP | W | L | R | ER | SO | BB | GS | CG | SHO | SV | ERA | 71 | 82.2 | 3 | 2 | 49 | 46 | 79 | 38 | 0 | 0 | 0 | 3 | 5.01 | ERA | W | BB | K | 50 | 3 | 38 | 79 | <div>720</div> <div>MIKE MIMBS</div> <div>P</div> <div>HT: 6'2" WT: 182 THROWS: LEFT BATS: LEFT BORN: 2-13-1969, Macon, GA</div> <div>1997 PHILADELPHIA PHILLIES PITCHING RECORD</div> <table><tr><th>G</th><th>IP</th><th>W</th><th>L</th><th>R</th><th>ER</th><th>SO</th><th>BB</th><th>GS</th><th>CG</th><th>SHO</th><th>SV</th><th>ERA</th></tr><tr><td>17</td><td>28.2</td><td>0</td><td>3</td><td>27</td><td>24</td><td>29</td><td>27</td><td>1</td><td>0</td><td>0</td><td>0</td><td>7.53</td></tr></table> <div>CARDBOARD BASEBALL RATINGS</div> <table><tr><td>ERA</td><td>W</td><td>BB</td><td>K</td></tr><tr><td>75</td><td>0</td><td>27</td><td>29</td></tr></table> | | | | | | | | | | | | | G | IP | W | L | R | ER | SO | BB | GS | CG | SHO | SV | ERA | 17 | 28.2 | 0 | 3 | 27 | 24 | 29 | 27 | 1 | 0 | 0 | 0 | 7.53 | ERA | W | BB | K | 75 | 0 | 27 | 29 |
| G | IP | W | L | R | ER | SO | BB | GS | CG | SHO | SV | ERA | | | | | | | | | | | | | | | | | | | | | | | | | | | | | | | | | | | | | | | | | | | | | | | | | | | | | | | | | | | | | | | | | | | | | | | | | | | | | | | | | |
| 71 | 82.2 | 3 | 2 | 49 | 46 | 79 | 38 | 0 | 0 | 0 | 3 | 5.01 | | | | | | | | | | | | | | | | | | | | | | | | | | | | | | | | | | | | | | | | | | | | | | | | | | | | | | | | | | | | | | | | | | | | | | | | | | | | | | | | | |
| ERA | W | BB | K | | | | | | | | | | | | | | | | | | | | | | | | | | | | | | | | | | | | | | | | | | | | | | | | | | | | | | | | | | | | | | | | | | | | | | | | | | | | | | | | | | | | | | | | | | |
| 50 | 3 | 38 | 79 | | | | | | | | | | | | | | | | | | | | | | | | | | | | | | | | | | | | | | | | | | | | | | | | | | | | | | | | | | | | | | | | | | | | | | | | | | | | | | | | | | | | | | | | | | |
| G | IP | W | L | R | ER | SO | BB | GS | CG | SHO | SV | ERA | | | | | | | | | | | | | | | | | | | | | | | | | | | | | | | | | | | | | | | | | | | | | | | | | | | | | | | | | | | | | | | | | | | | | | | | | | | | | | | | | |
| 17 | 28.2 | 0 | 3 | 27 | 24 | 29 | 27 | 1 | 0 | 0 | 0 | 7.53 | | | | | | | | | | | | | | | | | | | | | | | | | | | | | | | | | | | | | | | | | | | | | | | | | | | | | | | | | | | | | | | | | | | | | | | | | | | | | | | | | |
| ERA | W | BB | K | | | | | | | | | | | | | | | | | | | | | | | | | | | | | | | | | | | | | | | | | | | | | | | | | | | | | | | | | | | | | | | | | | | | | | | | | | | | | | | | | | | | | | | | | | |
| 75 | 0 | 27 | 29 | | | | | | | | | | | | | | | | | | | | | | | | | | | | | | | | | | | | | | | | | | | | | | | | | | | | | | | | | | | | | | | | | | | | | | | | | | | | | | | | | | | | | | | | | | |

| | | | | | | | | | | | | | | | | | | | | | | | | | | |
|--|-------|---|----|----|----|-----|----|----|-----|-----|----|------|-------------------------------|-------|---|----|----|----|-----|----|----|-----|-----|----|------|---|
| 721 | | | | | | | | | | | | | DAVE MLICKI | | | | | | | | | | | | | P |
| HT: 6'4" WT: 185 THROWS: RIGHT BATS: RIGHT | | | | | | | | | | | | | BORN: 6-8-1968, Cleveland, OH | | | | | | | | | | | | | |
| 1997 NEW YORK METS PITCHING RECORD | | | | | | | | | | | | | | | | | | | | | | | | | | |
| G | IP | W | L | R | ER | SO | BB | GS | CG | SHO | SV | ERA | G | IP | W | L | R | ER | SO | BB | GS | CG | SHO | SV | ERA | |
| 32 | 193.2 | 8 | 12 | 89 | 86 | 157 | 76 | 32 | 1 | 1 | 0 | 4.00 | 31 | 162.1 | 9 | 12 | 91 | 86 | 103 | 49 | 30 | 1 | 0 | 0 | 4.78 | |
| CARDBOARD BASEBALL RATINGS | | | | | | | | | | | | | CARDBOARD BASEBALL RATINGS | | | | | | | | | | | | | |
| ERA | | | W | | | BB | | | K | | | | ERA | | | W | | | BB | | | K | | | | |
| 40 | | | 8 | | | 76 | | | 157 | | | | 47 | | | 9 | | | 49 | | | 103 | | | | |

| | | | | | | | | | | | | | | | | | | | | | | | | | | |
|--|-------|----|----|----|----|----|----|----|----|-----|----|------|----------------------------------|-------|----|----|----|----|-----|----|----|-----|-----|----|------|---|
| 722 | | | | | | | | | | | | | BRIAN MOEHLER | | | | | | | | | | | | | P |
| HT: 6'3" WT: 220 THROWS: RIGHT BATS: RIGHT | | | | | | | | | | | | | BORN: 12-31-1971, Rockingham, NC | | | | | | | | | | | | | |
| 1997 DETROIT TIGERS PITCHING RECORD | | | | | | | | | | | | | | | | | | | | | | | | | | |
| G | IP | W | L | R | ER | SO | BB | GS | CG | SHO | SV | ERA | G | IP | W | L | R | ER | SO | BB | GS | CG | SHO | SV | ERA | |
| 31 | 175.1 | 11 | 12 | 97 | 91 | 97 | 61 | 31 | 2 | 1 | 0 | 4.67 | 33 | 217.1 | 12 | 9 | 88 | 77 | 149 | 69 | 33 | 3 | 0 | 0 | 3.19 | |
| CARDBOARD BASEBALL RATINGS | | | | | | | | | | | | | CARDBOARD BASEBALL RATINGS | | | | | | | | | | | | | |
| ERA | | | W | | | BB | | | K | | | | ERA | | | W | | | BB | | | K | | | | |
| 46 | | | 11 | | | 61 | | | 97 | | | | 31 | | | 12 | | | 69 | | | 149 | | | | |

| | | | | | | | | | | | | | | | | | | | | | | | | | | |
|---|-------|---|----|----|----|----|----|----|----|-----|----|------|-----------------------------|-------|----|----|----|----|-----|----|----|-----|-----|----|------|---|
| 723 | | | | | | | | | | | | | MIKE MOHLER | | | | | | | | | | | | | P |
| HT: 6'2" WT: 195 THROWS: LEFT BATS: RIGHT | | | | | | | | | | | | | BORN: 7-26-1968, Dayton, OH | | | | | | | | | | | | | |
| 1997 OAKLAND ATHLETICS PITCHING RECORD | | | | | | | | | | | | | | | | | | | | | | | | | | |
| G | IP | W | L | R | ER | SO | BB | GS | CG | SHO | SV | ERA | G | IP | W | L | R | ER | SO | BB | GS | CG | SHO | SV | ERA | |
| 62 | 101.2 | 1 | 10 | 65 | 58 | 66 | 54 | 10 | 0 | 0 | 1 | 5.13 | 30 | 188.2 | 17 | 5 | 82 | 81 | 113 | 43 | 30 | 2 | 0 | 0 | 3.86 | |
| CARDBOARD BASEBALL RATINGS | | | | | | | | | | | | | CARDBOARD BASEBALL RATINGS | | | | | | | | | | | | | |
| ERA | | | W | | | BB | | | K | | | | ERA | | | W | | | BB | | | K | | | | |
| 51 | | | 1 | | | 54 | | | 66 | | | | 38 | | | 17 | | | 43 | | | 113 | | | | |

| | | | | | | | | | | | | | | | | | | | | | | | | | | |
|---|------|---|---|----|----|----|----|----|----|-----|----|------|------------------------------|-------|---|----|-----|----|----|----|----|----|-----|----|------|---|
| 724 | | | | | | | | | | | | | JEFF MONTGOMERY | | | | | | | | | | | | | P |
| HT: 5'11" WT: 170 THROWS: RIGHT BATS: RIGHT | | | | | | | | | | | | | BORN: 1-7-1962, Wellston, OH | | | | | | | | | | | | | |
| 1997 KANSAS CITY ROYALS PITCHING RECORD | | | | | | | | | | | | | | | | | | | | | | | | | | |
| G | IP | W | L | R | ER | SO | BB | GS | CG | SHO | SV | ERA | G | IP | W | L | R | ER | SO | BB | GS | CG | SHO | SV | ERA | |
| 55 | 59.1 | 1 | 4 | 24 | 23 | 48 | 18 | 0 | 0 | 0 | 14 | 3.49 | 40 | 186.2 | 6 | 13 | 100 | 88 | 99 | 51 | 27 | 1 | 0 | 0 | 4.24 | |
| CARDBOARD BASEBALL RATINGS | | | | | | | | | | | | | CARDBOARD BASEBALL RATINGS | | | | | | | | | | | | | |
| ERA | | | W | | | BB | | | K | | | | ERA | | | W | | | BB | | | K | | | | |
| 34 | | | 1 | | | 18 | | | 48 | | | | 42 | | | 6 | | | 51 | | | 99 | | | | |

| | | | | | | | | | | | | | | | | | | | | | | | | | | |
|--|-------|---|----|----|----|-----|----|----|-----|-----|----|------|-----------------------------|-------|----|----|----|----|-----|----|----|-----|-----|----|------|---|
| 725 | | | | | | | | | | | | | MIKE MORGAN | | | | | | | | | | | | | P |
| HT: 6'3" WT: 195 THROWS: RIGHT BATS: RIGHT | | | | | | | | | | | | | BORN: 10-8-1959, Tulare, CA | | | | | | | | | | | | | |
| 1997 CINCINNATI REDS PITCHING RECORD | | | | | | | | | | | | | | | | | | | | | | | | | | |
| G | IP | W | L | R | ER | SO | BB | GS | CG | SHO | SV | ERA | G | IP | W | L | R | ER | SO | BB | GS | CG | SHO | SV | ERA | |
| 31 | 162.1 | 9 | 12 | 91 | 86 | 103 | 49 | 30 | 1 | 0 | 0 | 4.78 | 33 | 217.1 | 12 | 9 | 88 | 77 | 149 | 69 | 33 | 3 | 0 | 0 | 3.19 | |
| CARDBOARD BASEBALL RATINGS | | | | | | | | | | | | | CARDBOARD BASEBALL RATINGS | | | | | | | | | | | | | |
| ERA | | | W | | | BB | | | K | | | | ERA | | | W | | | BB | | | K | | | | |
| 47 | | | 9 | | | 49 | | | 103 | | | | 31 | | | 12 | | | 69 | | | 149 | | | | |

| | | | | | | | | | | | | | | | | | | | | | | | | | | |
|--|-------|----|----|----|----|-----|----|----|-----|-----|----|------|--------------------------------|-------|----|----|----|----|-----|----|----|-----|-----|----|------|---|
| 726 | | | | | | | | | | | | | MATT MORRIS | | | | | | | | | | | | | P |
| HT: 6'5" WT: 210 THROWS: RIGHT BATS: RIGHT | | | | | | | | | | | | | BORN: 8-9-1974, Middletown, NY | | | | | | | | | | | | | |
| 1997 ST. LOUIS CARDINALS PITCHING RECORD | | | | | | | | | | | | | | | | | | | | | | | | | | |
| G | IP | W | L | R | ER | SO | BB | GS | CG | SHO | SV | ERA | G | IP | W | L | R | ER | SO | BB | GS | CG | SHO | SV | ERA | |
| 33 | 217.1 | 12 | 9 | 88 | 77 | 149 | 69 | 33 | 3 | 0 | 0 | 3.19 | 30 | 188.2 | 17 | 5 | 82 | 81 | 113 | 43 | 30 | 2 | 0 | 0 | 3.86 | |
| CARDBOARD BASEBALL RATINGS | | | | | | | | | | | | | CARDBOARD BASEBALL RATINGS | | | | | | | | | | | | | |
| ERA | | | W | | | BB | | | K | | | | ERA | | | W | | | BB | | | K | | | | |
| 31 | | | 12 | | | 69 | | | 149 | | | | 38 | | | 17 | | | 43 | | | 113 | | | | |

| | | | | | | | | | | | | | | | | | | | | | | | | | | |
|--|-------|----|----|----|----|-----|----|----|-----|-----|----|------|------------------------------------|-------|---|----|-----|----|----|----|----|----|-----|----|------|---|
| 727 | | | | | | | | | | | | | JAMIE MOYER | | | | | | | | | | | | | P |
| HT: 6'0" WT: 185 THROWS: LEFT BATS: LEFT | | | | | | | | | | | | | BORN: 11-18-1962, Sellersville, PA | | | | | | | | | | | | | |
| 1997 SEATTLE MARINERS PITCHING RECORD | | | | | | | | | | | | | | | | | | | | | | | | | | |
| G | IP | W | L | R | ER | SO | BB | GS | CG | SHO | SV | ERA | G | IP | W | L | R | ER | SO | BB | GS | CG | SHO | SV | ERA | |
| 30 | 188.2 | 17 | 5 | 82 | 81 | 113 | 43 | 30 | 2 | 0 | 0 | 3.86 | 40 | 186.2 | 6 | 13 | 100 | 88 | 99 | 51 | 27 | 1 | 0 | 0 | 4.24 | |
| CARDBOARD BASEBALL RATINGS | | | | | | | | | | | | | CARDBOARD BASEBALL RATINGS | | | | | | | | | | | | | |
| ERA | | | W | | | BB | | | K | | | | ERA | | | W | | | BB | | | K | | | | |
| 38 | | | 17 | | | 43 | | | 113 | | | | 42 | | | 6 | | | 51 | | | 99 | | | | |

| | | | | | | | | | | | | | | | | | | | | | | | | | | |
|---|-------|---|----|-----|----|----|----|----|----|-----|----|------|-------------------------------|-------|---|----|-----|----|----|----|----|----|-----|----|------|---|
| 728 | | | | | | | | | | | | | TERRY MULHOLLAND | | | | | | | | | | | | | P |
| HT: 6'3" WT: 200 THROWS: LEFT BATS: RIGHT | | | | | | | | | | | | | BORN: 3-9-1963, Uniontown, PA | | | | | | | | | | | | | |
| 1997 SAN FRANCISCO GIANTS PITCHING RECORD | | | | | | | | | | | | | | | | | | | | | | | | | | |
| G | IP | W | L | R | ER | SO | BB | GS | CG | SHO | SV | ERA | G | IP | W | L | R | ER | SO | BB | GS | CG | SHO | SV | ERA | |
| 40 | 186.2 | 6 | 13 | 100 | 88 | 99 | 51 | 27 | 1 | 0 | 0 | 4.24 | 40 | 186.2 | 6 | 13 | 100 | 88 | 99 | 51 | 27 | 1 | 0 | 0 | 4.24 | |
| CARDBOARD BASEBALL RATINGS | | | | | | | | | | | | | CARDBOARD BASEBALL RATINGS | | | | | | | | | | | | | |
| ERA | | | W | | | BB | | | K | | | | ERA | | | W | | | BB | | | K | | | | |
| 42 | | | 6 | | | 51 | | | 99 | | | | 42 | | | 6 | | | 51 | | | 99 | | | | |

| | | | | | | | | | | | | | | | | | | | | | | | | | | | | | | | | | | | | | | | | | | | | | | | | | | | |
|--|------|---|---|----|----|----|----|----|----|-----|----|------|-----------------------------------|------|---|---|----|----|----|----|----|----|-----|----|------|----|----|---|---|---|----|----|----|----|----|-----|----|-----|----|--|--|--|--|--|--|--|--|--|--|--|--|
| 729 | | | | | | | | | | | | | BOBBY MUNOZ | | | | | | | | | | | | | P | | | | | | | | | | | | | | | | | | | | | | | | | |
| HT: 6'7" WT: 237 THROWS: RIGHT BATS: RIGHT | | | | | | | | | | | | | BORN: 3-3-1968, Rio Piedras, P.R. | | | | | | | | | | | | | | | | | | | | | | | | | | | | | | | | | | | | | | |
| 1997 PHILADELPHIA PHILLIES PITCHING RECORD | | | | | | | | | | | | | | | | | | | | | | | | | | | | | | | | | | | | | | | | | | | | | | | | | | | |
| G | IP | W | L | R | ER | SO | BB | GS | CG | SHO | SV | ERA | G | IP | W | L | R | ER | SO | BB | GS | CG | SHO | SV | ERA | G | IP | W | L | R | ER | SO | BB | GS | CG | SHO | SV | ERA | | | | | | | | | | | | | |
| 8 | 33.1 | 1 | 5 | 35 | 33 | 20 | 15 | 7 | 0 | 0 | 0 | 8.91 | 88 | 53.2 | 0 | 4 | 36 | 34 | 50 | 25 | 0 | 0 | 0 | 2 | 5.70 | | | | | | | | | | | | | | | | | | | | | | | | | | |
| CARDBOARD BASEBALL RATINGS | | | | | | | | | | | | | | | | | | | | | | | | | | | | | | | | | | | | | | | | | | | | | | | | | | | |
| ERA | | | | | | | | | | | | | W | | | | | | | | | | | | | BB | | | | | | | | | | | | | K | | | | | | | | | | | | |
| 89 | | | | | | | | | | | | | 1 | | | | | | | | | | | | | 15 | | | | | | | | | | | | | 20 | | | | | | | | | | | | |

| | | | | | | | | | | | | | | | | | | | | | | | | | | | | | | | | | | | | | | | | | | | | | | | | | | | |
|--|------|---|---|----|----|----|----|----|----|-----|----|------|--|----|---|---|---|----|----|----|----|----|-----|----|-----|----|----|---|---|---|----|----|----|----|----|-----|----|-----|----|--|--|--|--|--|--|--|--|--|--|--|--|
| 733 | | | | | | | | | | | | | MIKE MYERS | | | | | | | | | | | | | P | | | | | | | | | | | | | | | | | | | | | | | | | |
| HT: 6'3" WT: 197 THROWS: LEFT BATS: LEFT | | | | | | | | | | | | | BORN: 6-26-1969, Arlington Heights, IL | | | | | | | | | | | | | | | | | | | | | | | | | | | | | | | | | | | | | | |
| 1997 DETROIT TIGERS PITCHING RECORD | | | | | | | | | | | | | | | | | | | | | | | | | | | | | | | | | | | | | | | | | | | | | | | | | | | |
| G | IP | W | L | R | ER | SO | BB | GS | CG | SHO | SV | ERA | G | IP | W | L | R | ER | SO | BB | GS | CG | SHO | SV | ERA | G | IP | W | L | R | ER | SO | BB | GS | CG | SHO | SV | ERA | | | | | | | | | | | | | |
| 88 | 53.2 | 0 | 4 | 36 | 34 | 50 | 25 | 0 | 0 | 0 | 2 | 5.70 | | | | | | | | | | | | | | | | | | | | | | | | | | | | | | | | | | | | | | | |
| CARDBOARD BASEBALL RATINGS | | | | | | | | | | | | | | | | | | | | | | | | | | | | | | | | | | | | | | | | | | | | | | | | | | | |
| ERA | | | | | | | | | | | | | W | | | | | | | | | | | | | BB | | | | | | | | | | | | | K | | | | | | | | | | | | |
| 57 | | | | | | | | | | | | | 0 | | | | | | | | | | | | | 25 | | | | | | | | | | | | | 50 | | | | | | | | | | | | |

| | | | | | | | | | | | | | | | | | | | | | | | | | | | | | | | | | | | | | | | | | | | | | | | | | | | |
|--|------|---|---|----|----|----|----|----|----|-----|----|------|-----------------------------------|------|---|---|----|----|----|----|----|----|-----|----|------|----|----|---|---|---|----|----|----|----|----|-----|----|-----|----|--|--|--|--|--|--|--|--|--|--|--|--|
| 730 | | | | | | | | | | | | | MIKE MUNOZ | | | | | | | | | | | | | P | | | | | | | | | | | | | | | | | | | | | | | | | |
| HT: 6'2" WT: 190 THROWS: LEFT BATS: LEFT | | | | | | | | | | | | | BORN: 7-12-1965, Baldwin Park, CA | | | | | | | | | | | | | | | | | | | | | | | | | | | | | | | | | | | | | | |
| 1997 COLORADO ROCKIES PITCHING RECORD | | | | | | | | | | | | | | | | | | | | | | | | | | | | | | | | | | | | | | | | | | | | | | | | | | | |
| G | IP | W | L | R | ER | SO | BB | GS | CG | SHO | SV | ERA | G | IP | W | L | R | ER | SO | BB | GS | CG | SHO | SV | ERA | G | IP | W | L | R | ER | SO | BB | GS | CG | SHO | SV | ERA | | | | | | | | | | | | | |
| 64 | 45.2 | 3 | 3 | 25 | 23 | 26 | 13 | 0 | 0 | 0 | 2 | 4.53 | 61 | 59.2 | 2 | 3 | 12 | 10 | 56 | 22 | 0 | 0 | 0 | 45 | 1.51 | | | | | | | | | | | | | | | | | | | | | | | | | | |
| CARDBOARD BASEBALL RATINGS | | | | | | | | | | | | | | | | | | | | | | | | | | | | | | | | | | | | | | | | | | | | | | | | | | | |
| ERA | | | | | | | | | | | | | W | | | | | | | | | | | | | BB | | | | | | | | | | | | | K | | | | | | | | | | | | |
| 45 | | | | | | | | | | | | | 3 | | | | | | | | | | | | | 13 | | | | | | | | | | | | | 26 | | | | | | | | | | | | |

| | | | | | | | | | | | | | | | | | | | | | | | | | | | | | | | | | | | | | | | | | | | | | | | | | | | |
|--|------|---|---|----|----|----|----|----|----|-----|----|------|--------------------------------|----|---|---|---|----|----|----|----|----|-----|----|-----|----|----|---|---|---|----|----|----|----|----|-----|----|-----|----|--|--|--|--|--|--|--|--|--|--|--|--|
| 734 | | | | | | | | | | | | | RANDY MYERS | | | | | | | | | | | | | P | | | | | | | | | | | | | | | | | | | | | | | | | |
| HT: 6'1" WT: 190 THROWS: LEFT BATS: LEFT | | | | | | | | | | | | | BORN: 9-19-1962, Vancouver, WA | | | | | | | | | | | | | | | | | | | | | | | | | | | | | | | | | | | | | | |
| 1997 BALTIMORE ORIOLES PITCHING RECORD | | | | | | | | | | | | | | | | | | | | | | | | | | | | | | | | | | | | | | | | | | | | | | | | | | | |
| G | IP | W | L | R | ER | SO | BB | GS | CG | SHO | SV | ERA | G | IP | W | L | R | ER | SO | BB | GS | CG | SHO | SV | ERA | G | IP | W | L | R | ER | SO | BB | GS | CG | SHO | SV | ERA | | | | | | | | | | | | | |
| 61 | 59.2 | 2 | 3 | 12 | 10 | 56 | 22 | 0 | 0 | 0 | 45 | 1.51 | | | | | | | | | | | | | | | | | | | | | | | | | | | | | | | | | | | | | | | |
| CARDBOARD BASEBALL RATINGS | | | | | | | | | | | | | | | | | | | | | | | | | | | | | | | | | | | | | | | | | | | | | | | | | | | |
| ERA | | | | | | | | | | | | | W | | | | | | | | | | | | | BB | | | | | | | | | | | | | K | | | | | | | | | | | | |
| 15 | | | | | | | | | | | | | 2 | | | | | | | | | | | | | 22 | | | | | | | | | | | | | 56 | | | | | | | | | | | | |

| | | | | | | | | | | | | | | | | | | | | | | | | | | | | | | | | | | | | | | | | | | | | | | | | | | | |
|--|------|---|---|----|----|----|----|----|----|-----|----|------|---------------------------|-------|----|----|-----|-----|-----|----|----|----|-----|----|------|----|----|---|---|---|----|----|----|----|----|-----|----|-----|----|--|--|--|--|--|--|--|--|--|--|--|--|
| 731 | | | | | | | | | | | | | HEATH MURRAY | | | | | | | | | | | | | P | | | | | | | | | | | | | | | | | | | | | | | | | |
| HT: 6'4" WT: 205 THROWS: LEFT BATS: LEFT | | | | | | | | | | | | | BORN: 4-19-1973, Troy, OH | | | | | | | | | | | | | | | | | | | | | | | | | | | | | | | | | | | | | | |
| 1997 SAN DIEGO PADRES PITCHING RECORD | | | | | | | | | | | | | | | | | | | | | | | | | | | | | | | | | | | | | | | | | | | | | | | | | | | |
| G | IP | W | L | R | ER | SO | BB | GS | CG | SHO | SV | ERA | G | IP | W | L | R | ER | SO | BB | GS | CG | SHO | SV | ERA | G | IP | W | L | R | ER | SO | BB | GS | CG | SHO | SV | ERA | | | | | | | | | | | | | |
| 17 | 33.1 | 1 | 2 | 25 | 25 | 16 | 21 | 3 | 0 | 0 | 0 | 6.75 | 34 | 227.1 | 15 | 11 | 115 | 108 | 149 | 77 | 34 | 1 | 1 | 0 | 4.28 | | | | | | | | | | | | | | | | | | | | | | | | | | |
| CARDBOARD BASEBALL RATINGS | | | | | | | | | | | | | | | | | | | | | | | | | | | | | | | | | | | | | | | | | | | | | | | | | | | |
| ERA | | | | | | | | | | | | | W | | | | | | | | | | | | | BB | | | | | | | | | | | | | K | | | | | | | | | | | | |
| 67 | | | | | | | | | | | | | 1 | | | | | | | | | | | | | 21 | | | | | | | | | | | | | 16 | | | | | | | | | | | | |

| | | | | | | | | | | | | | | | | | | | | | | | | | | | | | | | | | | | | | | | | | | | | | | | | | | | |
|---|-------|----|----|-----|-----|-----|----|----|----|-----|----|------|--------------------------------|----|---|---|---|----|----|----|----|----|-----|----|-----|----|----|---|---|---|----|----|----|----|----|-----|----|-----|-----|--|--|--|--|--|--|--|--|--|--|--|--|
| 735 | | | | | | | | | | | | | CHARLES NAGY | | | | | | | | | | | | | P | | | | | | | | | | | | | | | | | | | | | | | | | |
| HT: 6'3" WT: 200 THROWS: RIGHT BATS: LEFT | | | | | | | | | | | | | BORN: 5-5-1967, Bridgeport, CT | | | | | | | | | | | | | | | | | | | | | | | | | | | | | | | | | | | | | | |
| 1997 CLEVELAND INDIANS PITCHING RECORD | | | | | | | | | | | | | | | | | | | | | | | | | | | | | | | | | | | | | | | | | | | | | | | | | | | |
| G | IP | W | L | R | ER | SO | BB | GS | CG | SHO | SV | ERA | G | IP | W | L | R | ER | SO | BB | GS | CG | SHO | SV | ERA | G | IP | W | L | R | ER | SO | BB | GS | CG | SHO | SV | ERA | | | | | | | | | | | | | |
| 34 | 227.1 | 15 | 11 | 115 | 108 | 149 | 77 | 34 | 1 | 1 | 0 | 4.28 | | | | | | | | | | | | | | | | | | | | | | | | | | | | | | | | | | | | | | | |
| CARDBOARD BASEBALL RATINGS | | | | | | | | | | | | | | | | | | | | | | | | | | | | | | | | | | | | | | | | | | | | | | | | | | | |
| ERA | | | | | | | | | | | | | W | | | | | | | | | | | | | BB | | | | | | | | | | | | | K | | | | | | | | | | | | |
| 42 | | | | | | | | | | | | | 15 | | | | | | | | | | | | | 77 | | | | | | | | | | | | | 149 | | | | | | | | | | | | |

| | | | | | | | | | | | | | | | | | | | | | | | | | | | | | | | | | | | | | | | | | | | | | | | | | | | |
|---|-------|----|---|----|----|-----|----|----|----|-----|----|------|-----------------------------------|------|---|---|----|----|----|----|----|----|-----|----|------|----|----|---|---|---|----|----|----|----|----|-----|----|-----|-----|--|--|--|--|--|--|--|--|--|--|--|--|
| 732 | | | | | | | | | | | | | MIKE MUSSINA | | | | | | | | | | | | | P | | | | | | | | | | | | | | | | | | | | | | | | | |
| HT: 6'2" WT: 185 THROWS: RIGHT BATS: LEFT | | | | | | | | | | | | | BORN: 12-8-1968, Williamsport, PA | | | | | | | | | | | | | | | | | | | | | | | | | | | | | | | | | | | | | | |
| 1997 BALTIMORE ORIOLES PITCHING RECORD | | | | | | | | | | | | | | | | | | | | | | | | | | | | | | | | | | | | | | | | | | | | | | | | | | | |
| G | IP | W | L | R | ER | SO | BB | GS | CG | SHO | SV | ERA | G | IP | W | L | R | ER | SO | BB | GS | CG | SHO | SV | ERA | G | IP | W | L | R | ER | SO | BB | GS | CG | SHO | SV | ERA | | | | | | | | | | | | | |
| 33 | 224.2 | 15 | 8 | 87 | 80 | 218 | 54 | 33 | 4 | 1 | 0 | 3.20 | 29 | 30.2 | 1 | 1 | 20 | 20 | 23 | 10 | 0 | 0 | 0 | 1 | 5.87 | | | | | | | | | | | | | | | | | | | | | | | | | | |
| CARDBOARD BASEBALL RATINGS | | | | | | | | | | | | | | | | | | | | | | | | | | | | | | | | | | | | | | | | | | | | | | | | | | | |
| ERA | | | | | | | | | | | | | W | | | | | | | | | | | | | BB | | | | | | | | | | | | | K | | | | | | | | | | | | |
| 32 | | | | | | | | | | | | | 15 | | | | | | | | | | | | | 54 | | | | | | | | | | | | | 218 | | | | | | | | | | | | |

| | | | | | | | | | | | | | | | | | | | | | | | | | | | | | | | | | | | | | | | | | | | | | | | | | | | |
|--|------|---|---|----|----|----|----|----|----|-----|----|------|---------------------------------|----|---|---|---|----|----|----|----|----|-----|----|-----|----|----|---|---|---|----|----|----|----|----|-----|----|-----|----|--|--|--|--|--|--|--|--|--|--|--|--|
| 736 | | | | | | | | | | | | | DAN NAULTY | | | | | | | | | | | | | P | | | | | | | | | | | | | | | | | | | | | | | | | |
| HT: 6'6" WT: 211 THROWS: RIGHT BATS: RIGHT | | | | | | | | | | | | | BORN: 1-6-1970, Los Angeles, CA | | | | | | | | | | | | | | | | | | | | | | | | | | | | | | | | | | | | | | |
| 1997 MINNESOTA TWINS PITCHING RECORD | | | | | | | | | | | | | | | | | | | | | | | | | | | | | | | | | | | | | | | | | | | | | | | | | | | |
| G | IP | W | L | R | ER | SO | BB | GS | CG | SHO | SV | ERA | G | IP | W | L | R | ER | SO | BB | GS | CG | SHO | SV | ERA | G | IP | W | L | R | ER | SO | BB | GS | CG | SHO | SV | ERA | | | | | | | | | | | | | |
| 29 | 30.2 | 1 | 1 | 20 | 20 | 23 | 10 | 0 | 0 | 0 | 1 | 5.87 | | | | | | | | | | | | | | | | | | | | | | | | | | | | | | | | | | | | | | | |
| CARDBOARD BASEBALL RATINGS | | | | | | | | | | | | | | | | | | | | | | | | | | | | | | | | | | | | | | | | | | | | | | | | | | | |
| ERA | | | | | | | | | | | | | W | | | | | | | | | | | | | BB | | | | | | | | | | | | | K | | | | | | | | | | | | |
| 58 | | | | | | | | | | | | | 1 | | | | | | | | | | | | | 10 | | | | | | | | | | | | | 23 | | | | | | | | | | | | |

| | | | | | | | | | | | | | | | | | | | | | | | | | | | | | | | | | | | | | | | | | | | | | | | | | | | |
|--|-------|---|----|-----|-----|-----|----|----|----|-----|----|------|--------------------------------|-------|----|----|-----|----|-----|----|----|----|-----|----|------|----|-------|----|----|-----|----|-----|----|----|----|-----|----|------|-----|--|--|--|--|--|--|--|--|--|--|--|--|
| 737 | | | | | | | | | | | | | JAIME NAVARRO | | | | | | | | | | | | | P | | | | | | | | | | | | | | | | | | | | | | | | | |
| HT: 6'4" WT: 210 THROWS: RIGHT BATS: RIGHT | | | | | | | | | | | | | BORN: 3-27-1967, Bayamon, P.R. | | | | | | | | | | | | | | | | | | | | | | | | | | | | | | | | | | | | | | |
| 1997 CHICAGO WHITE SOX PITCHING RECORD | | | | | | | | | | | | | | | | | | | | | | | | | | | | | | | | | | | | | | | | | | | | | | | | | | | |
| G | IP | W | L | R | ER | SO | BB | GS | CG | SHO | SV | ERA | G | IP | W | L | R | ER | SO | BB | GS | CG | SHO | SV | ERA | G | IP | W | L | R | ER | SO | BB | GS | CG | SHO | SV | ERA | | | | | | | | | | | | | |
| 33 | 209.2 | 9 | 14 | 155 | 135 | 142 | 73 | 33 | 2 | 0 | 0 | 5.79 | 33 | 207.1 | 14 | 12 | 104 | 98 | 233 | 92 | 33 | 1 | 0 | 0 | 4.25 | 33 | 207.1 | 14 | 12 | 104 | 98 | 233 | 92 | 33 | 1 | 0 | 0 | 4.25 | | | | | | | | | | | | | |
| CARDBOARD BASEBALL RATINGS | | | | | | | | | | | | | | | | | | | | | | | | | | | | | | | | | | | | | | | | | | | | | | | | | | | |
| ERA | | | | | | | | | | | | | W | | | | | | | | | | | | | BB | | | | | | | | | | | | | K | | | | | | | | | | | | |
| 57 | | | | | | | | | | | | | 9 | | | | | | | | | | | | | 73 | | | | | | | | | | | | | 142 | | | | | | | | | | | | |

| | | | | | | | | | | | | | | | | | | | | | | | | | | | | | | | | | | | | | | | | | | | | | | | | | | | |
|--|-------|----|----|-----|----|-----|----|----|----|-----|----|------|-------------------------------|-------|----|----|-----|----|-----|----|----|----|-----|----|------|----|-------|----|----|-----|----|-----|----|----|----|-----|----|------|-----|--|--|--|--|--|--|--|--|--|--|--|--|
| 741 | | | | | | | | | | | | | HIDEO NOMO | | | | | | | | | | | | | P | | | | | | | | | | | | | | | | | | | | | | | | | |
| HT: 6'2" WT: 210 THROWS: RIGHT BATS: RIGHT | | | | | | | | | | | | | BORN: 8-31-1968, Osaka, Japan | | | | | | | | | | | | | | | | | | | | | | | | | | | | | | | | | | | | | | |
| 1997 LOS ANGELES DODGERS PITCHING RECORD | | | | | | | | | | | | | | | | | | | | | | | | | | | | | | | | | | | | | | | | | | | | | | | | | | | |
| G | IP | W | L | R | ER | SO | BB | GS | CG | SHO | SV | ERA | G | IP | W | L | R | ER | SO | BB | GS | CG | SHO | SV | ERA | G | IP | W | L | R | ER | SO | BB | GS | CG | SHO | SV | ERA | | | | | | | | | | | | | |
| 33 | 207.1 | 14 | 12 | 104 | 98 | 233 | 92 | 33 | 1 | 0 | 0 | 4.25 | 33 | 207.1 | 14 | 12 | 104 | 98 | 233 | 92 | 33 | 1 | 0 | 0 | 4.25 | 33 | 207.1 | 14 | 12 | 104 | 98 | 233 | 92 | 33 | 1 | 0 | 0 | 4.25 | | | | | | | | | | | | | |
| CARDBOARD BASEBALL RATINGS | | | | | | | | | | | | | | | | | | | | | | | | | | | | | | | | | | | | | | | | | | | | | | | | | | | |
| ERA | | | | | | | | | | | | | W | | | | | | | | | | | | | BB | | | | | | | | | | | | | K | | | | | | | | | | | | |
| 42 | | | | | | | | | | | | | 14 | | | | | | | | | | | | | 92 | | | | | | | | | | | | | 233 | | | | | | | | | | | | |

| | | | | | | | | | | | | | | | | | | | | | | | | | | | | | | | | | | | | | | | | | | | | | | | | | | | |
|--|-------|----|---|----|----|-----|----|----|----|-----|----|------|--------------------------------|-------|----|---|----|----|-----|----|----|----|-----|----|------|----|-------|----|---|----|----|-----|----|----|----|-----|----|------|-----|--|--|--|--|--|--|--|--|--|--|--|--|
| 738 | | | | | | | | | | | | | DENNY NEAGLE | | | | | | | | | | | | | P | | | | | | | | | | | | | | | | | | | | | | | | | |
| HT: 6'4" WT: 200 THROWS: LEFT BATS: LEFT | | | | | | | | | | | | | BORN: 9-13-1968, Gambrills, MD | | | | | | | | | | | | | | | | | | | | | | | | | | | | | | | | | | | | | | |
| 1997 ATLANTA BRAVES PITCHING RECORD | | | | | | | | | | | | | | | | | | | | | | | | | | | | | | | | | | | | | | | | | | | | | | | | | | | |
| G | IP | W | L | R | ER | SO | BB | GS | CG | SHO | SV | ERA | G | IP | W | L | R | ER | SO | BB | GS | CG | SHO | SV | ERA | G | IP | W | L | R | ER | SO | BB | GS | CG | SHO | SV | ERA | | | | | | | | | | | | | |
| 34 | 233.1 | 20 | 5 | 87 | 77 | 172 | 49 | 34 | 4 | 4 | 0 | 2.97 | 34 | 233.1 | 20 | 5 | 87 | 77 | 172 | 49 | 34 | 4 | 4 | 0 | 2.97 | 34 | 233.1 | 20 | 5 | 87 | 77 | 172 | 49 | 34 | 4 | 4 | 0 | 2.97 | | | | | | | | | | | | | |
| CARDBOARD BASEBALL RATINGS | | | | | | | | | | | | | | | | | | | | | | | | | | | | | | | | | | | | | | | | | | | | | | | | | | | |
| ERA | | | | | | | | | | | | | W | | | | | | | | | | | | | BB | | | | | | | | | | | | | K | | | | | | | | | | | | |
| 29 | | | | | | | | | | | | | 20 | | | | | | | | | | | | | 49 | | | | | | | | | | | | | 172 | | | | | | | | | | | | |

| | | | | | | | | | | | | | | | | | | | | | | | | | | | | | | | | | | | | | | | | | | | | | | | | | | | |
|--|-------|---|---|----|----|----|----|----|----|-----|----|------|-----------------------------------|-------|---|---|----|----|----|----|----|----|-----|----|------|----|-------|---|---|----|----|----|----|----|----|-----|----|------|----|--|--|--|--|--|--|--|--|--|--|--|--|
| 742 | | | | | | | | | | | | | CHAD OGEA | | | | | | | | | | | | | P | | | | | | | | | | | | | | | | | | | | | | | | | |
| HT: 6'2" WT: 200 THROWS: RIGHT BATS: RIGHT | | | | | | | | | | | | | BORN: 11-9-1970, Lake Charles, LA | | | | | | | | | | | | | | | | | | | | | | | | | | | | | | | | | | | | | | |
| 1997 CLEVELAND INDIANS PITCHING RECORD | | | | | | | | | | | | | | | | | | | | | | | | | | | | | | | | | | | | | | | | | | | | | | | | | | | |
| G | IP | W | L | R | ER | SO | BB | GS | CG | SHO | SV | ERA | G | IP | W | L | R | ER | SO | BB | GS | CG | SHO | SV | ERA | G | IP | W | L | R | ER | SO | BB | GS | CG | SHO | SV | ERA | | | | | | | | | | | | | |
| 21 | 126.1 | 8 | 9 | 79 | 70 | 80 | 47 | 21 | 1 | 0 | 0 | 4.99 | 21 | 126.1 | 8 | 9 | 79 | 70 | 80 | 47 | 21 | 1 | 0 | 0 | 4.99 | 21 | 126.1 | 8 | 9 | 79 | 70 | 80 | 47 | 21 | 1 | 0 | 0 | 4.99 | | | | | | | | | | | | | |
| CARDBOARD BASEBALL RATINGS | | | | | | | | | | | | | | | | | | | | | | | | | | | | | | | | | | | | | | | | | | | | | | | | | | | |
| ERA | | | | | | | | | | | | | W | | | | | | | | | | | | | BB | | | | | | | | | | | | | K | | | | | | | | | | | | |
| 49 | | | | | | | | | | | | | 8 | | | | | | | | | | | | | 47 | | | | | | | | | | | | | 80 | | | | | | | | | | | | |

| | | | | | | | | | | | | | | | | | | | | | | | | | | | | | | | | | | | | | | | | | | | | | | | | | | | |
|--|------|---|---|----|----|----|----|----|----|-----|----|------|---------------------------------|------|---|---|----|----|----|----|----|----|-----|----|------|----|------|---|---|----|----|----|----|----|----|-----|----|------|----|--|--|--|--|--|--|--|--|--|--|--|--|
| 739 | | | | | | | | | | | | | JEFF NELSON | | | | | | | | | | | | | P | | | | | | | | | | | | | | | | | | | | | | | | | |
| HT: 6'8" WT: 225 THROWS: RIGHT BATS: RIGHT | | | | | | | | | | | | | BORN: 11-17-1966, Baltimore, MD | | | | | | | | | | | | | | | | | | | | | | | | | | | | | | | | | | | | | | |
| 1997 NEW YORK YANKEES PITCHING RECORD | | | | | | | | | | | | | | | | | | | | | | | | | | | | | | | | | | | | | | | | | | | | | | | | | | | |
| G | IP | W | L | R | ER | SO | BB | GS | CG | SHO | SV | ERA | G | IP | W | L | R | ER | SO | BB | GS | CG | SHO | SV | ERA | G | IP | W | L | R | ER | SO | BB | GS | CG | SHO | SV | ERA | | | | | | | | | | | | | |
| 77 | 78.2 | 3 | 7 | 32 | 25 | 81 | 37 | 0 | 0 | 0 | 2 | 2.86 | 77 | 78.2 | 3 | 7 | 32 | 25 | 81 | 37 | 0 | 0 | 0 | 2 | 2.86 | 77 | 78.2 | 3 | 7 | 32 | 25 | 81 | 37 | 0 | 0 | 0 | 2 | 2.86 | | | | | | | | | | | | | |
| CARDBOARD BASEBALL RATINGS | | | | | | | | | | | | | | | | | | | | | | | | | | | | | | | | | | | | | | | | | | | | | | | | | | | |
| ERA | | | | | | | | | | | | | W | | | | | | | | | | | | | BB | | | | | | | | | | | | | K | | | | | | | | | | | | |
| 28 | | | | | | | | | | | | | 3 | | | | | | | | | | | | | 37 | | | | | | | | | | | | | 81 | | | | | | | | | | | | |

| | | | | | | | | | | | | | | | | | | | | | | | | | | | | | | | | | | | | | | | | | | | | | | | | | | | |
|--|------|---|---|----|----|----|----|----|----|-----|----|------|---------------------------------|------|---|---|----|----|----|----|----|----|-----|----|------|----|------|---|---|----|----|----|----|----|----|-----|----|------|----|--|--|--|--|--|--|--|--|--|--|--|--|
| 743 | | | | | | | | | | | | | KIRT OJALA | | | | | | | | | | | | | P | | | | | | | | | | | | | | | | | | | | | | | | | |
| HT: 6'2" WT: 210 THROWS: LEFT BATS: LEFT | | | | | | | | | | | | | BORN: 12-24-1968, Kalamazoo, MI | | | | | | | | | | | | | | | | | | | | | | | | | | | | | | | | | | | | | | |
| 1997 FLORIDA MARLINS PITCHING RECORD | | | | | | | | | | | | | | | | | | | | | | | | | | | | | | | | | | | | | | | | | | | | | | | | | | | |
| G | IP | W | L | R | ER | SO | BB | GS | CG | SHO | SV | ERA | G | IP | W | L | R | ER | SO | BB | GS | CG | SHO | SV | ERA | G | IP | W | L | R | ER | SO | BB | GS | CG | SHO | SV | ERA | | | | | | | | | | | | | |
| 7 | 28.2 | 1 | 2 | 10 | 10 | 19 | 18 | 5 | 0 | 0 | 0 | 3.14 | 7 | 28.2 | 1 | 2 | 10 | 10 | 19 | 18 | 5 | 0 | 0 | 0 | 3.14 | 7 | 28.2 | 1 | 2 | 10 | 10 | 19 | 18 | 5 | 0 | 0 | 0 | 3.14 | | | | | | | | | | | | | |
| CARDBOARD BASEBALL RATINGS | | | | | | | | | | | | | | | | | | | | | | | | | | | | | | | | | | | | | | | | | | | | | | | | | | | |
| ERA | | | | | | | | | | | | | W | | | | | | | | | | | | | BB | | | | | | | | | | | | | K | | | | | | | | | | | | |
| 31 | | | | | | | | | | | | | 1 | | | | | | | | | | | | | 18 | | | | | | | | | | | | | 19 | | | | | | | | | | | | |

| | | | | | | | | | | | | | | | | | | | | | | | | | | | | | | | | | | | | | | | | | | | | | | | | | | | |
|--|------|---|---|----|----|----|----|----|----|-----|----|------|---------------------------------|------|---|---|----|----|----|----|----|----|-----|----|------|----|------|---|---|----|----|----|----|----|----|-----|----|------|----|--|--|--|--|--|--|--|--|--|--|--|--|
| 740 | | | | | | | | | | | | | ROBB NEN | | | | | | | | | | | | | P | | | | | | | | | | | | | | | | | | | | | | | | | |
| HT: 6'4" WT: 200 THROWS: RIGHT BATS: RIGHT | | | | | | | | | | | | | BORN: 11-28-1969, San Pedro, CA | | | | | | | | | | | | | | | | | | | | | | | | | | | | | | | | | | | | | | |
| 1997 FLORIDA MARLINS PITCHING RECORD | | | | | | | | | | | | | | | | | | | | | | | | | | | | | | | | | | | | | | | | | | | | | | | | | | | |
| G | IP | W | L | R | ER | SO | BB | GS | CG | SHO | SV | ERA | G | IP | W | L | R | ER | SO | BB | GS | CG | SHO | SV | ERA | G | IP | W | L | R | ER | SO | BB | GS | CG | SHO | SV | ERA | | | | | | | | | | | | | |
| 73 | 74.1 | 9 | 3 | 35 | 32 | 81 | 40 | 0 | 0 | 0 | 35 | 3.89 | 73 | 74.1 | 9 | 3 | 35 | 32 | 81 | 40 | 0 | 0 | 0 | 35 | 3.89 | 73 | 74.1 | 9 | 3 | 35 | 32 | 81 | 40 | 0 | 0 | 0 | 35 | 3.89 | | | | | | | | | | | | | |
| CARDBOARD BASEBALL RATINGS | | | | | | | | | | | | | | | | | | | | | | | | | | | | | | | | | | | | | | | | | | | | | | | | | | | |
| ERA | | | | | | | | | | | | | W | | | | | | | | | | | | | BB | | | | | | | | | | | | | K | | | | | | | | | | | | |
| 38 | | | | | | | | | | | | | 9 | | | | | | | | | | | | | 40 | | | | | | | | | | | | | 81 | | | | | | | | | | | | |

| | | | | | | | | | | | | | | | | | | | | | | | | | | | | | | | | | | | | | | | | | | | | | | | | | | | |
|--|-------|---|----|-----|----|-----|----|----|----|-----|----|------|--------------------------------|-------|---|----|-----|----|-----|----|----|----|-----|----|------|----|-------|---|----|-----|----|-----|----|----|----|-----|----|------|-----|--|--|--|--|--|--|--|--|--|--|--|--|
| 744 | | | | | | | | | | | | | OMAR OLIVARES | | | | | | | | | | | | | P | | | | | | | | | | | | | | | | | | | | | | | | | |
| HT: 6'1" WT: 185 THROWS: RIGHT BATS: RIGHT | | | | | | | | | | | | | BORN: 7-6-1967, Mayaguez, P.R. | | | | | | | | | | | | | | | | | | | | | | | | | | | | | | | | | | | | | | |
| 1997 SEATTLE MARINERS PITCHING RECORD | | | | | | | | | | | | | | | | | | | | | | | | | | | | | | | | | | | | | | | | | | | | | | | | | | | |
| G | IP | W | L | R | ER | SO | BB | GS | CG | SHO | SV | ERA | G | IP | W | L | R | ER | SO | BB | GS | CG | SHO | SV | ERA | G | IP | W | L | R | ER | SO | BB | GS | CG | SHO | SV | ERA | | | | | | | | | | | | | |
| 32 | 177.1 | 6 | 10 | 109 | 98 | 103 | 81 | 31 | 3 | 2 | 0 | 4.97 | 32 | 177.1 | 6 | 10 | 109 | 98 | 103 | 81 | 31 | 3 | 2 | 0 | 4.97 | 32 | 177.1 | 6 | 10 | 109 | 98 | 103 | 81 | 31 | 3 | 2 | 0 | 4.97 | | | | | | | | | | | | | |
| CARDBOARD BASEBALL RATINGS | | | | | | | | | | | | | | | | | | | | | | | | | | | | | | | | | | | | | | | | | | | | | | | | | | | |
| ERA | | | | | | | | | | | | | W | | | | | | | | | | | | | BB | | | | | | | | | | | | | K | | | | | | | | | | | | |
| 49 | | | | | | | | | | | | | 6 | | | | | | | | | | | | | 81 | | | | | | | | | | | | | 103 | | | | | | | | | | | | |

| | | | | | | | | | | | | | | | | | | | | | | | | | | | | | | | | | | | | | | | | | | | | | | | | | | | |
|---|-------|----|----|-----|----|-----|----|----|----|-----|----|------|----------------------------------|------|---|---|----|----|----|----|----|----|-----|----|------|----|--|--|--|--|--|--|--|--|--|--|--|--|-----|--|--|--|--|--|--|--|--|--|--|--|--|
| 745 | | | | | | | | | | | | | DARREN OLIVER | | | | | | | | | | | | | P | | | | | | | | | | | | | | | | | | | | | | | | | |
| HT: 6'2" WT: 200 THROWS: LEFT BATS: RIGHT | | | | | | | | | | | | | BORN: 10-6-1970, Kansas City, MO | | | | | | | | | | | | | | | | | | | | | | | | | | | | | | | | | | | | | | |
| 1997 TEXAS RANGERS PITCHING RECORD | | | | | | | | | | | | | | | | | | | | | | | | | | | | | | | | | | | | | | | | | | | | | | | | | | | |
| G | IP | W | L | R | ER | SO | BB | GS | CG | SHO | SV | ERA | G | IP | W | L | R | ER | SO | BB | GS | CG | SHO | SV | ERA | | | | | | | | | | | | | | | | | | | | | | | | | | |
| 32 | 201.1 | 13 | 12 | 111 | 94 | 104 | 82 | 32 | 3 | 1 | 0 | 4.20 | 14 | 80.1 | 3 | 7 | 46 | 44 | 51 | 23 | 14 | 0 | 0 | 0 | 4.93 | | | | | | | | | | | | | | | | | | | | | | | | | | |
| CARDBOARD BASEBALL RATINGS | | | | | | | | | | | | | | | | | | | | | | | | | | | | | | | | | | | | | | | | | | | | | | | | | | | |
| ERA | | | | | | | | | | | | | W | | | | | | | | | | | | | BB | | | | | | | | | | | | | K | | | | | | | | | | | | |
| 42 | | | | | | | | | | | | | 13 | | | | | | | | | | | | | 82 | | | | | | | | | | | | | 104 | | | | | | | | | | | | |

| | | | | | | | | | | | | | | | | | | | | | | | | | | | | | | | | | | | | | | | | | | | | | | | | | | | |
|--|------|---|---|----|----|----|----|----|----|-----|----|------|--------------------------------|------|---|---|----|----|----|----|----|----|-----|----|------|----|--|--|--|--|--|--|--|--|--|--|--|--|----|--|--|--|--|--|--|--|--|--|--|--|--|
| 749 | | | | | | | | | | | | | DONOVAN OSBORNE | | | | | | | | | | | | | P | | | | | | | | | | | | | | | | | | | | | | | | | |
| HT: 6'2" WT: 195 THROWS: LEFT BATS: BOTH | | | | | | | | | | | | | BORN: 6-21-1969, Roseville, CA | | | | | | | | | | | | | | | | | | | | | | | | | | | | | | | | | | | | | | |
| 1997 ST. LOUIS CARDINALS PITCHING RECORD | | | | | | | | | | | | | | | | | | | | | | | | | | | | | | | | | | | | | | | | | | | | | | | | | | | |
| G | IP | W | L | R | ER | SO | BB | GS | CG | SHO | SV | ERA | G | IP | W | L | R | ER | SO | BB | GS | CG | SHO | SV | ERA | | | | | | | | | | | | | | | | | | | | | | | | | | |
| 14 | 80.1 | 3 | 7 | 46 | 44 | 51 | 23 | 14 | 0 | 0 | 0 | 4.93 | 14 | 80.1 | 3 | 7 | 46 | 44 | 51 | 23 | 14 | 0 | 0 | 0 | 4.93 | | | | | | | | | | | | | | | | | | | | | | | | | | |
| CARDBOARD BASEBALL RATINGS | | | | | | | | | | | | | | | | | | | | | | | | | | | | | | | | | | | | | | | | | | | | | | | | | | | |
| ERA | | | | | | | | | | | | | W | | | | | | | | | | | | | BB | | | | | | | | | | | | | K | | | | | | | | | | | | |
| 49 | | | | | | | | | | | | | 3 | | | | | | | | | | | | | 23 | | | | | | | | | | | | | 51 | | | | | | | | | | | | |

| | | | | | | | | | | | | | | | | | | | | | | | | | | | | | | | | | | | | | | | | | | | | | | | | | | | |
|--|------|---|---|----|----|----|----|----|----|-----|----|------|--------------------------------|------|---|---|----|----|----|----|----|----|-----|----|------|----|--|--|--|--|--|--|--|--|--|--|--|--|----|--|--|--|--|--|--|--|--|--|--|--|--|
| 746 | | | | | | | | | | | | | GREGG OLSON | | | | | | | | | | | | | P | | | | | | | | | | | | | | | | | | | | | | | | | |
| HT: 6'4" WT: 210 THROWS: RIGHT BATS: RIGHT | | | | | | | | | | | | | BORN: 10-11-1966, Scribner, NE | | | | | | | | | | | | | | | | | | | | | | | | | | | | | | | | | | | | | | |
| 1997 KANSAS CITY ROYALS PITCHING RECORD | | | | | | | | | | | | | | | | | | | | | | | | | | | | | | | | | | | | | | | | | | | | | | | | | | | |
| G | IP | W | L | R | ER | SO | BB | GS | CG | SHO | SV | ERA | G | IP | W | L | R | ER | SO | BB | GS | CG | SHO | SV | ERA | | | | | | | | | | | | | | | | | | | | | | | | | | |
| 45 | 50.1 | 4 | 3 | 35 | 31 | 34 | 28 | 0 | 0 | 0 | 1 | 5.58 | 48 | 61.2 | 3 | 4 | 15 | 15 | 68 | 19 | 0 | 0 | 0 | 0 | 2.19 | | | | | | | | | | | | | | | | | | | | | | | | | | |
| CARDBOARD BASEBALL RATINGS | | | | | | | | | | | | | | | | | | | | | | | | | | | | | | | | | | | | | | | | | | | | | | | | | | | |
| ERA | | | | | | | | | | | | | W | | | | | | | | | | | | | BB | | | | | | | | | | | | | K | | | | | | | | | | | | |
| 55 | | | | | | | | | | | | | 4 | | | | | | | | | | | | | 28 | | | | | | | | | | | | | 34 | | | | | | | | | | | | |

| | | | | | | | | | | | | | | | | | | | | | | | | | | | | | | | | | | | | | | | | | | | | | | | | | | | |
|---|------|---|---|----|----|----|----|----|----|-----|----|------|--------------------------------------|------|---|---|----|----|----|----|----|----|-----|----|------|----|--|--|--|--|--|--|--|--|--|--|--|--|----|--|--|--|--|--|--|--|--|--|--|--|--|
| 750 | | | | | | | | | | | | | ANTONIO OSUNA | | | | | | | | | | | | | P | | | | | | | | | | | | | | | | | | | | | | | | | |
| HT: 5'11" WT: 160 THROWS: RIGHT BATS: RIGHT | | | | | | | | | | | | | BORN: 4-12-1973, Sinaloa, 25, Mexico | | | | | | | | | | | | | | | | | | | | | | | | | | | | | | | | | | | | | | |
| 1997 LOS ANGELES DODGERS PITCHING RECORD | | | | | | | | | | | | | | | | | | | | | | | | | | | | | | | | | | | | | | | | | | | | | | | | | | | |
| G | IP | W | L | R | ER | SO | BB | GS | CG | SHO | SV | ERA | G | IP | W | L | R | ER | SO | BB | GS | CG | SHO | SV | ERA | | | | | | | | | | | | | | | | | | | | | | | | | | |
| 48 | 61.2 | 3 | 4 | 15 | 15 | 68 | 19 | 0 | 0 | 0 | 0 | 2.19 | 48 | 61.2 | 3 | 4 | 15 | 15 | 68 | 19 | 0 | 0 | 0 | 0 | 2.19 | | | | | | | | | | | | | | | | | | | | | | | | | | |
| CARDBOARD BASEBALL RATINGS | | | | | | | | | | | | | | | | | | | | | | | | | | | | | | | | | | | | | | | | | | | | | | | | | | | |
| ERA | | | | | | | | | | | | | W | | | | | | | | | | | | | BB | | | | | | | | | | | | | K | | | | | | | | | | | | |
| 21 | | | | | | | | | | | | | 3 | | | | | | | | | | | | | 19 | | | | | | | | | | | | | 68 | | | | | | | | | | | | |

| | | | | | | | | | | | | | | | | | | | | | | | | | | | | | | | | | | | | | | | | | | | | | | | | | | | |
|--|-------|---|---|----|----|----|----|----|----|-----|----|------|------------------------------|-------|----|---|----|----|-----|----|----|----|-----|----|------|----|--|--|--|--|--|--|--|--|--|--|--|--|----|--|--|--|--|--|--|--|--|--|--|--|--|
| 747 | | | | | | | | | | | | | MIKE OQUIST | | | | | | | | | | | | | P | | | | | | | | | | | | | | | | | | | | | | | | | |
| HT: 6'2" WT: 170 THROWS: RIGHT BATS: RIGHT | | | | | | | | | | | | | BORN: 5-30-1968, LaJunta, CO | | | | | | | | | | | | | | | | | | | | | | | | | | | | | | | | | | | | | | |
| 1997 OAKLAND ATHLETICS PITCHING RECORD | | | | | | | | | | | | | | | | | | | | | | | | | | | | | | | | | | | | | | | | | | | | | | | | | | | |
| G | IP | W | L | R | ER | SO | BB | GS | CG | SHO | SV | ERA | G | IP | W | L | R | ER | SO | BB | GS | CG | SHO | SV | ERA | | | | | | | | | | | | | | | | | | | | | | | | | | |
| 19 | 107.2 | 4 | 6 | 62 | 60 | 72 | 43 | 17 | 1 | 0 | 0 | 5.02 | 32 | 192.1 | 14 | 8 | 80 | 72 | 166 | 70 | 29 | 2 | 0 | 0 | 3.38 | | | | | | | | | | | | | | | | | | | | | | | | | | |
| CARDBOARD BASEBALL RATINGS | | | | | | | | | | | | | | | | | | | | | | | | | | | | | | | | | | | | | | | | | | | | | | | | | | | |
| ERA | | | | | | | | | | | | | W | | | | | | | | | | | | | BB | | | | | | | | | | | | | K | | | | | | | | | | | | |
| 50 | | | | | | | | | | | | | 4 | | | | | | | | | | | | | 43 | | | | | | | | | | | | | 72 | | | | | | | | | | | | |

| | | | | | | | | | | | | | | | | | | | | | | | | | | | | | | | | | | | | | | | | | | | | | | | | | | | |
|--|-------|----|---|----|----|-----|----|----|----|-----|----|------|--------------------------------------|-------|----|---|----|----|-----|----|----|----|-----|----|------|----|--|--|--|--|--|--|--|--|--|--|--|--|-----|--|--|--|--|--|--|--|--|--|--|--|--|
| 751 | | | | | | | | | | | | | CHAN HO PARK | | | | | | | | | | | | | P | | | | | | | | | | | | | | | | | | | | | | | | | |
| HT: 6'2" WT: 210 THROWS: RIGHT BATS: RIGHT | | | | | | | | | | | | | BORN: 6-30-1973, Kongju, South Korea | | | | | | | | | | | | | | | | | | | | | | | | | | | | | | | | | | | | | | |
| 1997 LOS ANGELES DODGERS PITCHING RECORD | | | | | | | | | | | | | | | | | | | | | | | | | | | | | | | | | | | | | | | | | | | | | | | | | | | |
| G | IP | W | L | R | ER | SO | BB | GS | CG | SHO | SV | ERA | G | IP | W | L | R | ER | SO | BB | GS | CG | SHO | SV | ERA | | | | | | | | | | | | | | | | | | | | | | | | | | |
| 32 | 192.1 | 14 | 8 | 80 | 72 | 166 | 70 | 29 | 2 | 0 | 0 | 3.38 | 32 | 192.1 | 14 | 8 | 80 | 72 | 166 | 70 | 29 | 2 | 0 | 0 | 3.38 | | | | | | | | | | | | | | | | | | | | | | | | | | |
| CARDBOARD BASEBALL RATINGS | | | | | | | | | | | | | | | | | | | | | | | | | | | | | | | | | | | | | | | | | | | | | | | | | | | |
| ERA | | | | | | | | | | | | | W | | | | | | | | | | | | | BB | | | | | | | | | | | | | K | | | | | | | | | | | | |
| 33 | | | | | | | | | | | | | 14 | | | | | | | | | | | | | 70 | | | | | | | | | | | | | 166 | | | | | | | | | | | | |

| | | | | | | | | | | | | | | | | | | | | | | | | | | | | | | | | | | | | | | | | | | | | | | | | | | | |
|---|------|---|---|----|----|----|----|----|----|-----|----|------|------------------------------------|------|---|---|----|----|----|----|----|----|-----|----|------|----|--|--|--|--|--|--|--|--|--|--|--|--|----|--|--|--|--|--|--|--|--|--|--|--|--|
| 748 | | | | | | | | | | | | | JESSE OROSCO | | | | | | | | | | | | | P | | | | | | | | | | | | | | | | | | | | | | | | | |
| HT: 6'2" WT: 174 THROWS: LEFT BATS: RIGHT | | | | | | | | | | | | | BORN: 4-21-1957, Santa Barbara, CA | | | | | | | | | | | | | | | | | | | | | | | | | | | | | | | | | | | | | | |
| 1997 BALTIMORE ORIOLES PITCHING RECORD | | | | | | | | | | | | | | | | | | | | | | | | | | | | | | | | | | | | | | | | | | | | | | | | | | | |
| G | IP | W | L | R | ER | SO | BB | GS | CG | SHO | SV | ERA | G | IP | W | L | R | ER | SO | BB | GS | CG | SHO | SV | ERA | | | | | | | | | | | | | | | | | | | | | | | | | | |
| 71 | 50.1 | 6 | 3 | 13 | 13 | 46 | 30 | 0 | 0 | 0 | 0 | 2.32 | 76 | 59.1 | 1 | 6 | 23 | 22 | 58 | 10 | 0 | 0 | 0 | 0 | 3.34 | | | | | | | | | | | | | | | | | | | | | | | | | | |
| CARDBOARD BASEBALL RATINGS | | | | | | | | | | | | | | | | | | | | | | | | | | | | | | | | | | | | | | | | | | | | | | | | | | | |
| ERA | | | | | | | | | | | | | W | | | | | | | | | | | | | BB | | | | | | | | | | | | | K | | | | | | | | | | | | |
| 23 | | | | | | | | | | | | | 6 | | | | | | | | | | | | | 30 | | | | | | | | | | | | | 46 | | | | | | | | | | | | |

| | | | | | | | | | | | | | | | | | | | | | | | | | | | | | | | | | | | | | | | | | | | | | | | | | | | |
|---|------|---|---|----|----|----|----|----|----|-----|----|------|-----------------------------------|------|---|---|----|----|----|----|----|----|-----|----|------|----|--|--|--|--|--|--|--|--|--|--|--|--|----|--|--|--|--|--|--|--|--|--|--|--|--|
| 752 | | | | | | | | | | | | | BOB PATTERSON | | | | | | | | | | | | | P | | | | | | | | | | | | | | | | | | | | | | | | | |
| HT: 6'2" WT: 185 THROWS: LEFT BATS: RIGHT | | | | | | | | | | | | | BORN: 5-16-1959, Jacksonville, FL | | | | | | | | | | | | | | | | | | | | | | | | | | | | | | | | | | | | | | |
| 1997 CHICAGO CUBS PITCHING RECORD | | | | | | | | | | | | | | | | | | | | | | | | | | | | | | | | | | | | | | | | | | | | | | | | | | | |
| G | IP | W | L | R | ER | SO | BB | GS | CG | SHO | SV | ERA | G | IP | W | L | R | ER | SO | BB | GS | CG | SHO | SV | ERA | | | | | | | | | | | | | | | | | | | | | | | | | | |
| 76 | 59.1 | 1 | 6 | 23 | 22 | 58 | 10 | 0 | 0 | 0 | 0 | 3.34 | 76 | 59.1 | 1 | 6 | 23 | 22 | 58 | 10 | 0 | 0 | 0 | 0 | 3.34 | | | | | | | | | | | | | | | | | | | | | | | | | | |
| CARDBOARD BASEBALL RATINGS | | | | | | | | | | | | | | | | | | | | | | | | | | | | | | | | | | | | | | | | | | | | | | | | | | | |
| ERA | | | | | | | | | | | | | W | | | | | | | | | | | | | BB | | | | | | | | | | | | | K | | | | | | | | | | | | |
| 33 | | | | | | | | | | | | | 1 | | | | | | | | | | | | | 10 | | | | | | | | | | | | | 58 | | | | | | | | | | | | |

| | | | | | | | | | | | | | | | | | | | | | | | | | | | | | | | | | | | | | | | | | | | | | | | | | | | |
|--|------|----|---|----|----|----|----|----|----|-----|----|------|----------------------------------|------|----|---|----|----|----|----|----|----|-----|----|------|----|--|--|--|--|--|--|--|--|--|--|--|--|----|--|--|--|--|--|--|--|--|--|--|--|--|
| 753 | | | | | | | | | | | | | DANNY PATTERSON | | | | | | | | | | | | | P | | | | | | | | | | | | | | | | | | | | | | | | | |
| HT: 6'0" WT: 175 THROWS: RIGHT BATS: RIGHT | | | | | | | | | | | | | BORN: 2-17-1971, San Gabriel, CA | | | | | | | | | | | | | | | | | | | | | | | | | | | | | | | | | | | | | | |
| 1997 TEXAS RANGERS PITCHING RECORD | | | | | | | | | | | | | | | | | | | | | | | | | | | | | | | | | | | | | | | | | | | | | | | | | | | |
| G | IP | W | L | R | ER | SO | BB | GS | CG | SHO | SV | ERA | G | IP | W | L | R | ER | SO | BB | GS | CG | SHO | SV | ERA | | | | | | | | | | | | | | | | | | | | | | | | | | |
| 54 | 71.1 | 10 | 6 | 29 | 27 | 69 | 23 | 0 | 0 | 0 | 1 | 3.42 | 54 | 71.1 | 10 | 6 | 29 | 27 | 69 | 23 | 0 | 0 | 0 | 1 | 3.42 | | | | | | | | | | | | | | | | | | | | | | | | | | |
| CARDBOARD BASEBALL RATINGS | | | | | | | | | | | | | | | | | | | | | | | | | | | | | | | | | | | | | | | | | | | | | | | | | | | |
| ERA | | | | | | | | | | | | | W | | | | | | | | | | | | | BB | | | | | | | | | | | | | K | | | | | | | | | | | | |
| 34 | | | | | | | | | | | | | 10 | | | | | | | | | | | | | 23 | | | | | | | | | | | | | 69 | | | | | | | | | | | | |

| | | | | | | | | | | | | | | | | | | | | | | | | | | | | | | | | | | | | | | | | | | | | | | | | | | | |
|--|------|---|---|---|----|----|----|----|----|-----|----|------|-------------------------------|------|---|---|---|----|----|----|----|----|-----|----|------|----|--|--|--|--|--|--|--|--|--|--|--|--|----|--|--|--|--|--|--|--|--|--|--|--|--|
| 757 | | | | | | | | | | | | | MIKE PEREZ | | | | | | | | | | | | | P | | | | | | | | | | | | | | | | | | | | | | | | | |
| HT: 6'0" WT: 185 THROWS: RIGHT BATS: RIGHT | | | | | | | | | | | | | BORN: 10-19-1964, Yauco, P.R. | | | | | | | | | | | | | | | | | | | | | | | | | | | | | | | | | | | | | | |
| 1997 KANSAS CITY ROYALS PITCHING RECORD | | | | | | | | | | | | | | | | | | | | | | | | | | | | | | | | | | | | | | | | | | | | | | | | | | | |
| G | IP | W | L | R | ER | SO | BB | GS | CG | SHO | SV | ERA | G | IP | W | L | R | ER | SO | BB | GS | CG | SHO | SV | ERA | | | | | | | | | | | | | | | | | | | | | | | | | | |
| 16 | 20.1 | 2 | 0 | 8 | 8 | 17 | 8 | 0 | 0 | 0 | 0 | 3.54 | 16 | 20.1 | 2 | 0 | 8 | 8 | 17 | 8 | 0 | 0 | 0 | 0 | 3.54 | | | | | | | | | | | | | | | | | | | | | | | | | | |
| CARDBOARD BASEBALL RATINGS | | | | | | | | | | | | | | | | | | | | | | | | | | | | | | | | | | | | | | | | | | | | | | | | | | | |
| ERA | | | | | | | | | | | | | W | | | | | | | | | | | | | BB | | | | | | | | | | | | | K | | | | | | | | | | | | |
| 35 | | | | | | | | | | | | | 2 | | | | | | | | | | | | | 8 | | | | | | | | | | | | | 17 | | | | | | | | | | | | |

| | | | | | | | | | | | | | | | | | | | | | | | | | | | | | | | | | | | | | | | | | | | | | | | | | | | |
|---|------|---|---|----|----|----|----|----|----|-----|----|------|------------------------------|------|---|---|----|----|----|----|----|----|-----|----|------|----|--|--|--|--|--|--|--|--|--|--|--|--|----|--|--|--|--|--|--|--|--|--|--|--|--|
| 754 | | | | | | | | | | | | | ROGER PAVLIK | | | | | | | | | | | | | P | | | | | | | | | | | | | | | | | | | | | | | | | |
| HT: 6'3" WT: 220 THROWS: RIGHT BATS: BOTH | | | | | | | | | | | | | BORN: 10-4-1967, Houston, TX | | | | | | | | | | | | | | | | | | | | | | | | | | | | | | | | | | | | | | |
| 1997 TEXAS RANGERS PITCHING RECORD | | | | | | | | | | | | | | | | | | | | | | | | | | | | | | | | | | | | | | | | | | | | | | | | | | | |
| G | IP | W | L | R | ER | SO | BB | GS | CG | SHO | SV | ERA | G | IP | W | L | R | ER | SO | BB | GS | CG | SHO | SV | ERA | | | | | | | | | | | | | | | | | | | | | | | | | | |
| 11 | 57.2 | 3 | 5 | 29 | 28 | 35 | 31 | 11 | 0 | 0 | 0 | 4.37 | 11 | 57.2 | 3 | 5 | 29 | 28 | 35 | 31 | 11 | 0 | 0 | 0 | 4.37 | | | | | | | | | | | | | | | | | | | | | | | | | | |
| CARDBOARD BASEBALL RATINGS | | | | | | | | | | | | | | | | | | | | | | | | | | | | | | | | | | | | | | | | | | | | | | | | | | | |
| ERA | | | | | | | | | | | | | W | | | | | | | | | | | | | BB | | | | | | | | | | | | | K | | | | | | | | | | | | |
| 43 | | | | | | | | | | | | | 3 | | | | | | | | | | | | | 31 | | | | | | | | | | | | | 35 | | | | | | | | | | | | |

| | | | | | | | | | | | | | | | | | | | | | | | | | | | | | | | | | | | | | | | | | | | | | | | | | | | |
|--|------|---|---|----|----|----|----|----|----|-----|----|------|--------------------------------|------|---|---|----|----|----|----|----|----|-----|----|------|----|--|--|--|--|--|--|--|--|--|--|--|--|----|--|--|--|--|--|--|--|--|--|--|--|--|
| 758 | | | | | | | | | | | | | MATT PERISHO | | | | | | | | | | | | | P | | | | | | | | | | | | | | | | | | | | | | | | | |
| HT: 6'0" WT: 200 THROWS: LEFT BATS: LEFT | | | | | | | | | | | | | BORN: 6-8-1975, Burlington, IA | | | | | | | | | | | | | | | | | | | | | | | | | | | | | | | | | | | | | | |
| 1997 ANAHEIM ANGELS PITCHING RECORD | | | | | | | | | | | | | | | | | | | | | | | | | | | | | | | | | | | | | | | | | | | | | | | | | | | |
| G | IP | W | L | R | ER | SO | BB | GS | CG | SHO | SV | ERA | G | IP | W | L | R | ER | SO | BB | GS | CG | SHO | SV | ERA | | | | | | | | | | | | | | | | | | | | | | | | | | |
| 11 | 45.1 | 0 | 2 | 34 | 30 | 35 | 28 | 8 | 0 | 0 | 0 | 6.00 | 11 | 45.1 | 0 | 2 | 34 | 30 | 35 | 28 | 8 | 0 | 0 | 0 | 6.00 | | | | | | | | | | | | | | | | | | | | | | | | | | |
| CARDBOARD BASEBALL RATINGS | | | | | | | | | | | | | | | | | | | | | | | | | | | | | | | | | | | | | | | | | | | | | | | | | | | |
| ERA | | | | | | | | | | | | | W | | | | | | | | | | | | | BB | | | | | | | | | | | | | K | | | | | | | | | | | | |
| 60 | | | | | | | | | | | | | 0 | | | | | | | | | | | | | 28 | | | | | | | | | | | | | 35 | | | | | | | | | | | | |

| | | | | | | | | | | | | | | | | | | | | | | | | | | | | | | | | | | | | | | | | | | | | | | | | | | | |
|--|------|---|---|----|----|----|----|----|----|-----|----|------|-----------------------------|------|---|---|----|----|----|----|----|----|-----|----|------|----|--|--|--|--|--|--|--|--|--|--|--|--|----|--|--|--|--|--|--|--|--|--|--|--|--|
| 755 | | | | | | | | | | | | | TROY PERCIVAL | | | | | | | | | | | | | P | | | | | | | | | | | | | | | | | | | | | | | | | |
| HT: 6'3" WT: 200 THROWS: RIGHT BATS: RIGHT | | | | | | | | | | | | | BORN: 8-9-1969, Fontana, CA | | | | | | | | | | | | | | | | | | | | | | | | | | | | | | | | | | | | | | |
| 1997 ANAHEIM ANGELS PITCHING RECORD | | | | | | | | | | | | | | | | | | | | | | | | | | | | | | | | | | | | | | | | | | | | | | | | | | | |
| G | IP | W | L | R | ER | SO | BB | GS | CG | SHO | SV | ERA | G | IP | W | L | R | ER | SO | BB | GS | CG | SHO | SV | ERA | | | | | | | | | | | | | | | | | | | | | | | | | | |
| 55 | 52.1 | 5 | 5 | 20 | 20 | 72 | 22 | 0 | 0 | 0 | 27 | 3.46 | 55 | 52.1 | 5 | 5 | 20 | 20 | 72 | 22 | 0 | 0 | 0 | 27 | 3.46 | | | | | | | | | | | | | | | | | | | | | | | | | | |
| CARDBOARD BASEBALL RATINGS | | | | | | | | | | | | | | | | | | | | | | | | | | | | | | | | | | | | | | | | | | | | | | | | | | | |
| ERA | | | | | | | | | | | | | W | | | | | | | | | | | | | BB | | | | | | | | | | | | | K | | | | | | | | | | | | |
| 34 | | | | | | | | | | | | | 5 | | | | | | | | | | | | | 22 | | | | | | | | | | | | | 72 | | | | | | | | | | | | |

| | | | | | | | | | | | | | | | | | | | | | | | | | | | | | | | | | | | | | | | | | | | | | | | | | | | |
|--|-------|---|----|----|----|----|----|----|----|-----|----|------|--------------------------------|-------|---|----|----|----|----|----|----|----|-----|----|------|----|--|--|--|--|--|--|--|--|--|--|--|--|----|--|--|--|--|--|--|--|--|--|--|--|--|
| 759 | | | | | | | | | | | | | ROBERT PERSON | | | | | | | | | | | | | P | | | | | | | | | | | | | | | | | | | | | | | | | |
| HT: 6'0" WT: 180 THROWS: RIGHT BATS: RIGHT | | | | | | | | | | | | | BORN: 10-6-1969, St. Louis, MO | | | | | | | | | | | | | | | | | | | | | | | | | | | | | | | | | | | | | | |
| 1997 TORONTO BLUE JAYS PITCHING RECORD | | | | | | | | | | | | | | | | | | | | | | | | | | | | | | | | | | | | | | | | | | | | | | | | | | | |
| G | IP | W | L | R | ER | SO | BB | GS | CG | SHO | SV | ERA | G | IP | W | L | R | ER | SO | BB | GS | CG | SHO | SV | ERA | | | | | | | | | | | | | | | | | | | | | | | | | | |
| 23 | 128.1 | 5 | 10 | 86 | 80 | 99 | 60 | 22 | 0 | 0 | 0 | 5.61 | 23 | 128.1 | 5 | 10 | 86 | 80 | 99 | 60 | 22 | 0 | 0 | 0 | 5.61 | | | | | | | | | | | | | | | | | | | | | | | | | | |
| CARDBOARD BASEBALL RATINGS | | | | | | | | | | | | | | | | | | | | | | | | | | | | | | | | | | | | | | | | | | | | | | | | | | | |
| ERA | | | | | | | | | | | | | W | | | | | | | | | | | | | BB | | | | | | | | | | | | | K | | | | | | | | | | | | |
| 56 | | | | | | | | | | | | | 5 | | | | | | | | | | | | | 60 | | | | | | | | | | | | | 99 | | | | | | | | | | | | |

| | | | | | | | | | | | | | | | | | | | | | | | | | | | | | | | | | | | | | | | | | | | | | | | | | | | |
|--|-------|----|----|-----|----|-----|----|----|----|-----|----|------|------------------------------|-------|----|----|-----|----|-----|----|----|----|-----|----|------|----|--|--|--|--|--|--|--|--|--|--|--|--|-----|--|--|--|--|--|--|--|--|--|--|--|--|
| 756 | | | | | | | | | | | | | CARLOS PEREZ | | | | | | | | | | | | | P | | | | | | | | | | | | | | | | | | | | | | | | | |
| HT: 6'3" WT: 195 THROWS: LEFT BATS: LEFT | | | | | | | | | | | | | BORN: 4-14-1971, Nigua, D.R. | | | | | | | | | | | | | | | | | | | | | | | | | | | | | | | | | | | | | | |
| 1997 MONTREAL EXPOS PITCHING RECORD | | | | | | | | | | | | | | | | | | | | | | | | | | | | | | | | | | | | | | | | | | | | | | | | | | | |
| G | IP | W | L | R | ER | SO | BB | GS | CG | SHO | SV | ERA | G | IP | W | L | R | ER | SO | BB | GS | CG | SHO | SV | ERA | | | | | | | | | | | | | | | | | | | | | | | | | | |
| 33 | 206.2 | 12 | 13 | 109 | 89 | 110 | 48 | 32 | 8 | 5 | 0 | 3.88 | 33 | 206.2 | 12 | 13 | 109 | 89 | 110 | 48 | 32 | 8 | 5 | 0 | 3.88 | | | | | | | | | | | | | | | | | | | | | | | | | | |
| CARDBOARD BASEBALL RATINGS | | | | | | | | | | | | | | | | | | | | | | | | | | | | | | | | | | | | | | | | | | | | | | | | | | | |
| ERA | | | | | | | | | | | | | W | | | | | | | | | | | | | BB | | | | | | | | | | | | | K | | | | | | | | | | | | |
| 38 | | | | | | | | | | | | | 12 | | | | | | | | | | | | | 48 | | | | | | | | | | | | | 110 | | | | | | | | | | | | |

| | | | | | | | | | | | | | | | | | | | | | | | | | | | | | | | | | | | | | | | | | | | | | | | | | | | |
|--|------|---|---|----|----|----|----|----|----|-----|----|------|----------------------------------|------|---|---|----|----|----|----|----|----|-----|----|------|----|--|--|--|--|--|--|--|--|--|--|--|--|----|--|--|--|--|--|--|--|--|--|--|--|--|
| 760 | | | | | | | | | | | | | CHRIS PETERS | | | | | | | | | | | | | P | | | | | | | | | | | | | | | | | | | | | | | | | |
| HT: 6'1" WT: 162 THROWS: LEFT BATS: LEFT | | | | | | | | | | | | | BORN: 1-28-1972, Fort Thomas, KY | | | | | | | | | | | | | | | | | | | | | | | | | | | | | | | | | | | | | | |
| 1997 PITTSBURGH PIRATES PITCHING RECORD | | | | | | | | | | | | | | | | | | | | | | | | | | | | | | | | | | | | | | | | | | | | | | | | | | | |
| G | IP | W | L | R | ER | SO | BB | GS | CG | SHO | SV | ERA | G | IP | W | L | R | ER | SO | BB | GS | CG | SHO | SV | ERA | | | | | | | | | | | | | | | | | | | | | | | | | | |
| 31 | 37.1 | 2 | 2 | 23 | 19 | 17 | 21 | 1 | 0 | 0 | 0 | 4.58 | 31 | 37.1 | 2 | 2 | 23 | 19 | 17 | 21 | 1 | 0 | 0 | 0 | 4.58 | | | | | | | | | | | | | | | | | | | | | | | | | | |
| CARDBOARD BASEBALL RATINGS | | | | | | | | | | | | | | | | | | | | | | | | | | | | | | | | | | | | | | | | | | | | | | | | | | | |
| ERA | | | | | | | | | | | | | W | | | | | | | | | | | | | BB | | | | | | | | | | | | | K | | | | | | | | | | | | |
| 45 | | | | | | | | | | | | | 2 | | | | | | | | | | | | | 21 | | | | | | | | | | | | | 17 | | | | | | | | | | | | |

| | | | | | | | | | | | | | | | | | | | | | | | | | | |
|--|------|---|---|----|----|----|----|----|----|-----|----|------|--------------------------------|-------|---|---|----|----|----|----|----|----|-----|----|------|---|
| 761 | | | | | | | | | | | | | MARK PETKOVSEK | | | | | | | | | | | | | P |
| HT: 6'0" WT: 185 THROWS: RIGHT BATS: RIGHT | | | | | | | | | | | | | BORN: 11-18-1965, Beaumont, TX | | | | | | | | | | | | | |
| 1997 ST. LOUIS CARDINALS PITCHING RECORD | | | | | | | | | | | | | | | | | | | | | | | | | | |
| G | IP | W | L | R | ER | SO | BB | GS | CG | SHO | SV | ERA | G | IP | W | L | R | ER | SO | BB | GS | CG | SHO | SV | ERA | |
| 55 | 96.1 | 4 | 7 | 61 | 54 | 51 | 31 | 2 | 0 | 0 | 2 | 5.06 | 21 | 112.1 | 5 | 8 | 72 | 68 | 52 | 54 | 21 | 0 | 0 | 0 | 5.46 | |
| CARDBOARD BASEBALL RATINGS | | | | | | | | | | | | | CARDBOARD BASEBALL RATINGS | | | | | | | | | | | | | |
| ERA | | | W | | | BB | | | K | | | | ERA | | | W | | | BB | | | K | | | | |
| 50 | | | 4 | | | 31 | | | 51 | | | | 54 | | | 5 | | | 54 | | | 52 | | | | |

| | | | | | | | | | | | | | | | | | | | | | | | | | | |
|--|-------|----|----|----|----|-----|----|----|-----|-----|----|------|----------------------------------|------|---|---|----|----|----|----|----|----|-----|----|------|---|
| 762 | | | | | | | | | | | | | ANDY PETTITTE | | | | | | | | | | | | | P |
| HT: 6'5" WT: 225 THROWS: LEFT BATS: LEFT | | | | | | | | | | | | | BORN: 6-15-1972, Baton Rouge, LA | | | | | | | | | | | | | |
| 1997 NEW YORK YANKEES PITCHING RECORD | | | | | | | | | | | | | | | | | | | | | | | | | | |
| G | IP | W | L | R | ER | SO | BB | GS | CG | SHO | SV | ERA | G | IP | W | L | R | ER | SO | BB | GS | CG | SHO | SV | ERA | |
| 35 | 240.1 | 18 | 7 | 86 | 77 | 166 | 65 | 35 | 4 | 1 | 0 | 2.88 | 35 | 25.2 | 0 | 0 | 14 | 14 | 12 | 12 | 0 | 0 | 0 | 0 | 4.91 | |
| CARDBOARD BASEBALL RATINGS | | | | | | | | | | | | | CARDBOARD BASEBALL RATINGS | | | | | | | | | | | | | |
| ERA | | | W | | | BB | | | K | | | | ERA | | | W | | | BB | | | K | | | | |
| 28 | | | 18 | | | 65 | | | 166 | | | | 49 | | | 0 | | | 12 | | | 12 | | | | |

| | | | | | | | | | | | | | | | | | | | | | | | | | | |
|--|------|---|---|----|----|----|----|----|----|-----|----|------|---|------|---|---|----|----|----|----|----|----|-----|----|------|---|
| 763 | | | | | | | | | | | | | HIPOLITO PICHARDO | | | | | | | | | | | | | P |
| HT: 6'1" WT: 160 THROWS: RIGHT BATS: RIGHT | | | | | | | | | | | | | BORN: 8-22-1969, Jicome Esperanza, D.R. | | | | | | | | | | | | | |
| 1997 KANSAS CITY ROYALS PITCHING RECORD | | | | | | | | | | | | | | | | | | | | | | | | | | |
| G | IP | W | L | R | ER | SO | BB | GS | CG | SHO | SV | ERA | G | IP | W | L | R | ER | SO | BB | GS | CG | SHO | SV | ERA | |
| 47 | 49.1 | 3 | 5 | 24 | 23 | 34 | 24 | 0 | 0 | 0 | 11 | 4.22 | 73 | 50.1 | 2 | 4 | 22 | 20 | 61 | 19 | 0 | 0 | 0 | 1 | 3.58 | |
| CARDBOARD BASEBALL RATINGS | | | | | | | | | | | | | CARDBOARD BASEBALL RATINGS | | | | | | | | | | | | | |
| ERA | | | W | | | BB | | | K | | | | ERA | | | W | | | BB | | | K | | | | |
| 42 | | | 3 | | | 24 | | | 34 | | | | 35 | | | 2 | | | 19 | | | 61 | | | | |

| | | | | | | | | | | | | | | | | | | | | | | | | | | |
|--|------|---|---|----|----|----|----|----|----|-----|----|------|----------------------------|------|---|---|----|----|----|----|----|----|-----|----|------|---|
| 764 | | | | | | | | | | | | | MARC PISCIOTTA | | | | | | | | | | | | | P |
| HT: 6'5" WT: 240 THROWS: RIGHT BATS: RIGHT | | | | | | | | | | | | | BORN: 8-7-1970, Edison, NJ | | | | | | | | | | | | | |
| 1997 CHICAGO CUBS PITCHING RECORD | | | | | | | | | | | | | | | | | | | | | | | | | | |
| G | IP | W | L | R | ER | SO | BB | GS | CG | SHO | SV | ERA | G | IP | W | L | R | ER | SO | BB | GS | CG | SHO | SV | ERA | |
| 24 | 28.1 | 3 | 1 | 10 | 10 | 21 | 16 | 0 | 0 | 0 | 0 | 3.18 | 55 | 65.2 | 4 | 5 | 37 | 34 | 66 | 36 | 0 | 0 | 0 | 0 | 4.66 | |
| CARDBOARD BASEBALL RATINGS | | | | | | | | | | | | | CARDBOARD BASEBALL RATINGS | | | | | | | | | | | | | |
| ERA | | | W | | | BB | | | K | | | | ERA | | | W | | | BB | | | K | | | | |
| 31 | | | 3 | | | 16 | | | 21 | | | | 46 | | | 4 | | | 36 | | | 66 | | | | |

| | | | | | | | | | | | | | | | | | | | | | | | | | | |
|--|-------|---|---|----|----|----|----|----|----|-----|----|------|----------------------------|-------|---|---|----|----|----|----|----|----|-----|----|------|---|
| 765 | | | | | | | | | | | | | JIM PITTSLEY | | | | | | | | | | | | | P |
| HT: 6'7" WT: 215 THROWS: RIGHT BATS: RIGHT | | | | | | | | | | | | | BORN: 4-3-1974, DuBois, PA | | | | | | | | | | | | | |
| 1997 KANSAS CITY ROYALS PITCHING RECORD | | | | | | | | | | | | | | | | | | | | | | | | | | |
| G | IP | W | L | R | ER | SO | BB | GS | CG | SHO | SV | ERA | G | IP | W | L | R | ER | SO | BB | GS | CG | SHO | SV | ERA | |
| 21 | 112.1 | 5 | 8 | 72 | 68 | 52 | 54 | 21 | 0 | 0 | 0 | 5.46 | 21 | 112.1 | 5 | 8 | 72 | 68 | 52 | 54 | 21 | 0 | 0 | 0 | 5.46 | |
| CARDBOARD BASEBALL RATINGS | | | | | | | | | | | | | CARDBOARD BASEBALL RATINGS | | | | | | | | | | | | | |
| ERA | | | W | | | BB | | | K | | | | ERA | | | W | | | BB | | | K | | | | |
| 54 | | | 5 | | | 54 | | | 51 | | | | 54 | | | 5 | | | 54 | | | 52 | | | | |

| | | | | | | | | | | | | | | | | | | | | | | | | | | |
|--|------|---|---|----|----|----|----|----|----|-----|----|------|------------------------------|------|---|---|----|----|----|----|----|----|-----|----|------|---|
| 766 | | | | | | | | | | | | | ERIK PLANTENBERG | | | | | | | | | | | | | P |
| HT: 6'1" WT: 190 THROWS: LEFT BATS: BOTH | | | | | | | | | | | | | BORN: 10-30-1968, Renton, WA | | | | | | | | | | | | | |
| 1997 PHILADELPHIA PHILLIES PITCHING RECORD | | | | | | | | | | | | | | | | | | | | | | | | | | |
| G | IP | W | L | R | ER | SO | BB | GS | CG | SHO | SV | ERA | G | IP | W | L | R | ER | SO | BB | GS | CG | SHO | SV | ERA | |
| 35 | 25.2 | 0 | 0 | 14 | 14 | 12 | 12 | 0 | 0 | 0 | 0 | 4.91 | 35 | 25.2 | 0 | 0 | 14 | 14 | 12 | 12 | 0 | 0 | 0 | 0 | 4.91 | |
| CARDBOARD BASEBALL RATINGS | | | | | | | | | | | | | CARDBOARD BASEBALL RATINGS | | | | | | | | | | | | | |
| ERA | | | W | | | BB | | | K | | | | ERA | | | W | | | BB | | | K | | | | |
| 49 | | | 0 | | | 12 | | | 12 | | | | 49 | | | 0 | | | 12 | | | 12 | | | | |

| | | | | | | | | | | | | | | | | | | | | | | | | | | |
|--|------|---|---|----|----|----|----|----|----|-----|----|------|----------------------------|------|---|---|----|----|----|----|----|----|-----|----|------|---|
| 767 | | | | | | | | | | | | | DAN PLESAC | | | | | | | | | | | | | P |
| HT: 6'5" WT: 205 THROWS: LEFT BATS: LEFT | | | | | | | | | | | | | BORN: 2-4-1962, Gary, IN | | | | | | | | | | | | | |
| 1997 TORONTO BLUE JAYS PITCHING RECORD | | | | | | | | | | | | | | | | | | | | | | | | | | |
| G | IP | W | L | R | ER | SO | BB | GS | CG | SHO | SV | ERA | G | IP | W | L | R | ER | SO | BB | GS | CG | SHO | SV | ERA | |
| 47 | 49.1 | 3 | 5 | 24 | 23 | 34 | 24 | 0 | 0 | 0 | 11 | 4.22 | 73 | 50.1 | 2 | 4 | 22 | 20 | 61 | 19 | 0 | 0 | 0 | 1 | 3.58 | |
| CARDBOARD BASEBALL RATINGS | | | | | | | | | | | | | CARDBOARD BASEBALL RATINGS | | | | | | | | | | | | | |
| ERA | | | W | | | BB | | | K | | | | ERA | | | W | | | BB | | | K | | | | |
| 42 | | | 3 | | | 24 | | | 34 | | | | 35 | | | 2 | | | 19 | | | 61 | | | | |

| | | | | | | | | | | | | | | | | | | | | | | | | | | |
|--|------|---|---|----|----|----|----|----|----|-----|----|------|--------------------------------|------|---|---|----|----|----|----|----|----|-----|----|------|---|
| 768 | | | | | | | | | | | | | ERIC PLUNK | | | | | | | | | | | | | P |
| HT: 6'5" WT: 210 THROWS: RIGHT BATS: RIGHT | | | | | | | | | | | | | BORN: 9-3-1963, Wilmington, CA | | | | | | | | | | | | | |
| 1997 CLEVELAND INDIANS PITCHING RECORD | | | | | | | | | | | | | | | | | | | | | | | | | | |
| G | IP | W | L | R | ER | SO | BB | GS | CG | SHO | SV | ERA | G | IP | W | L | R | ER | SO | BB | GS | CG | SHO | SV | ERA | |
| 24 | 28.1 | 3 | 1 | 10 | 10 | 21 | 16 | 0 | 0 | 0 | 0 | 3.18 | 55 | 65.2 | 4 | 5 | 37 | 34 | 66 | 36 | 0 | 0 | 0 | 0 | 4.66 | |
| CARDBOARD BASEBALL RATINGS | | | | | | | | | | | | | CARDBOARD BASEBALL RATINGS | | | | | | | | | | | | | |
| ERA | | | W | | | BB | | | K | | | | ERA | | | W | | | BB | | | K | | | | |
| 31 | | | 3 | | | 16 | | | 21 | | | | 46 | | | 4 | | | 36 | | | 66 | | | | |

| | | | | | | | | | | | | | | | | | | | | | | | | | | | | | | | | | | | | | | | | | | | | | | | | | | | |
|---|------|---|---|----|----|----|----|----|----|-----|----|------|--------------------------------|------|---|---|----|----|----|----|----|----|-----|----|------|----|--|--|--|--|--|--|--|--|--|--|--|--|----|--|--|--|--|--|--|--|--|--|--|--|--|
| 769 | | | | | | | | | | | | | JIM POOLE | | | | | | | | | | | | | P | | | | | | | | | | | | | | | | | | | | | | | | | |
| HT: 6'2" WT: 190 THROWS: LEFT BATS: LEFT | | | | | | | | | | | | | BORN: 4-28-1966, Rochester, NY | | | | | | | | | | | | | | | | | | | | | | | | | | | | | | | | | | | | | | |
| 1997 SAN FRANCISCO GIANTS PITCHING RECORD | | | | | | | | | | | | | | | | | | | | | | | | | | | | | | | | | | | | | | | | | | | | | | | | | | | |
| G | IP | W | L | R | ER | SO | BB | GS | CG | SHO | SV | ERA | G | IP | W | L | R | ER | SO | BB | GS | CG | SHO | SV | ERA | | | | | | | | | | | | | | | | | | | | | | | | | | |
| 63 | 49.1 | 3 | 1 | 44 | 39 | 26 | 25 | 0 | 0 | 0 | 0 | 7.11 | 75 | 62.1 | 5 | 1 | 22 | 20 | 44 | 21 | 0 | 0 | 0 | 3 | 2.89 | | | | | | | | | | | | | | | | | | | | | | | | | | |
| CARDBOARD BASEBALL RATINGS | | | | | | | | | | | | | | | | | | | | | | | | | | | | | | | | | | | | | | | | | | | | | | | | | | | |
| ERA | | | | | | | | | | | | | W | | | | | | | | | | | | | BB | | | | | | | | | | | | | K | | | | | | | | | | | | |
| 71 | | | | | | | | | | | | | 3 | | | | | | | | | | | | | 25 | | | | | | | | | | | | | 26 | | | | | | | | | | | | |

| | | | | | | | | | | | | | | | | | | | | | | | | | | | | | | | | | | | | | | | | | | | | | | | | | | | |
|--|------|---|---|----|----|----|----|----|----|-----|----|-----|------------------------------|----|------|---|---|----|----|----|----|----|-----|----|-----|------|--|--|--|--|--|--|--|--|--|--|--|--|----|--|--|--|--|--|--|--|--|--|--|--|--|
| 773 | | | | | | | | | | | | | SCOTT RADINSKY | | | | | | | | | | | | | P | | | | | | | | | | | | | | | | | | | | | | | | | |
| HT: 6'3" WT: 190 THROWS: LEFT BATS: LEFT | | | | | | | | | | | | | BORN: 3-3-1968, Glendale, CA | | | | | | | | | | | | | | | | | | | | | | | | | | | | | | | | | | | | | | |
| 1997 LOS ANGELES DODGERS PITCHING RECORD | | | | | | | | | | | | | | | | | | | | | | | | | | | | | | | | | | | | | | | | | | | | | | | | | | | |
| G | IP | W | L | R | ER | SO | BB | GS | CG | SHO | SV | ERA | G | IP | W | L | R | ER | SO | BB | GS | CG | SHO | SV | ERA | | | | | | | | | | | | | | | | | | | | | | | | | | |
| 75 | 62.1 | 5 | 1 | 22 | 20 | 44 | 21 | 0 | 0 | 0 | 0 | 3 | 2.89 | 75 | 62.1 | 5 | 1 | 22 | 20 | 44 | 21 | 0 | 0 | 0 | 3 | 2.89 | | | | | | | | | | | | | | | | | | | | | | | | | |
| CARDBOARD BASEBALL RATINGS | | | | | | | | | | | | | | | | | | | | | | | | | | | | | | | | | | | | | | | | | | | | | | | | | | | |
| ERA | | | | | | | | | | | | | W | | | | | | | | | | | | | BB | | | | | | | | | | | | | K | | | | | | | | | | | | |
| 28 | | | | | | | | | | | | | 5 | | | | | | | | | | | | | 21 | | | | | | | | | | | | | 44 | | | | | | | | | | | | |

| | | | | | | | | | | | | | | | | | | | | | | | | | | | | | | | | | | | | | | | | | | | | | | | | | | | |
|--|------|---|---|----|----|----|----|----|----|-----|----|------|------------------------------|-------|----|----|-----|-----|-----|----|----|----|-----|----|------|----|--|--|--|--|--|--|--|--|--|--|--|--|----|--|--|--|--|--|--|--|--|--|--|--|--|
| 770 | | | | | | | | | | | | | JAY POWELL | | | | | | | | | | | | | P | | | | | | | | | | | | | | | | | | | | | | | | | |
| HT: 6'4" WT: 220 THROWS: RIGHT BATS: RIGHT | | | | | | | | | | | | | BORN: 1-9-1972, Meridian, MS | | | | | | | | | | | | | | | | | | | | | | | | | | | | | | | | | | | | | | |
| 1997 FLORIDA MARLINS PITCHING RECORD | | | | | | | | | | | | | | | | | | | | | | | | | | | | | | | | | | | | | | | | | | | | | | | | | | | |
| G | IP | W | L | R | ER | SO | BB | GS | CG | SHO | SV | ERA | G | IP | W | L | R | ER | SO | BB | GS | CG | SHO | SV | ERA | | | | | | | | | | | | | | | | | | | | | | | | | | |
| 74 | 79.2 | 7 | 2 | 35 | 29 | 65 | 30 | 0 | 0 | 0 | 2 | 3.28 | 35 | 239.2 | 20 | 10 | 114 | 103 | 174 | 48 | 35 | 4 | 1 | 0 | 3.87 | | | | | | | | | | | | | | | | | | | | | | | | | | |
| CARDBOARD BASEBALL RATINGS | | | | | | | | | | | | | | | | | | | | | | | | | | | | | | | | | | | | | | | | | | | | | | | | | | | |
| ERA | | | | | | | | | | | | | W | | | | | | | | | | | | | BB | | | | | | | | | | | | | K | | | | | | | | | | | | |
| 32 | | | | | | | | | | | | | 7 | | | | | | | | | | | | | 30 | | | | | | | | | | | | | 65 | | | | | | | | | | | | |

| | | | | | | | | | | | | | | | | | | | | | | | | | | | | | | | | | | | | | | | | | | | | | | | | | | | |
|--|-------|----|----|-----|-----|-----|----|----|----|-----|----|------|----------------------------------|-------|----|----|-----|-----|-----|----|----|----|-----|----|------|----|--|--|--|--|--|--|--|--|--|--|--|--|-----|--|--|--|--|--|--|--|--|--|--|--|--|
| 774 | | | | | | | | | | | | | BRAD RADKE | | | | | | | | | | | | | P | | | | | | | | | | | | | | | | | | | | | | | | | |
| HT: 6'2" WT: 180 THROWS: RIGHT BATS: RIGHT | | | | | | | | | | | | | BORN: 10-27-1972, Eau Claire, WI | | | | | | | | | | | | | | | | | | | | | | | | | | | | | | | | | | | | | | |
| 1997 MINNESOTA TWINS PITCHING RECORD | | | | | | | | | | | | | | | | | | | | | | | | | | | | | | | | | | | | | | | | | | | | | | | | | | | |
| G | IP | W | L | R | ER | SO | BB | GS | CG | SHO | SV | ERA | G | IP | W | L | R | ER | SO | BB | GS | CG | SHO | SV | ERA | | | | | | | | | | | | | | | | | | | | | | | | | | |
| 35 | 239.2 | 20 | 10 | 114 | 103 | 174 | 48 | 35 | 4 | 1 | 0 | 3.87 | 35 | 239.2 | 20 | 10 | 114 | 103 | 174 | 48 | 35 | 4 | 1 | 0 | 3.87 | | | | | | | | | | | | | | | | | | | | | | | | | | |
| CARDBOARD BASEBALL RATINGS | | | | | | | | | | | | | | | | | | | | | | | | | | | | | | | | | | | | | | | | | | | | | | | | | | | |
| ERA | | | | | | | | | | | | | W | | | | | | | | | | | | | BB | | | | | | | | | | | | | K | | | | | | | | | | | | |
| 38 | | | | | | | | | | | | | 20 | | | | | | | | | | | | | 48 | | | | | | | | | | | | | 174 | | | | | | | | | | | | |

| | | | | | | | | | | | | | | | | | | | | | | | | | | | | | | | | | | | | | | | | | | | | | | | | | | | |
|--|-------|---|---|----|----|----|----|----|----|-----|----|------|--------------------------------|------|---|---|----|----|----|----|----|----|-----|----|------|----|--|--|--|--|--|--|--|--|--|--|--|--|----|--|--|--|--|--|--|--|--|--|--|--|--|
| 771 | | | | | | | | | | | | | ARIEL PRIETO | | | | | | | | | | | | | P | | | | | | | | | | | | | | | | | | | | | | | | | |
| HT: 6'3" WT: 220 THROWS: RIGHT BATS: RIGHT | | | | | | | | | | | | | BORN: 10-22-1969, Havana, Cuba | | | | | | | | | | | | | | | | | | | | | | | | | | | | | | | | | | | | | | |
| 1997 OAKLAND ATHLETICS PITCHING RECORD | | | | | | | | | | | | | | | | | | | | | | | | | | | | | | | | | | | | | | | | | | | | | | | | | | | |
| G | IP | W | L | R | ER | SO | BB | GS | CG | SHO | SV | ERA | G | IP | W | L | R | ER | SO | BB | GS | CG | SHO | SV | ERA | | | | | | | | | | | | | | | | | | | | | | | | | | |
| 22 | 125.1 | 6 | 8 | 84 | 70 | 90 | 70 | 22 | 0 | 0 | 0 | 5.04 | 15 | 31.1 | 1 | 2 | 24 | 24 | 21 | 16 | 4 | 0 | 0 | 0 | 6.89 | | | | | | | | | | | | | | | | | | | | | | | | | | |
| CARDBOARD BASEBALL RATINGS | | | | | | | | | | | | | | | | | | | | | | | | | | | | | | | | | | | | | | | | | | | | | | | | | | | |
| ERA | | | | | | | | | | | | | W | | | | | | | | | | | | | BB | | | | | | | | | | | | | K | | | | | | | | | | | | |
| 50 | | | | | | | | | | | | | 6 | | | | | | | | | | | | | 70 | | | | | | | | | | | | | 90 | | | | | | | | | | | | |

| | | | | | | | | | | | | | | | | | | | | | | | | | | | | | | | | | | | | | | | | | | | | | | | | | | | |
|--|------|---|---|----|----|----|----|----|----|-----|----|------|----------------------------------|------|---|---|----|----|----|----|----|----|-----|----|------|----|--|--|--|--|--|--|--|--|--|--|--|--|----|--|--|--|--|--|--|--|--|--|--|--|--|
| 775 | | | | | | | | | | | | | BRADY RAGGIO | | | | | | | | | | | | | P | | | | | | | | | | | | | | | | | | | | | | | | | |
| HT: 6'4" WT: 210 THROWS: RIGHT BATS: RIGHT | | | | | | | | | | | | | BORN: 9-17-1972, Los Angeles, CA | | | | | | | | | | | | | | | | | | | | | | | | | | | | | | | | | | | | | | |
| 1997 ST. LOUIS CARDINALS PITCHING RECORD | | | | | | | | | | | | | | | | | | | | | | | | | | | | | | | | | | | | | | | | | | | | | | | | | | | |
| G | IP | W | L | R | ER | SO | BB | GS | CG | SHO | SV | ERA | G | IP | W | L | R | ER | SO | BB | GS | CG | SHO | SV | ERA | | | | | | | | | | | | | | | | | | | | | | | | | | |
| 15 | 31.1 | 1 | 2 | 24 | 24 | 21 | 16 | 4 | 0 | 0 | 0 | 6.89 | 15 | 31.1 | 1 | 2 | 24 | 24 | 21 | 16 | 4 | 0 | 0 | 0 | 6.89 | | | | | | | | | | | | | | | | | | | | | | | | | | |
| CARDBOARD BASEBALL RATINGS | | | | | | | | | | | | | | | | | | | | | | | | | | | | | | | | | | | | | | | | | | | | | | | | | | | |
| ERA | | | | | | | | | | | | | W | | | | | | | | | | | | | BB | | | | | | | | | | | | | K | | | | | | | | | | | | |
| 68 | | | | | | | | | | | | | 1 | | | | | | | | | | | | | 16 | | | | | | | | | | | | | 21 | | | | | | | | | | | | |

| | | | | | | | | | | | | | | | | | | | | | | | | | | | | | | | | | | | | | | | | | | | | | | | | | | | |
|---|------|---|---|----|----|----|----|----|----|-----|----|------|----------------------------------|-------|---|---|----|----|----|----|----|----|-----|----|------|----|--|--|--|--|--|--|--|--|--|--|--|--|----|--|--|--|--|--|--|--|--|--|--|--|--|
| 772 | | | | | | | | | | | | | PAUL QUANTRILL | | | | | | | | | | | | | P | | | | | | | | | | | | | | | | | | | | | | | | | |
| HT: 6'1" WT: 175 THROWS: RIGHT BATS: LEFT | | | | | | | | | | | | | BORN: 11-3-1968, London, ON, CAN | | | | | | | | | | | | | | | | | | | | | | | | | | | | | | | | | | | | | | |
| 1997 TORONTO BLUE JAYS PITCHING RECORD | | | | | | | | | | | | | | | | | | | | | | | | | | | | | | | | | | | | | | | | | | | | | | | | | | | |
| G | IP | W | L | R | ER | SO | BB | GS | CG | SHO | SV | ERA | G | IP | W | L | R | ER | SO | BB | GS | CG | SHO | SV | ERA | | | | | | | | | | | | | | | | | | | | | | | | | | |
| 77 | 88.1 | 6 | 7 | 25 | 19 | 56 | 17 | 0 | 0 | 0 | 5 | 1.94 | 27 | 141.2 | 5 | 8 | 83 | 76 | 92 | 72 | 25 | 1 | 1 | 0 | 4.83 | | | | | | | | | | | | | | | | | | | | | | | | | | |
| CARDBOARD BASEBALL RATINGS | | | | | | | | | | | | | | | | | | | | | | | | | | | | | | | | | | | | | | | | | | | | | | | | | | | |
| ERA | | | | | | | | | | | | | W | | | | | | | | | | | | | BB | | | | | | | | | | | | | K | | | | | | | | | | | | |
| 19 | | | | | | | | | | | | | 6 | | | | | | | | | | | | | 17 | | | | | | | | | | | | | 56 | | | | | | | | | | | | |

| | | | | | | | | | | | | | | | | | | | | | | | | | | | | | | | | | | | | | | | | | | | | | | | | | | | |
|--|-------|---|---|----|----|----|----|----|----|-----|----|------|-------------------------------|-------|---|---|----|----|----|----|----|----|-----|----|------|----|--|--|--|--|--|--|--|--|--|--|--|--|----|--|--|--|--|--|--|--|--|--|--|--|--|
| 776 | | | | | | | | | | | | | PAT RAPP | | | | | | | | | | | | | P | | | | | | | | | | | | | | | | | | | | | | | | | |
| HT: 6'3" WT: 195 THROWS: RIGHT BATS: RIGHT | | | | | | | | | | | | | BORN: 7-13-1967, Jennings, LA | | | | | | | | | | | | | | | | | | | | | | | | | | | | | | | | | | | | | | |
| 1997 SAN FRANCISCO GIANTS PITCHING RECORD | | | | | | | | | | | | | | | | | | | | | | | | | | | | | | | | | | | | | | | | | | | | | | | | | | | |
| G | IP | W | L | R | ER | SO | BB | GS | CG | SHO | SV | ERA | G | IP | W | L | R | ER | SO | BB | GS | CG | SHO | SV | ERA | | | | | | | | | | | | | | | | | | | | | | | | | | |
| 27 | 141.2 | 5 | 8 | 83 | 76 | 92 | 72 | 25 | 1 | 1 | 0 | 4.83 | 27 | 141.2 | 5 | 8 | 83 | 76 | 92 | 72 | 25 | 1 | 1 | 0 | 4.83 | | | | | | | | | | | | | | | | | | | | | | | | | | |
| CARDBOARD BASEBALL RATINGS | | | | | | | | | | | | | | | | | | | | | | | | | | | | | | | | | | | | | | | | | | | | | | | | | | | |
| ERA | | | | | | | | | | | | | W | | | | | | | | | | | | | BB | | | | | | | | | | | | | K | | | | | | | | | | | | |
| 48 | | | | | | | | | | | | | 5 | | | | | | | | | | | | | 72 | | | | | | | | | | | | | 92 | | | | | | | | | | | | |

| | | | | | | | | | | | | | | | | | | | | | | | | | | | | | | | | | | | | | | | | | | | | | | | | | | | |
|--|-------|----|---|----|----|-----|----|----|----|-----|----|------|---------------------------------|------|---|---|----|----|----|----|----|----|-----|----|------|----|----|---|---|---|----|----|----|----|----|-----|----|-----|-----|--|--|--|--|--|--|--|--|--|--|--|--|
| 777 | | | | | | | | | | | | | RICK REED | | | | | | | | | | | | | P | | | | | | | | | | | | | | | | | | | | | | | | | |
| HT: 6'0" WT: 195 THROWS: RIGHT BATS: RIGHT | | | | | | | | | | | | | BORN: 8-16-1964, Huntington, WV | | | | | | | | | | | | | | | | | | | | | | | | | | | | | | | | | | | | | | |
| 1997 NEW YORK METS PITCHING RECORD | | | | | | | | | | | | | | | | | | | | | | | | | | | | | | | | | | | | | | | | | | | | | | | | | | | |
| G | IP | W | L | R | ER | SO | BB | GS | CG | SHO | SV | ERA | G | IP | W | L | R | ER | SO | BB | GS | CG | SHO | SV | ERA | G | IP | W | L | R | ER | SO | BB | GS | CG | SHO | SV | ERA | | | | | | | | | | | | | |
| 33 | 208.1 | 13 | 9 | 76 | 67 | 113 | 31 | 31 | 2 | 0 | 0 | 2.89 | 37 | 77.1 | 3 | 4 | 52 | 50 | 43 | 25 | 6 | 0 | 0 | 0 | 5.82 | | | | | | | | | | | | | | | | | | | | | | | | | | |
| CARDBOARD BASEBALL RATINGS | | | | | | | | | | | | | | | | | | | | | | | | | | | | | | | | | | | | | | | | | | | | | | | | | | | |
| ERA | | | | | | | | | | | | | W | | | | | | | | | | | | | BB | | | | | | | | | | | | | K | | | | | | | | | | | | |
| 28 | | | | | | | | | | | | | 13 | | | | | | | | | | | | | 31 | | | | | | | | | | | | | 113 | | | | | | | | | | | | |

| | | | | | | | | | | | | | | | | | | | | | | | | | | | | | | | | | | | | | | | | | | | | | | | | | | | |
|---|------|---|---|----|----|----|----|----|----|-----|----|------|---------------------------|----|---|---|---|----|----|----|----|----|-----|----|-----|----|----|---|---|---|----|----|----|----|----|-----|----|-----|----|--|--|--|--|--|--|--|--|--|--|--|--|
| 781 | | | | | | | | | | | | | CARLOS REYES | | | | | | | | | | | | | P | | | | | | | | | | | | | | | | | | | | | | | | | |
| HT: 6'1" WT: 190 THROWS: RIGHT BATS: BOTH | | | | | | | | | | | | | BORN: 4-4-1969, Miami, FL | | | | | | | | | | | | | | | | | | | | | | | | | | | | | | | | | | | | | | |
| 1997 OAKLAND ATHLETICS PITCHING RECORD | | | | | | | | | | | | | | | | | | | | | | | | | | | | | | | | | | | | | | | | | | | | | | | | | | | |
| G | IP | W | L | R | ER | SO | BB | GS | CG | SHO | SV | ERA | G | IP | W | L | R | ER | SO | BB | GS | CG | SHO | SV | ERA | G | IP | W | L | R | ER | SO | BB | GS | CG | SHO | SV | ERA | | | | | | | | | | | | | |
| 37 | 77.1 | 3 | 4 | 52 | 50 | 43 | 25 | 6 | 0 | 0 | 0 | 5.82 | | | | | | | | | | | | | | | | | | | | | | | | | | | | | | | | | | | | | | | |
| CARDBOARD BASEBALL RATINGS | | | | | | | | | | | | | | | | | | | | | | | | | | | | | | | | | | | | | | | | | | | | | | | | | | | |
| ERA | | | | | | | | | | | | | W | | | | | | | | | | | | | BB | | | | | | | | | | | | | K | | | | | | | | | | | | |
| 58 | | | | | | | | | | | | | 3 | | | | | | | | | | | | | 25 | | | | | | | | | | | | | 43 | | | | | | | | | | | | |

| | | | | | | | | | | | | | | | | | | | | | | | | | | | | | | | | | | | | | | | | | | | | | | | | | | | |
|--|------|---|---|----|----|----|----|----|----|-----|----|------|----------------------------------|------|---|---|----|----|----|----|----|----|-----|----|------|----|----|---|---|---|----|----|----|----|----|-----|----|-----|----|--|--|--|--|--|--|--|--|--|--|--|--|
| 778 | | | | | | | | | | | | | STEVE REED | | | | | | | | | | | | | P | | | | | | | | | | | | | | | | | | | | | | | | | |
| HT: 6'2" WT: 200 THROWS: RIGHT BATS: RIGHT | | | | | | | | | | | | | BORN: 3-11-1965, Los Angeles, CA | | | | | | | | | | | | | | | | | | | | | | | | | | | | | | | | | | | | | | |
| 1997 COLORADO ROCKIES PITCHING RECORD | | | | | | | | | | | | | | | | | | | | | | | | | | | | | | | | | | | | | | | | | | | | | | | | | | | |
| G | IP | W | L | R | ER | SO | BB | GS | CG | SHO | SV | ERA | G | IP | W | L | R | ER | SO | BB | GS | CG | SHO | SV | ERA | G | IP | W | L | R | ER | SO | BB | GS | CG | SHO | SV | ERA | | | | | | | | | | | | | |
| 63 | 62.1 | 4 | 6 | 28 | 28 | 43 | 27 | 0 | 0 | 0 | 6 | 4.04 | 14 | 47.1 | 2 | 3 | 21 | 20 | 36 | 18 | 5 | 0 | 0 | 0 | 3.83 | | | | | | | | | | | | | | | | | | | | | | | | | | |
| CARDBOARD BASEBALL RATINGS | | | | | | | | | | | | | | | | | | | | | | | | | | | | | | | | | | | | | | | | | | | | | | | | | | | |
| ERA | | | | | | | | | | | | | W | | | | | | | | | | | | | BB | | | | | | | | | | | | | K | | | | | | | | | | | | |
| 40 | | | | | | | | | | | | | 4 | | | | | | | | | | | | | 27 | | | | | | | | | | | | | 43 | | | | | | | | | | | | |

| | | | | | | | | | | | | | | | | | | | | | | | | | | | | | | | | | | | | | | | | | | | | | | | | | | | |
|---|------|---|---|----|----|----|----|----|----|-----|----|------|--|----|---|---|---|----|----|----|----|----|-----|----|-----|----|----|---|---|---|----|----|----|----|----|-----|----|-----|----|--|--|--|--|--|--|--|--|--|--|--|--|
| 782 | | | | | | | | | | | | | DENNY REYES | | | | | | | | | | | | | P | | | | | | | | | | | | | | | | | | | | | | | | | |
| HT: 6'3" WT: 250 THROWS: LEFT BATS: RIGHT | | | | | | | | | | | | | BORN: 4-19-1977, Higuera De Zaragoza, 25, Mexico | | | | | | | | | | | | | | | | | | | | | | | | | | | | | | | | | | | | | | |
| 1997 LOS ANGELES DODGERS PITCHING RECORD | | | | | | | | | | | | | | | | | | | | | | | | | | | | | | | | | | | | | | | | | | | | | | | | | | | |
| G | IP | W | L | R | ER | SO | BB | GS | CG | SHO | SV | ERA | G | IP | W | L | R | ER | SO | BB | GS | CG | SHO | SV | ERA | G | IP | W | L | R | ER | SO | BB | GS | CG | SHO | SV | ERA | | | | | | | | | | | | | |
| 14 | 47.1 | 2 | 3 | 21 | 20 | 36 | 18 | 5 | 0 | 0 | 0 | 3.83 | | | | | | | | | | | | | | | | | | | | | | | | | | | | | | | | | | | | | | | |
| CARDBOARD BASEBALL RATINGS | | | | | | | | | | | | | | | | | | | | | | | | | | | | | | | | | | | | | | | | | | | | | | | | | | | |
| ERA | | | | | | | | | | | | | W | | | | | | | | | | | | | BB | | | | | | | | | | | | | K | | | | | | | | | | | | |
| 38 | | | | | | | | | | | | | 2 | | | | | | | | | | | | | 18 | | | | | | | | | | | | | 36 | | | | | | | | | | | | |

| | | | | | | | | | | | | | | | | | | | | | | | | | | | | | | | | | | | | | | | | | | | | | | | | | | | |
|--|-------|---|---|----|----|-----|----|----|----|-----|----|------|---------------------------------|------|---|---|----|----|----|----|----|----|-----|----|------|----|----|---|---|---|----|----|----|----|----|-----|----|-----|-----|--|--|--|--|--|--|--|--|--|--|--|--|
| 779 | | | | | | | | | | | | | MIKE REMLINGER | | | | | | | | | | | | | P | | | | | | | | | | | | | | | | | | | | | | | | | |
| HT: 6'0" WT: 195 THROWS: LEFT BATS: LEFT | | | | | | | | | | | | | BORN: 3-23-1966, Middletown, NY | | | | | | | | | | | | | | | | | | | | | | | | | | | | | | | | | | | | | | |
| 1997 CINCINNATI REDS PITCHING RECORD | | | | | | | | | | | | | | | | | | | | | | | | | | | | | | | | | | | | | | | | | | | | | | | | | | | |
| G | IP | W | L | R | ER | SO | BB | GS | CG | SHO | SV | ERA | G | IP | W | L | R | ER | SO | BB | GS | CG | SHO | SV | ERA | G | IP | W | L | R | ER | SO | BB | GS | CG | SHO | SV | ERA | | | | | | | | | | | | | |
| 69 | 124.1 | 8 | 8 | 61 | 57 | 145 | 60 | 12 | 2 | 0 | 2 | 4.14 | 16 | 91.1 | 6 | 3 | 47 | 46 | 47 | 29 | 16 | 1 | 1 | 0 | 4.53 | | | | | | | | | | | | | | | | | | | | | | | | | | |
| CARDBOARD BASEBALL RATINGS | | | | | | | | | | | | | | | | | | | | | | | | | | | | | | | | | | | | | | | | | | | | | | | | | | | |
| ERA | | | | | | | | | | | | | W | | | | | | | | | | | | | BB | | | | | | | | | | | | | K | | | | | | | | | | | | |
| 41 | | | | | | | | | | | | | 8 | | | | | | | | | | | | | 60 | | | | | | | | | | | | | 145 | | | | | | | | | | | | |

| | | | | | | | | | | | | | | | | | | | | | | | | | | | | | | | | | | | | | | | | | | | | | | | | | | | |
|--|------|---|---|----|----|----|----|----|----|-----|----|------|---|----|---|---|---|----|----|----|----|----|-----|----|-----|----|----|---|---|---|----|----|----|----|----|-----|----|-----|----|--|--|--|--|--|--|--|--|--|--|--|--|
| 783 | | | | | | | | | | | | | ARMANDO REYNOSO | | | | | | | | | | | | | P | | | | | | | | | | | | | | | | | | | | | | | | | |
| HT: 6'0" WT: 186 THROWS: RIGHT BATS: RIGHT | | | | | | | | | | | | | BORN: 5-1-1966, San Luis Potosi, 24, Mexico | | | | | | | | | | | | | | | | | | | | | | | | | | | | | | | | | | | | | | |
| 1997 NEW YORK METS PITCHING RECORD | | | | | | | | | | | | | | | | | | | | | | | | | | | | | | | | | | | | | | | | | | | | | | | | | | | |
| G | IP | W | L | R | ER | SO | BB | GS | CG | SHO | SV | ERA | G | IP | W | L | R | ER | SO | BB | GS | CG | SHO | SV | ERA | G | IP | W | L | R | ER | SO | BB | GS | CG | SHO | SV | ERA | | | | | | | | | | | | | |
| 16 | 91.1 | 6 | 3 | 47 | 46 | 47 | 29 | 16 | 1 | 1 | 0 | 4.53 | | | | | | | | | | | | | | | | | | | | | | | | | | | | | | | | | | | | | | | |
| CARDBOARD BASEBALL RATINGS | | | | | | | | | | | | | | | | | | | | | | | | | | | | | | | | | | | | | | | | | | | | | | | | | | | |
| ERA | | | | | | | | | | | | | W | | | | | | | | | | | | | BB | | | | | | | | | | | | | K | | | | | | | | | | | | |
| 45 | | | | | | | | | | | | | 6 | | | | | | | | | | | | | 29 | | | | | | | | | | | | | 47 | | | | | | | | | | | | |

| | | | | | | | | | | | | | | | | | | | | | | | | | | | | | | | | | | | | | | | | | | | | | | | | | | | |
|--|------|---|---|----|----|----|----|----|----|-----|----|------|--------------------------------------|-------|---|----|----|----|-----|----|----|----|-----|----|------|----|----|---|---|---|----|----|----|----|----|-----|----|-----|----|--|--|--|--|--|--|--|--|--|--|--|--|
| 780 | | | | | | | | | | | | | AL REYES | | | | | | | | | | | | | P | | | | | | | | | | | | | | | | | | | | | | | | | |
| HT: 6'1" WT: 230 THROWS: RIGHT BATS: RIGHT | | | | | | | | | | | | | BORN: 4-10-1971, San Cristobal, D.R. | | | | | | | | | | | | | | | | | | | | | | | | | | | | | | | | | | | | | | |
| 1997 MILWAUKEE BREWERS PITCHING RECORD | | | | | | | | | | | | | | | | | | | | | | | | | | | | | | | | | | | | | | | | | | | | | | | | | | | |
| G | IP | W | L | R | ER | SO | BB | GS | CG | SHO | SV | ERA | G | IP | W | L | R | ER | SO | BB | GS | CG | SHO | SV | ERA | G | IP | W | L | R | ER | SO | BB | GS | CG | SHO | SV | ERA | | | | | | | | | | | | | |
| 19 | 29.2 | 1 | 2 | 19 | 18 | 28 | 9 | 0 | 0 | 0 | 1 | 5.46 | 30 | 181.1 | 9 | 10 | 92 | 85 | 152 | 47 | 30 | 2 | 0 | 0 | 4.23 | | | | | | | | | | | | | | | | | | | | | | | | | | |
| CARDBOARD BASEBALL RATINGS | | | | | | | | | | | | | | | | | | | | | | | | | | | | | | | | | | | | | | | | | | | | | | | | | | | |
| ERA | | | | | | | | | | | | | W | | | | | | | | | | | | | BB | | | | | | | | | | | | | K | | | | | | | | | | | | |
| 54 | | | | | | | | | | | | | 1 | | | | | | | | | | | | | 9 | | | | | | | | | | | | | 28 | | | | | | | | | | | | |

| | | | | | | | | | | | | | | | | | | | | | | | | | | | | | | | | | | | | | | | | | | | | | | | | | | | |
|--|-------|---|----|----|----|-----|----|----|----|-----|----|------|------------------------------|----|---|---|---|----|----|----|----|----|-----|----|-----|----|----|---|---|---|----|----|----|----|----|-----|----|-----|-----|--|--|--|--|--|--|--|--|--|--|--|--|
| 784 | | | | | | | | | | | | | SHANE REYNOLDS | | | | | | | | | | | | | P | | | | | | | | | | | | | | | | | | | | | | | | | |
| HT: 6'3" WT: 210 THROWS: RIGHT BATS: RIGHT | | | | | | | | | | | | | BORN: 3-26-1968, Bastrop, LA | | | | | | | | | | | | | | | | | | | | | | | | | | | | | | | | | | | | | | |
| 1997 HOUSTON ASTROS PITCHING RECORD | | | | | | | | | | | | | | | | | | | | | | | | | | | | | | | | | | | | | | | | | | | | | | | | | | | |
| G | IP | W | L | R | ER | SO | BB | GS | CG | SHO | SV | ERA | G | IP | W | L | R | ER | SO | BB | GS | CG | SHO | SV | ERA | G | IP | W | L | R | ER | SO | BB | GS | CG | SHO | SV | ERA | | | | | | | | | | | | | |
| 30 | 181.1 | 9 | 10 | 92 | 85 | 152 | 47 | 30 | 2 | 0 | 0 | 4.23 | | | | | | | | | | | | | | | | | | | | | | | | | | | | | | | | | | | | | | | |
| CARDBOARD BASEBALL RATINGS | | | | | | | | | | | | | | | | | | | | | | | | | | | | | | | | | | | | | | | | | | | | | | | | | | | |
| ERA | | | | | | | | | | | | | W | | | | | | | | | | | | | BB | | | | | | | | | | | | | K | | | | | | | | | | | | |
| 42 | | | | | | | | | | | | | 9 | | | | | | | | | | | | | 47 | | | | | | | | | | | | | 152 | | | | | | | | | | | | |

| | | | | | | | | | | | | | | | | | | | | | | | | | | | | | | | | | | | | | | | | | | | | | | | | | | | |
|--|------|----|---|----|----|-----|----|----|----|-----|----|------|----------------------------|-------|---|---|----|----|----|----|----|----|-----|----|------|----|------|----|---|----|----|-----|----|----|----|-----|----|------|-----|--|--|--|--|--|--|--|--|--|--|--|--|
| 785 | | | | | | | | | | | | | ARTHUR RHODES | | | | | | | | | | | | | P | | | | | | | | | | | | | | | | | | | | | | | | | |
| HT: 6'2" WT: 220 THROWS: LEFT BATS: LEFT | | | | | | | | | | | | | BORN: 10-24-1969, Waco, TX | | | | | | | | | | | | | | | | | | | | | | | | | | | | | | | | | | | | | | |
| 1997 BALTIMORE ORIOLES PITCHING RECORD | | | | | | | | | | | | | | | | | | | | | | | | | | | | | | | | | | | | | | | | | | | | | | | | | | | |
| G | IP | W | L | R | ER | SO | BB | GS | CG | SHO | SV | ERA | G | IP | W | L | R | ER | SO | BB | GS | CG | SHO | SV | ERA | G | IP | W | L | R | ER | SO | BB | GS | CG | SHO | SV | ERA | | | | | | | | | | | | | |
| 53 | 95.1 | 10 | 3 | 32 | 32 | 102 | 26 | 0 | 0 | 0 | 1 | 3.02 | 18 | 107.1 | 6 | 8 | 72 | 70 | 56 | 46 | 18 | 1 | 0 | 0 | 5.87 | 53 | 95.1 | 10 | 3 | 32 | 32 | 102 | 26 | 0 | 0 | 0 | 1 | 3.02 | | | | | | | | | | | | | |
| CARDBOARD BASEBALL RATINGS | | | | | | | | | | | | | | | | | | | | | | | | | | | | | | | | | | | | | | | | | | | | | | | | | | | |
| ERA | | | | | | | | | | | | | W | | | | | | | | | | | | | BB | | | | | | | | | | | | | K | | | | | | | | | | | | |
| 30 | | | | | | | | | | | | | 10 | | | | | | | | | | | | | 26 | | | | | | | | | | | | | 102 | | | | | | | | | | | | |

| | | | | | | | | | | | | | | | | | | | | | | | | | | | | | | | | | | | | | | | | | | | | | | | | | | | |
|--|-------|---|---|----|----|----|----|----|----|-----|----|------|-------------------------------|------|----|---|----|----|-----|----|----|----|-----|----|------|----|-------|---|---|----|----|----|----|----|----|-----|----|------|----|--|--|--|--|--|--|--|--|--|--|--|--|
| 789 | | | | | | | | | | | | | KEVIN RITZ | | | | | | | | | | | | | P | | | | | | | | | | | | | | | | | | | | | | | | | |
| HT: 6'4" WT: 195 THROWS: RIGHT BATS: RIGHT | | | | | | | | | | | | | BORN: 6-8-1965, Eatontown, NJ | | | | | | | | | | | | | | | | | | | | | | | | | | | | | | | | | | | | | | |
| 1997 COLORADO ROCKIES PITCHING RECORD | | | | | | | | | | | | | | | | | | | | | | | | | | | | | | | | | | | | | | | | | | | | | | | | | | | |
| G | IP | W | L | R | ER | SO | BB | GS | CG | SHO | SV | ERA | G | IP | W | L | R | ER | SO | BB | GS | CG | SHO | SV | ERA | G | IP | W | L | R | ER | SO | BB | GS | CG | SHO | SV | ERA | | | | | | | | | | | | | |
| 18 | 107.1 | 6 | 8 | 72 | 70 | 56 | 46 | 18 | 1 | 0 | 0 | 5.87 | 53 | 95.1 | 10 | 3 | 32 | 32 | 102 | 26 | 0 | 0 | 0 | 1 | 3.02 | 18 | 107.1 | 6 | 8 | 72 | 70 | 56 | 46 | 18 | 1 | 0 | 0 | 5.87 | | | | | | | | | | | | | |
| CARDBOARD BASEBALL RATINGS | | | | | | | | | | | | | | | | | | | | | | | | | | | | | | | | | | | | | | | | | | | | | | | | | | | |
| ERA | | | | | | | | | | | | | W | | | | | | | | | | | | | BB | | | | | | | | | | | | | K | | | | | | | | | | | | |
| 58 | | | | | | | | | | | | | 6 | | | | | | | | | | | | | 46 | | | | | | | | | | | | | 56 | | | | | | | | | | | | |

| | | | | | | | | | | | | | | | | | | | | | | | | | | | | | | | | | | | | | | | | | | | | | | | | | | | |
|--|------|---|---|----|----|----|----|----|----|-----|----|------|--------------------------------|------|---|---|----|----|----|----|----|----|-----|----|------|----|------|---|---|----|----|----|----|----|----|-----|----|------|----|--|--|--|--|--|--|--|--|--|--|--|--|
| 786 | | | | | | | | | | | | | BRAD RIGBY | | | | | | | | | | | | | P | | | | | | | | | | | | | | | | | | | | | | | | | |
| HT: 6'6" WT: 203 THROWS: RIGHT BATS: RIGHT | | | | | | | | | | | | | BORN: 5-14-1973, Milwaukee, WI | | | | | | | | | | | | | | | | | | | | | | | | | | | | | | | | | | | | | | |
| 1997 OAKLAND ATHLETICS PITCHING RECORD | | | | | | | | | | | | | | | | | | | | | | | | | | | | | | | | | | | | | | | | | | | | | | | | | | | |
| G | IP | W | L | R | ER | SO | BB | GS | CG | SHO | SV | ERA | G | IP | W | L | R | ER | SO | BB | GS | CG | SHO | SV | ERA | G | IP | W | L | R | ER | SO | BB | GS | CG | SHO | SV | ERA | | | | | | | | | | | | | |
| 14 | 77.2 | 1 | 7 | 44 | 42 | 34 | 22 | 14 | 0 | 0 | 0 | 4.87 | 66 | 71.2 | 6 | 4 | 17 | 15 | 68 | 20 | 0 | 0 | 0 | 43 | 1.88 | 14 | 77.2 | 1 | 7 | 44 | 42 | 34 | 22 | 14 | 0 | 0 | 0 | 4.87 | | | | | | | | | | | | | |
| CARDBOARD BASEBALL RATINGS | | | | | | | | | | | | | | | | | | | | | | | | | | | | | | | | | | | | | | | | | | | | | | | | | | | |
| ERA | | | | | | | | | | | | | W | | | | | | | | | | | | | BB | | | | | | | | | | | | | K | | | | | | | | | | | | |
| 48 | | | | | | | | | | | | | 1 | | | | | | | | | | | | | 22 | | | | | | | | | | | | | 34 | | | | | | | | | | | | |

| | | | | | | | | | | | | | | | | | | | | | | | | | | | | | | | | | | | | | | | | | | | | | | | | | | | |
|--|------|---|---|----|----|----|----|----|----|-----|----|------|---------------------------------------|------|---|---|----|----|----|----|----|----|-----|----|------|----|------|---|---|----|----|----|----|----|----|-----|----|------|----|--|--|--|--|--|--|--|--|--|--|--|--|
| 790 | | | | | | | | | | | | | MARIANO RIVERA | | | | | | | | | | | | | P | | | | | | | | | | | | | | | | | | | | | | | | | |
| HT: 6'2" WT: 185 THROWS: RIGHT BATS: RIGHT | | | | | | | | | | | | | BORN: 11-29-1969, Panama City, Panama | | | | | | | | | | | | | | | | | | | | | | | | | | | | | | | | | | | | | | |
| 1997 NEW YORK YANKEES PITCHING RECORD | | | | | | | | | | | | | | | | | | | | | | | | | | | | | | | | | | | | | | | | | | | | | | | | | | | |
| G | IP | W | L | R | ER | SO | BB | GS | CG | SHO | SV | ERA | G | IP | W | L | R | ER | SO | BB | GS | CG | SHO | SV | ERA | G | IP | W | L | R | ER | SO | BB | GS | CG | SHO | SV | ERA | | | | | | | | | | | | | |
| 66 | 71.2 | 6 | 4 | 17 | 15 | 68 | 20 | 0 | 0 | 0 | 43 | 1.88 | 66 | 71.2 | 6 | 4 | 17 | 15 | 68 | 20 | 0 | 0 | 0 | 43 | 1.88 | 66 | 71.2 | 6 | 4 | 17 | 15 | 68 | 20 | 0 | 0 | 0 | 43 | 1.88 | | | | | | | | | | | | | |
| CARDBOARD BASEBALL RATINGS | | | | | | | | | | | | | | | | | | | | | | | | | | | | | | | | | | | | | | | | | | | | | | | | | | | |
| ERA | | | | | | | | | | | | | W | | | | | | | | | | | | | BB | | | | | | | | | | | | | K | | | | | | | | | | | | |
| 18 | | | | | | | | | | | | | 6 | | | | | | | | | | | | | 20 | | | | | | | | | | | | | 68 | | | | | | | | | | | | |

| | | | | | | | | | | | | | | | | | | | | | | | | | | | | | | | | | | | | | | | | | | | | | | | | | | | |
|---|------|---|---|----|----|----|----|----|----|-----|----|------|---|------|---|---|----|----|----|----|----|----|-----|----|------|----|------|---|---|----|----|----|----|----|----|-----|----|------|----|--|--|--|--|--|--|--|--|--|--|--|--|
| 787 | | | | | | | | | | | | | RICARDO RINCON | | | | | | | | | | | | | P | | | | | | | | | | | | | | | | | | | | | | | | | |
| HT: 5'10" WT: 190 THROWS: LEFT BATS: LEFT | | | | | | | | | | | | | BORN: 4-13-1970, Cuitlahuac, 30, Mexico | | | | | | | | | | | | | | | | | | | | | | | | | | | | | | | | | | | | | | |
| 1997 PITTSBURGH PIRATES PITCHING RECORD | | | | | | | | | | | | | | | | | | | | | | | | | | | | | | | | | | | | | | | | | | | | | | | | | | | |
| G | IP | W | L | R | ER | SO | BB | GS | CG | SHO | SV | ERA | G | IP | W | L | R | ER | SO | BB | GS | CG | SHO | SV | ERA | G | IP | W | L | R | ER | SO | BB | GS | CG | SHO | SV | ERA | | | | | | | | | | | | | |
| 62 | 60.1 | 4 | 8 | 26 | 23 | 71 | 24 | 0 | 0 | 0 | 4 | 3.45 | 28 | 65.2 | 2 | 5 | 40 | 38 | 34 | 20 | 3 | 0 | 0 | 0 | 5.21 | 62 | 60.1 | 4 | 8 | 26 | 23 | 71 | 24 | 0 | 0 | 0 | 4 | 3.45 | | | | | | | | | | | | | |
| CARDBOARD BASEBALL RATINGS | | | | | | | | | | | | | | | | | | | | | | | | | | | | | | | | | | | | | | | | | | | | | | | | | | | |
| ERA | | | | | | | | | | | | | W | | | | | | | | | | | | | BB | | | | | | | | | | | | | K | | | | | | | | | | | | |
| 34 | | | | | | | | | | | | | 4 | | | | | | | | | | | | | 24 | | | | | | | | | | | | | 71 | | | | | | | | | | | | |

| | | | | | | | | | | | | | | | | | | | | | | | | | | | | | | | | | | | | | | | | | | | | | | | | | | | |
|--|------|---|---|----|----|----|----|----|----|-----|----|------|----------------------------------|------|---|---|----|----|----|----|----|----|-----|----|------|----|------|---|---|----|----|----|----|----|----|-----|----|------|----|--|--|--|--|--|--|--|--|--|--|--|--|
| 791 | | | | | | | | | | | | | JOE ROA | | | | | | | | | | | | | P | | | | | | | | | | | | | | | | | | | | | | | | | |
| HT: 6'1" WT: 195 THROWS: RIGHT BATS: RIGHT | | | | | | | | | | | | | BORN: 10-11-1971, Southfield, MI | | | | | | | | | | | | | | | | | | | | | | | | | | | | | | | | | | | | | | |
| 1997 SAN FRANCISCO GIANTS PITCHING RECORD | | | | | | | | | | | | | | | | | | | | | | | | | | | | | | | | | | | | | | | | | | | | | | | | | | | |
| G | IP | W | L | R | ER | SO | BB | GS | CG | SHO | SV | ERA | G | IP | W | L | R | ER | SO | BB | GS | CG | SHO | SV | ERA | G | IP | W | L | R | ER | SO | BB | GS | CG | SHO | SV | ERA | | | | | | | | | | | | | |
| 28 | 65.2 | 2 | 5 | 40 | 38 | 34 | 20 | 3 | 0 | 0 | 0 | 5.21 | 28 | 65.2 | 2 | 5 | 40 | 38 | 34 | 20 | 3 | 0 | 0 | 0 | 5.21 | 28 | 65.2 | 2 | 5 | 40 | 38 | 34 | 20 | 3 | 0 | 0 | 0 | 5.21 | | | | | | | | | | | | | |
| CARDBOARD BASEBALL RATINGS | | | | | | | | | | | | | | | | | | | | | | | | | | | | | | | | | | | | | | | | | | | | | | | | | | | |
| ERA | | | | | | | | | | | | | W | | | | | | | | | | | | | BB | | | | | | | | | | | | | K | | | | | | | | | | | | |
| 52 | | | | | | | | | | | | | 2 | | | | | | | | | | | | | 20 | | | | | | | | | | | | | 34 | | | | | | | | | | | | |

| | | | | | | | | | | | | | | | | | | | | | | | | | | | | | | | | | | | | | | | | | | | | | | | | | | | |
|--|------|---|---|----|----|----|----|----|----|-----|----|------|---------------------------------|-------|---|----|-----|----|----|----|----|----|-----|----|------|----|------|---|---|----|----|----|----|----|----|-----|----|------|----|--|--|--|--|--|--|--|--|--|--|--|--|
| 788 | | | | | | | | | | | | | TODD RITCHIE | | | | | | | | | | | | | P | | | | | | | | | | | | | | | | | | | | | | | | | |
| HT: 6'3" WT: 205 THROWS: RIGHT BATS: RIGHT | | | | | | | | | | | | | BORN: 11-7-1971, Portsmouth, VA | | | | | | | | | | | | | | | | | | | | | | | | | | | | | | | | | | | | | | |
| 1997 MINNESOTA TWINS PITCHING RECORD | | | | | | | | | | | | | | | | | | | | | | | | | | | | | | | | | | | | | | | | | | | | | | | | | | | |
| G | IP | W | L | R | ER | SO | BB | GS | CG | SHO | SV | ERA | G | IP | W | L | R | ER | SO | BB | GS | CG | SHO | SV | ERA | G | IP | W | L | R | ER | SO | BB | GS | CG | SHO | SV | ERA | | | | | | | | | | | | | |
| 42 | 74.2 | 2 | 3 | 41 | 38 | 44 | 28 | 0 | 0 | 0 | 0 | 4.58 | 31 | 147.1 | 8 | 12 | 105 | 93 | 69 | 70 | 26 | 0 | 0 | 0 | 5.69 | 42 | 74.2 | 2 | 3 | 41 | 38 | 44 | 28 | 0 | 0 | 0 | 0 | 4.58 | | | | | | | | | | | | | |
| CARDBOARD BASEBALL RATINGS | | | | | | | | | | | | | | | | | | | | | | | | | | | | | | | | | | | | | | | | | | | | | | | | | | | |
| ERA | | | | | | | | | | | | | W | | | | | | | | | | | | | BB | | | | | | | | | | | | | K | | | | | | | | | | | | |
| 45 | | | | | | | | | | | | | 2 | | | | | | | | | | | | | 28 | | | | | | | | | | | | | 44 | | | | | | | | | | | | |

| | | | | | | | | | | | | | | | | | | | | | | | | | | | | | | | | | | | | | | | | | | | | | | | | | | | |
|--|-------|---|----|-----|----|----|----|----|----|-----|----|------|----------------------------------|-------|---|----|-----|----|----|----|----|----|-----|----|------|----|-------|---|----|-----|----|----|----|----|----|-----|----|------|----|--|--|--|--|--|--|--|--|--|--|--|--|
| 792 | | | | | | | | | | | | | RICH ROBERTSON | | | | | | | | | | | | | P | | | | | | | | | | | | | | | | | | | | | | | | | |
| HT: 6'4" WT: 175 THROWS: LEFT BATS: LEFT | | | | | | | | | | | | | BORN: 9-15-1968, Nacogdoches, TX | | | | | | | | | | | | | | | | | | | | | | | | | | | | | | | | | | | | | | |
| 1997 MINNESOTA TWINS PITCHING RECORD | | | | | | | | | | | | | | | | | | | | | | | | | | | | | | | | | | | | | | | | | | | | | | | | | | | |
| G | IP | W | L | R | ER | SO | BB | GS | CG | SHO | SV | ERA | G | IP | W | L | R | ER | SO | BB | GS | CG | SHO | SV | ERA | G | IP | W | L | R | ER | SO | BB | GS | CG | SHO | SV | ERA | | | | | | | | | | | | | |
| 31 | 147.1 | 8 | 12 | 105 | 93 | 69 | 70 | 26 | 0 | 0 | 0 | 5.69 | 31 | 147.1 | 8 | 12 | 105 | 93 | 69 | 70 | 26 | 0 | 0 | 0 | 5.69 | 31 | 147.1 | 8 | 12 | 105 | 93 | 69 | 70 | 26 | 0 | 0 | 0 | 5.69 | | | | | | | | | | | | | |
| CARDBOARD BASEBALL RATINGS | | | | | | | | | | | | | | | | | | | | | | | | | | | | | | | | | | | | | | | | | | | | | | | | | | | |
| ERA | | | | | | | | | | | | | W | | | | | | | | | | | | | BB | | | | | | | | | | | | | K | | | | | | | | | | | | |
| 56 | | | | | | | | | | | | | 8 | | | | | | | | | | | | | 70 | | | | | | | | | | | | | 69 | | | | | | | | | | | | |

| | | | | | | | | | | | | | | | | | | | | | | | | | | | | | | | | | | | | | | | | | | | | | | | | | | | |
|--|------|---|---|----|----|----|----|----|----|-----|----|------|------------------------------------|-------|---|---|-----|----|----|----|----|----|-----|----|------|----|--|--|--|--|--|--|--|--|--|--|--|--|----|--|--|--|--|--|--|--|--|--|--|--|--|
| 793 | | | | | | | | | | | | | FELIX RODRIGUEZ | | | | | | | | | | | | | P | | | | | | | | | | | | | | | | | | | | | | | | | |
| HT: 6'1" WT: 170 THROWS: RIGHT BATS: RIGHT | | | | | | | | | | | | | BORN: 9-9-1972, Monte Cristi, D.R. | | | | | | | | | | | | | | | | | | | | | | | | | | | | | | | | | | | | | | |
| 1997 CINCINNATI REDS PITCHING RECORD | | | | | | | | | | | | | | | | | | | | | | | | | | | | | | | | | | | | | | | | | | | | | | | | | | | |
| G | IP | W | L | R | ER | SO | BB | GS | CG | SHO | SV | ERA | G | IP | W | L | R | ER | SO | BB | GS | CG | SHO | SV | ERA | | | | | | | | | | | | | | | | | | | | | | | | | | |
| 26 | 46.1 | 0 | 0 | 23 | 22 | 34 | 28 | 1 | 0 | 0 | 0 | 4.30 | 31 | 145.1 | 6 | 7 | 100 | 91 | 78 | 62 | 22 | 1 | 0 | 0 | 5.65 | | | | | | | | | | | | | | | | | | | | | | | | | | |
| CARDBOARD BASEBALL RATINGS | | | | | | | | | | | | | | | | | | | | | | | | | | | | | | | | | | | | | | | | | | | | | | | | | | | |
| ERA | | | | | | | | | | | | | W | | | | | | | | | | | | | BB | | | | | | | | | | | | | K | | | | | | | | | | | | |
| 43 | | | | | | | | | | | | | 0 | | | | | | | | | | | | | 28 | | | | | | | | | | | | | 34 | | | | | | | | | | | | |

| | | | | | | | | | | | | | | | | | | | | | | | | | | | | | | | | | | | | | | | | | | | | | | | | | | | |
|--|-------|---|---|-----|----|----|----|----|----|-----|----|------|--------------------------------|-------|---|---|-----|----|----|----|----|----|-----|----|------|----|--|--|--|--|--|--|--|--|--|--|--|--|----|--|--|--|--|--|--|--|--|--|--|--|--|
| 797 | | | | | | | | | | | | | KENNY ROGERS | | | | | | | | | | | | | P | | | | | | | | | | | | | | | | | | | | | | | | | |
| HT: 6'1" WT: 200 THROWS: LEFT BATS: LEFT | | | | | | | | | | | | | BORN: 11-10-1964, Savannah, GA | | | | | | | | | | | | | | | | | | | | | | | | | | | | | | | | | | | | | | |
| 1997 NEW YORK YANKEES PITCHING RECORD | | | | | | | | | | | | | | | | | | | | | | | | | | | | | | | | | | | | | | | | | | | | | | | | | | | |
| G | IP | W | L | R | ER | SO | BB | GS | CG | SHO | SV | ERA | G | IP | W | L | R | ER | SO | BB | GS | CG | SHO | SV | ERA | | | | | | | | | | | | | | | | | | | | | | | | | | |
| 31 | 145.1 | 6 | 7 | 100 | 91 | 78 | 62 | 22 | 1 | 0 | 0 | 5.65 | 31 | 145.1 | 6 | 7 | 100 | 91 | 78 | 62 | 22 | 1 | 0 | 0 | 5.65 | | | | | | | | | | | | | | | | | | | | | | | | | | |
| CARDBOARD BASEBALL RATINGS | | | | | | | | | | | | | | | | | | | | | | | | | | | | | | | | | | | | | | | | | | | | | | | | | | | |
| ERA | | | | | | | | | | | | | W | | | | | | | | | | | | | BB | | | | | | | | | | | | | K | | | | | | | | | | | | |
| 56 | | | | | | | | | | | | | 6 | | | | | | | | | | | | | 62 | | | | | | | | | | | | | 78 | | | | | | | | | | | | |

| | | | | | | | | | | | | | | | | | | | | | | | | | | | | | | | | | | | | | | | | | | | | | | | | | | | |
|--|-------|---|---|----|----|----|----|----|----|-----|----|------|--------------------------------|------|---|---|----|----|----|----|----|----|-----|----|------|----|--|--|--|--|--|--|--|--|--|--|--|--|----|--|--|--|--|--|--|--|--|--|--|--|--|
| 794 | | | | | | | | | | | | | FRANK RODRIGUEZ | | | | | | | | | | | | | P | | | | | | | | | | | | | | | | | | | | | | | | | |
| HT: 6'0" WT: 193 THROWS: RIGHT BATS: RIGHT | | | | | | | | | | | | | BORN: 12-11-1972, Brooklyn, NY | | | | | | | | | | | | | | | | | | | | | | | | | | | | | | | | | | | | | | |
| 1997 MINNESOTA TWINS PITCHING RECORD | | | | | | | | | | | | | | | | | | | | | | | | | | | | | | | | | | | | | | | | | | | | | | | | | | | |
| G | IP | W | L | R | ER | SO | BB | GS | CG | SHO | SV | ERA | G | IP | W | L | R | ER | SO | BB | GS | CG | SHO | SV | ERA | | | | | | | | | | | | | | | | | | | | | | | | | | |
| 43 | 142.1 | 3 | 6 | 82 | 73 | 65 | 60 | 15 | 0 | 0 | 0 | 4.62 | 77 | 85.1 | 0 | 6 | 47 | 44 | 93 | 36 | 0 | 0 | 0 | 15 | 4.64 | | | | | | | | | | | | | | | | | | | | | | | | | | |
| CARDBOARD BASEBALL RATINGS | | | | | | | | | | | | | | | | | | | | | | | | | | | | | | | | | | | | | | | | | | | | | | | | | | | |
| ERA | | | | | | | | | | | | | W | | | | | | | | | | | | | BB | | | | | | | | | | | | | K | | | | | | | | | | | | |
| 46 | | | | | | | | | | | | | 3 | | | | | | | | | | | | | 60 | | | | | | | | | | | | | 65 | | | | | | | | | | | | |

| | | | | | | | | | | | | | | | | | | | | | | | | | | | | | | | | | | | | | | | | | | | | | | | | | | | |
|---|------|---|---|----|----|----|----|----|----|-----|----|------|-------------------------------|------|---|---|----|----|----|----|----|----|-----|----|------|----|--|--|--|--|--|--|--|--|--|--|--|--|----|--|--|--|--|--|--|--|--|--|--|--|--|
| 798 | | | | | | | | | | | | | MEL ROJAS | | | | | | | | | | | | | P | | | | | | | | | | | | | | | | | | | | | | | | | |
| HT: 5'11" WT: 175 THROWS: RIGHT BATS: RIGHT | | | | | | | | | | | | | BORN: 12-10-1966, Haina, D.R. | | | | | | | | | | | | | | | | | | | | | | | | | | | | | | | | | | | | | | |
| 1997 NEW YORK METS PITCHING RECORD | | | | | | | | | | | | | | | | | | | | | | | | | | | | | | | | | | | | | | | | | | | | | | | | | | | |
| G | IP | W | L | R | ER | SO | BB | GS | CG | SHO | SV | ERA | G | IP | W | L | R | ER | SO | BB | GS | CG | SHO | SV | ERA | | | | | | | | | | | | | | | | | | | | | | | | | | |
| 77 | 85.1 | 0 | 6 | 47 | 44 | 93 | 36 | 0 | 0 | 0 | 15 | 4.64 | 77 | 85.1 | 0 | 6 | 47 | 44 | 93 | 36 | 0 | 0 | 0 | 15 | 4.64 | | | | | | | | | | | | | | | | | | | | | | | | | | |
| CARDBOARD BASEBALL RATINGS | | | | | | | | | | | | | | | | | | | | | | | | | | | | | | | | | | | | | | | | | | | | | | | | | | | |
| ERA | | | | | | | | | | | | | W | | | | | | | | | | | | | BB | | | | | | | | | | | | | K | | | | | | | | | | | | |
| 46 | | | | | | | | | | | | | 0 | | | | | | | | | | | | | 36 | | | | | | | | | | | | | 93 | | | | | | | | | | | | |

| | | | | | | | | | | | | | | | | | | | | | | | | | | | | | | | | | | | | | | | | | | | | | | | | | | | |
|--|------|---|---|----|----|----|----|----|----|-----|----|------|--|-------|---|----|-----|-----|-----|----|----|----|-----|----|------|----|--|--|--|--|--|--|--|--|--|--|--|--|----|--|--|--|--|--|--|--|--|--|--|--|--|
| 795 | | | | | | | | | | | | | NERIO RODRIGUEZ | | | | | | | | | | | | | P | | | | | | | | | | | | | | | | | | | | | | | | | |
| HT: 6'1" WT: 220 THROWS: RIGHT BATS: RIGHT | | | | | | | | | | | | | BORN: 3-4-1971, San Pedro de Macoris, D.R. | | | | | | | | | | | | | | | | | | | | | | | | | | | | | | | | | | | | | | |
| 1997 BALTIMORE ORIOLES PITCHING RECORD | | | | | | | | | | | | | | | | | | | | | | | | | | | | | | | | | | | | | | | | | | | | | | | | | | | |
| G | IP | W | L | R | ER | SO | BB | GS | CG | SHO | SV | ERA | G | IP | W | L | R | ER | SO | BB | GS | CG | SHO | SV | ERA | | | | | | | | | | | | | | | | | | | | | | | | | | |
| 6 | 22.1 | 2 | 1 | 15 | 12 | 11 | 8 | 2 | 0 | 0 | 0 | 4.91 | 33 | 203.1 | 9 | 12 | 117 | 106 | 129 | 73 | 33 | 2 | 0 | 0 | 4.69 | | | | | | | | | | | | | | | | | | | | | | | | | | |
| CARDBOARD BASEBALL RATINGS | | | | | | | | | | | | | | | | | | | | | | | | | | | | | | | | | | | | | | | | | | | | | | | | | | | |
| ERA | | | | | | | | | | | | | W | | | | | | | | | | | | | BB | | | | | | | | | | | | | K | | | | | | | | | | | | |
| 49 | | | | | | | | | | | | | 2 | | | | | | | | | | | | | 8 | | | | | | | | | | | | | 11 | | | | | | | | | | | | |

| | | | | | | | | | | | | | | | | | | | | | | | | | | | | | | | | | | | | | | | | | | | | | | | | | | | |
|--|-------|---|----|-----|-----|-----|----|----|----|-----|----|------|----------------------------------|-------|---|----|-----|-----|-----|----|----|----|-----|----|------|----|--|--|--|--|--|--|--|--|--|--|--|--|-----|--|--|--|--|--|--|--|--|--|--|--|--|
| 799 | | | | | | | | | | | | | JOSE ROSADO | | | | | | | | | | | | | P | | | | | | | | | | | | | | | | | | | | | | | | | |
| HT: 6'0" WT: 175 THROWS: LEFT BATS: LEFT | | | | | | | | | | | | | BORN: 11-9-1974, Jersey City, NJ | | | | | | | | | | | | | | | | | | | | | | | | | | | | | | | | | | | | | | |
| 1997 KANSAS CITY ROYALS PITCHING RECORD | | | | | | | | | | | | | | | | | | | | | | | | | | | | | | | | | | | | | | | | | | | | | | | | | | | |
| G | IP | W | L | R | ER | SO | BB | GS | CG | SHO | SV | ERA | G | IP | W | L | R | ER | SO | BB | GS | CG | SHO | SV | ERA | | | | | | | | | | | | | | | | | | | | | | | | | | |
| 33 | 203.1 | 9 | 12 | 117 | 106 | 129 | 73 | 33 | 2 | 0 | 0 | 4.69 | 33 | 203.1 | 9 | 12 | 117 | 106 | 129 | 73 | 33 | 2 | 0 | 0 | 4.69 | | | | | | | | | | | | | | | | | | | | | | | | | | |
| CARDBOARD BASEBALL RATINGS | | | | | | | | | | | | | | | | | | | | | | | | | | | | | | | | | | | | | | | | | | | | | | | | | | | |
| ERA | | | | | | | | | | | | | W | | | | | | | | | | | | | BB | | | | | | | | | | | | | K | | | | | | | | | | | | |
| 46 | | | | | | | | | | | | | 9 | | | | | | | | | | | | | 73 | | | | | | | | | | | | | 129 | | | | | | | | | | | | |

| | | | | | | | | | | | | | | | | | | | | | | | | | | | | | | | | | | | | | | | | | | | | | | | | | | | |
|---|------|---|---|----|----|----|----|----|----|-----|----|------|----------------------------|------|---|---|----|----|----|----|----|----|-----|----|------|----|--|--|--|--|--|--|--|--|--|--|--|--|----|--|--|--|--|--|--|--|--|--|--|--|--|
| 796 | | | | | | | | | | | | | RICH RODRIGUEZ | | | | | | | | | | | | | P | | | | | | | | | | | | | | | | | | | | | | | | | |
| HT: 5'10" WT: 185 THROWS: LEFT BATS: LEFT | | | | | | | | | | | | | BORN: 3-1-1963, Downey, CA | | | | | | | | | | | | | | | | | | | | | | | | | | | | | | | | | | | | | | |
| 1997 SAN FRANCISCO GIANTS PITCHING RECORD | | | | | | | | | | | | | | | | | | | | | | | | | | | | | | | | | | | | | | | | | | | | | | | | | | | |
| G | IP | W | L | R | ER | SO | BB | GS | CG | SHO | SV | ERA | G | IP | W | L | R | ER | SO | BB | GS | CG | SHO | SV | ERA | | | | | | | | | | | | | | | | | | | | | | | | | | |
| 71 | 65.1 | 4 | 3 | 24 | 23 | 32 | 21 | 0 | 0 | 0 | 1 | 3.17 | 44 | 62.2 | 3 | 2 | 50 | 44 | 50 | 27 | 0 | 0 | 0 | 0 | 6.32 | | | | | | | | | | | | | | | | | | | | | | | | | | |
| CARDBOARD BASEBALL RATINGS | | | | | | | | | | | | | | | | | | | | | | | | | | | | | | | | | | | | | | | | | | | | | | | | | | | |
| ERA | | | | | | | | | | | | | W | | | | | | | | | | | | | BB | | | | | | | | | | | | | K | | | | | | | | | | | | |
| 31 | | | | | | | | | | | | | 4 | | | | | | | | | | | | | 21 | | | | | | | | | | | | | 32 | | | | | | | | | | | | |

| | | | | | | | | | | | | | | | | | | | | | | | | | | | | | | | | | | | | | | | | | | | | | | | | | | | |
|--|------|---|---|----|----|----|----|----|----|-----|----|------|----------------------------------|------|---|---|----|----|----|----|----|----|-----|----|------|----|--|--|--|--|--|--|--|--|--|--|--|--|----|--|--|--|--|--|--|--|--|--|--|--|--|
| 800 | | | | | | | | | | | | | MATT RUEBEL | | | | | | | | | | | | | P | | | | | | | | | | | | | | | | | | | | | | | | | |
| HT: 6'2" WT: 180 THROWS: LEFT BATS: LEFT | | | | | | | | | | | | | BORN: 10-16-1969, Cincinnati, OH | | | | | | | | | | | | | | | | | | | | | | | | | | | | | | | | | | | | | | |
| 1997 PITTSBURGH PIRATES PITCHING RECORD | | | | | | | | | | | | | | | | | | | | | | | | | | | | | | | | | | | | | | | | | | | | | | | | | | | |
| G | IP | W | L | R | ER | SO | BB | GS | CG | SHO | SV | ERA | G | IP | W | L | R | ER | SO | BB | GS | CG | SHO | SV | ERA | | | | | | | | | | | | | | | | | | | | | | | | | | |
| 44 | 62.2 | 3 | 2 | 50 | 44 | 50 | 27 | 0 | 0 | 0 | 0 | 6.32 | 44 | 62.2 | 3 | 2 | 50 | 44 | 50 | 27 | 0 | 0 | 0 | 0 | 6.32 | | | | | | | | | | | | | | | | | | | | | | | | | | |
| CARDBOARD BASEBALL RATINGS | | | | | | | | | | | | | | | | | | | | | | | | | | | | | | | | | | | | | | | | | | | | | | | | | | | |
| ERA | | | | | | | | | | | | | W | | | | | | | | | | | | | BB | | | | | | | | | | | | | K | | | | | | | | | | | | |
| 63 | | | | | | | | | | | | | 3 | | | | | | | | | | | | | 27 | | | | | | | | | | | | | 50 | | | | | | | | | | | | |

| | | | | | | | | | | | | | | | | | | | | | | | | | | | | | | | | | | | | | | | | | | | | | | | | | | | |
|---|-------|----|---|----|----|-----|----|----|----|-----|----|------|-------------------------------|------|---|---|----|----|----|----|----|----|-----|----|------|----|--|--|--|--|--|--|--|--|--|--|--|--|-----|--|--|--|--|--|--|--|--|--|--|--|--|
| 801 | | | | | | | | | | | | | KIRK RUETER | | | | | | | | | | | | | P | | | | | | | | | | | | | | | | | | | | | | | | | |
| HT: 6'3" WT: 190 THROWS: LEFT BATS: LEFT | | | | | | | | | | | | | BORN: 12-1-1970, Hoyleton, IL | | | | | | | | | | | | | | | | | | | | | | | | | | | | | | | | | | | | | | |
| 1997 SAN FRANCISCO GIANTS PITCHING RECORD | | | | | | | | | | | | | | | | | | | | | | | | | | | | | | | | | | | | | | | | | | | | | | | | | | | |
| G | IP | W | L | R | ER | SO | BB | GS | CG | SHO | SV | ERA | G | IP | W | L | R | ER | SO | BB | GS | CG | SHO | SV | ERA | | | | | | | | | | | | | | | | | | | | | | | | | | |
| 32 | 190.2 | 13 | 6 | 83 | 73 | 115 | 51 | 32 | 0 | 0 | 0 | 3.45 | 22 | 20.2 | 1 | 0 | 23 | 22 | 10 | 13 | 0 | 0 | 0 | 0 | 9.58 | | | | | | | | | | | | | | | | | | | | | | | | | | |
| CARDBOARD BASEBALL RATINGS | | | | | | | | | | | | | | | | | | | | | | | | | | | | | | | | | | | | | | | | | | | | | | | | | | | |
| ERA | | | | | | | | | | | | | W | | | | | | | | | | | | | BB | | | | | | | | | | | | | K | | | | | | | | | | | | |
| 34 | | | | | | | | | | | | | 13 | | | | | | | | | | | | | 51 | | | | | | | | | | | | | 115 | | | | | | | | | | | | |

| | | | | | | | | | | | | | | | | | | | | | | | | | | | | | | | | | | | | | | | | | | | | | | | | | | | |
|--|------|---|---|----|----|----|----|----|----|-----|----|------|---------------------------------|----|---|---|---|----|----|----|----|----|-----|----|-----|----|--|--|--|--|--|--|--|--|--|--|--|--|----|--|--|--|--|--|--|--|--|--|--|--|--|
| 805 | | | | | | | | | | | | | KEN RYAN | | | | | | | | | | | | | P | | | | | | | | | | | | | | | | | | | | | | | | | |
| HT: 6'3" WT: 200 THROWS: RIGHT BATS: RIGHT | | | | | | | | | | | | | BORN: 10-24-1968, Pawtucket, RI | | | | | | | | | | | | | | | | | | | | | | | | | | | | | | | | | | | | | | |
| 1997 PHILADELPHIA PHILLIES PITCHING RECORD | | | | | | | | | | | | | | | | | | | | | | | | | | | | | | | | | | | | | | | | | | | | | | | | | | | |
| G | IP | W | L | R | ER | SO | BB | GS | CG | SHO | SV | ERA | G | IP | W | L | R | ER | SO | BB | GS | CG | SHO | SV | ERA | | | | | | | | | | | | | | | | | | | | | | | | | | |
| 22 | 20.2 | 1 | 0 | 23 | 22 | 10 | 13 | 0 | 0 | 0 | 0 | 9.58 | | | | | | | | | | | | | | | | | | | | | | | | | | | | | | | | | | | | | | | |
| CARDBOARD BASEBALL RATINGS | | | | | | | | | | | | | | | | | | | | | | | | | | | | | | | | | | | | | | | | | | | | | | | | | | | |
| ERA | | | | | | | | | | | | | W | | | | | | | | | | | | | BB | | | | | | | | | | | | | K | | | | | | | | | | | | |
| 95 | | | | | | | | | | | | | 1 | | | | | | | | | | | | | 13 | | | | | | | | | | | | | 10 | | | | | | | | | | | | |

| | | | | | | | | | | | | | | | | | | | | | | | | | | | | | | | | | | | | | | | | | | | | | | | | | | | |
|--|------|---|---|----|----|----|----|----|----|-----|----|------|------------------------------|------|---|---|----|----|----|----|----|----|-----|----|------|----|--|--|--|--|--|--|--|--|--|--|--|--|----|--|--|--|--|--|--|--|--|--|--|--|--|
| 802 | | | | | | | | | | | | | SCOTT RUFFCORN | | | | | | | | | | | | | P | | | | | | | | | | | | | | | | | | | | | | | | | |
| HT: 6'4" WT: 215 THROWS: RIGHT BATS: RIGHT | | | | | | | | | | | | | BORN: 12-29-1969, Austin, TX | | | | | | | | | | | | | | | | | | | | | | | | | | | | | | | | | | | | | | |
| 1997 PHILADELPHIA PHILLIES PITCHING RECORD | | | | | | | | | | | | | | | | | | | | | | | | | | | | | | | | | | | | | | | | | | | | | | | | | | | |
| G | IP | W | L | R | ER | SO | BB | GS | CG | SHO | SV | ERA | G | IP | W | L | R | ER | SO | BB | GS | CG | SHO | SV | ERA | | | | | | | | | | | | | | | | | | | | | | | | | | |
| 18 | 39.2 | 0 | 3 | 40 | 34 | 33 | 36 | 4 | 0 | 0 | 0 | 7.71 | 6 | 26.1 | 0 | 1 | 20 | 19 | 14 | 10 | 6 | 0 | 0 | 0 | 6.58 | | | | | | | | | | | | | | | | | | | | | | | | | | |
| CARDBOARD BASEBALL RATINGS | | | | | | | | | | | | | | | | | | | | | | | | | | | | | | | | | | | | | | | | | | | | | | | | | | | |
| ERA | | | | | | | | | | | | | W | | | | | | | | | | | | | BB | | | | | | | | | | | | | K | | | | | | | | | | | | |
| 77 | | | | | | | | | | | | | 0 | | | | | | | | | | | | | 36 | | | | | | | | | | | | | 33 | | | | | | | | | | | | |

| | | | | | | | | | | | | | | | | | | | | | | | | | | | | | | | | | | | | | | | | | | | | | | | | | | | |
|--|------|---|---|----|----|----|----|----|----|-----|----|------|--------------------------------------|----|---|---|---|----|----|----|----|----|-----|----|-----|----|--|--|--|--|--|--|--|--|--|--|--|--|----|--|--|--|--|--|--|--|--|--|--|--|--|
| 806 | | | | | | | | | | | | | BRET SABERHAGEN | | | | | | | | | | | | | P | | | | | | | | | | | | | | | | | | | | | | | | | |
| HT: 6'1" WT: 160 THROWS: RIGHT BATS: RIGHT | | | | | | | | | | | | | BORN: 4-11-1964, Chicago Heights, IL | | | | | | | | | | | | | | | | | | | | | | | | | | | | | | | | | | | | | | |
| 1997 BOSTON RED SOX PITCHING RECORD | | | | | | | | | | | | | | | | | | | | | | | | | | | | | | | | | | | | | | | | | | | | | | | | | | | |
| G | IP | W | L | R | ER | SO | BB | GS | CG | SHO | SV | ERA | G | IP | W | L | R | ER | SO | BB | GS | CG | SHO | SV | ERA | | | | | | | | | | | | | | | | | | | | | | | | | | |
| 6 | 26.1 | 0 | 1 | 20 | 19 | 14 | 10 | 6 | 0 | 0 | 0 | 6.58 | | | | | | | | | | | | | | | | | | | | | | | | | | | | | | | | | | | | | | | |
| CARDBOARD BASEBALL RATINGS | | | | | | | | | | | | | | | | | | | | | | | | | | | | | | | | | | | | | | | | | | | | | | | | | | | |
| ERA | | | | | | | | | | | | | W | | | | | | | | | | | | | BB | | | | | | | | | | | | | K | | | | | | | | | | | | |
| 65 | | | | | | | | | | | | | 0 | | | | | | | | | | | | | 10 | | | | | | | | | | | | | 14 | | | | | | | | | | | | |

| | | | | | | | | | | | | | | | | | | | | | | | | | | | | | | | | | | | | | | | | | | | | | | | | | | | |
|--|------|---|---|----|----|----|----|----|----|-----|----|------|------------------------------|------|---|---|----|----|----|----|----|----|-----|----|------|----|--|--|--|--|--|--|--|--|--|--|--|--|----|--|--|--|--|--|--|--|--|--|--|--|--|
| 803 | | | | | | | | | | | | | BRUCE RUFFIN | | | | | | | | | | | | | P | | | | | | | | | | | | | | | | | | | | | | | | | |
| HT: 6'2" WT: 205 THROWS: LEFT BATS: BOTH | | | | | | | | | | | | | BORN: 10-4-1963, Lubbock, TX | | | | | | | | | | | | | | | | | | | | | | | | | | | | | | | | | | | | | | |
| 1997 COLORADO ROCKIES PITCHING RECORD | | | | | | | | | | | | | | | | | | | | | | | | | | | | | | | | | | | | | | | | | | | | | | | | | | | |
| G | IP | W | L | R | ER | SO | BB | GS | CG | SHO | SV | ERA | G | IP | W | L | R | ER | SO | BB | GS | CG | SHO | SV | ERA | | | | | | | | | | | | | | | | | | | | | | | | | | |
| 23 | 22.1 | 0 | 2 | 15 | 13 | 31 | 18 | 0 | 0 | 0 | 7 | 5.32 | 38 | 84.1 | 3 | 4 | 43 | 39 | 53 | 24 | 1 | 0 | 0 | 3 | 4.18 | | | | | | | | | | | | | | | | | | | | | | | | | | |
| CARDBOARD BASEBALL RATINGS | | | | | | | | | | | | | | | | | | | | | | | | | | | | | | | | | | | | | | | | | | | | | | | | | | | |
| ERA | | | | | | | | | | | | | W | | | | | | | | | | | | | BB | | | | | | | | | | | | | K | | | | | | | | | | | | |
| 53 | | | | | | | | | | | | | 0 | | | | | | | | | | | | | 18 | | | | | | | | | | | | | 31 | | | | | | | | | | | | |

| | | | | | | | | | | | | | | | | | | | | | | | | | | | | | | | | | | | | | | | | | | | | | | | | | | | |
|--|------|---|---|----|----|----|----|----|----|-----|----|------|------------------------------|----|---|---|---|----|----|----|----|----|-----|----|-----|----|--|--|--|--|--|--|--|--|--|--|--|--|----|--|--|--|--|--|--|--|--|--|--|--|--|
| 807 | | | | | | | | | | | | | A.J. SAGER | | | | | | | | | | | | | P | | | | | | | | | | | | | | | | | | | | | | | | | |
| HT: 6'4" WT: 220 THROWS: RIGHT BATS: RIGHT | | | | | | | | | | | | | BORN: 3-3-1965, Columbus, OH | | | | | | | | | | | | | | | | | | | | | | | | | | | | | | | | | | | | | | |
| 1997 DETROIT TIGERS PITCHING RECORD | | | | | | | | | | | | | | | | | | | | | | | | | | | | | | | | | | | | | | | | | | | | | | | | | | | |
| G | IP | W | L | R | ER | SO | BB | GS | CG | SHO | SV | ERA | G | IP | W | L | R | ER | SO | BB | GS | CG | SHO | SV | ERA | | | | | | | | | | | | | | | | | | | | | | | | | | |
| 38 | 84.1 | 3 | 4 | 43 | 39 | 53 | 24 | 1 | 0 | 0 | 3 | 4.18 | | | | | | | | | | | | | | | | | | | | | | | | | | | | | | | | | | | | | | | |
| CARDBOARD BASEBALL RATINGS | | | | | | | | | | | | | | | | | | | | | | | | | | | | | | | | | | | | | | | | | | | | | | | | | | | |
| ERA | | | | | | | | | | | | | W | | | | | | | | | | | | | BB | | | | | | | | | | | | | K | | | | | | | | | | | | |
| 41 | | | | | | | | | | | | | 3 | | | | | | | | | | | | | 24 | | | | | | | | | | | | | 53 | | | | | | | | | | | | |

| | | | | | | | | | | | | | | | | | | | | | | | | | | | | | | | | | | | | | | | | | | | | | | | | | | | |
|--|-------|---|---|-----|-----|-----|----|----|----|-----|----|------|------------------------------|-------|---|----|----|----|-----|----|----|----|-----|----|------|----|--|--|--|--|--|--|--|--|--|--|--|--|-----|--|--|--|--|--|--|--|--|--|--|--|--|
| 804 | | | | | | | | | | | | | GLENDON RUSCH | | | | | | | | | | | | | P | | | | | | | | | | | | | | | | | | | | | | | | | |
| HT: 6'2" WT: 170 THROWS: LEFT BATS: LEFT | | | | | | | | | | | | | BORN: 11-7-1974, Seattle, WA | | | | | | | | | | | | | | | | | | | | | | | | | | | | | | | | | | | | | | |
| 1997 KANSAS CITY ROYALS PITCHING RECORD | | | | | | | | | | | | | | | | | | | | | | | | | | | | | | | | | | | | | | | | | | | | | | | | | | | |
| G | IP | W | L | R | ER | SO | BB | GS | CG | SHO | SV | ERA | G | IP | W | L | R | ER | SO | BB | GS | CG | SHO | SV | ERA | | | | | | | | | | | | | | | | | | | | | | | | | | |
| 30 | 170.1 | 6 | 9 | 111 | 104 | 116 | 52 | 27 | 1 | 0 | 0 | 5.50 | 47 | 139.2 | 6 | 14 | 92 | 91 | 120 | 62 | 20 | 1 | 1 | 2 | 5.86 | | | | | | | | | | | | | | | | | | | | | | | | | | |
| CARDBOARD BASEBALL RATINGS | | | | | | | | | | | | | | | | | | | | | | | | | | | | | | | | | | | | | | | | | | | | | | | | | | | |
| ERA | | | | | | | | | | | | | W | | | | | | | | | | | | | BB | | | | | | | | | | | | | K | | | | | | | | | | | | |
| 55 | | | | | | | | | | | | | 6 | | | | | | | | | | | | | 52 | | | | | | | | | | | | | 116 | | | | | | | | | | | | |

| | | | | | | | | | | | | | | | | | | | | | | | | | | | | | | | | | | | | | | | | | | | | | | | | | | | |
|--|-------|---|----|----|----|-----|----|----|----|-----|----|------|-------------------------------|----|---|---|---|----|----|----|----|----|-----|----|-----|----|--|--|--|--|--|--|--|--|--|--|--|--|-----|--|--|--|--|--|--|--|--|--|--|--|--|
| 808 | | | | | | | | | | | | | SCOTT SANDERS | | | | | | | | | | | | | P | | | | | | | | | | | | | | | | | | | | | | | | | |
| HT: 6'4" WT: 210 THROWS: RIGHT BATS: RIGHT | | | | | | | | | | | | | BORN: 3-25-1969, Hannibal, MO | | | | | | | | | | | | | | | | | | | | | | | | | | | | | | | | | | | | | | |
| 1997 DETROIT TIGERS PITCHING RECORD | | | | | | | | | | | | | | | | | | | | | | | | | | | | | | | | | | | | | | | | | | | | | | | | | | | |
| G | IP | W | L | R | ER | SO | BB | GS | CG | SHO | SV | ERA | G | IP | W | L | R | ER | SO | BB | GS | CG | SHO | SV | ERA | | | | | | | | | | | | | | | | | | | | | | | | | | |
| 47 | 139.2 | 6 | 14 | 92 | 91 | 120 | 62 | 20 | 1 | 1 | 2 | 5.86 | | | | | | | | | | | | | | | | | | | | | | | | | | | | | | | | | | | | | | | |
| CARDBOARD BASEBALL RATINGS | | | | | | | | | | | | | | | | | | | | | | | | | | | | | | | | | | | | | | | | | | | | | | | | | | | |
| ERA | | | | | | | | | | | | | W | | | | | | | | | | | | | BB | | | | | | | | | | | | | K | | | | | | | | | | | | |
| 58 | | | | | | | | | | | | | 6 | | | | | | | | | | | | | 62 | | | | | | | | | | | | | 120 | | | | | | | | | | | | |

| | | | | | | | | | | | | | | | | | | | | | | | | | | | | | | | | | | | | | | | | | | | | | | | | | | | |
|--|-------|---|---|----|----|----|----|----|----|-----|----|------|---|------|---|---|----|----|----|----|----|----|-----|----|------|----|----|---|---|---|----|----|----|----|----|-----|----|-----|----|--|--|--|--|--|--|--|--|--|--|--|--|
| 809 | | | | | | | | | | | | | JULIO SANTANA | | | | | | | | | | | | | P | | | | | | | | | | | | | | | | | | | | | | | | | |
| HT: 6'0" WT: 175 THROWS: RIGHT BATS: RIGHT | | | | | | | | | | | | | BORN: 1-20-1973, San Pedro de Macoris, D.R. | | | | | | | | | | | | | | | | | | | | | | | | | | | | | | | | | | | | | | |
| 1997 TEXAS RANGERS PITCHING RECORD | | | | | | | | | | | | | | | | | | | | | | | | | | | | | | | | | | | | | | | | | | | | | | | | | | | |
| G | IP | W | L | R | ER | SO | BB | GS | CG | SHO | SV | ERA | G | IP | W | L | R | ER | SO | BB | GS | CG | SHO | SV | ERA | G | IP | W | L | R | ER | SO | BB | GS | CG | SHO | SV | ERA | | | | | | | | | | | | | |
| 30 | 104.1 | 4 | 6 | 86 | 78 | 64 | 49 | 14 | 0 | 0 | 0 | 6.75 | 18 | 84.2 | 5 | 8 | 59 | 51 | 59 | 38 | 17 | 0 | 0 | 0 | 5.42 | | | | | | | | | | | | | | | | | | | | | | | | | | |
| CARDBOARD BASEBALL RATINGS | | | | | | | | | | | | | | | | | | | | | | | | | | | | | | | | | | | | | | | | | | | | | | | | | | | |
| ERA | | | | | | | | | | | | | W | | | | | | | | | | | | | BB | | | | | | | | | | | | | K | | | | | | | | | | | | |
| 67 | | | | | | | | | | | | | 4 | | | | | | | | | | | | | 49 | | | | | | | | | | | | | 64 | | | | | | | | | | | | |

| | | | | | | | | | | | | | | | | | | | | | | | | | | | | | | | | | | | | | | | | | | | | | | | | | | | |
|--|------|---|---|----|----|----|----|----|----|-----|----|------|-----------------------------|----|---|---|---|----|----|----|----|----|-----|----|-----|----|----|---|---|---|----|----|----|----|----|-----|----|-----|----|--|--|--|--|--|--|--|--|--|--|--|--|
| 813 | | | | | | | | | | | | | PETE SCHOUREK | | | | | | | | | | | | | P | | | | | | | | | | | | | | | | | | | | | | | | | |
| HT: 6'5" WT: 195 THROWS: LEFT BATS: LEFT | | | | | | | | | | | | | BORN: 5-10-1969, Austin, TX | | | | | | | | | | | | | | | | | | | | | | | | | | | | | | | | | | | | | | |
| 1997 CINCINNATI REDS PITCHING RECORD | | | | | | | | | | | | | | | | | | | | | | | | | | | | | | | | | | | | | | | | | | | | | | | | | | | |
| G | IP | W | L | R | ER | SO | BB | GS | CG | SHO | SV | ERA | G | IP | W | L | R | ER | SO | BB | GS | CG | SHO | SV | ERA | G | IP | W | L | R | ER | SO | BB | GS | CG | SHO | SV | ERA | | | | | | | | | | | | | |
| 18 | 84.2 | 5 | 8 | 59 | 51 | 59 | 38 | 17 | 0 | 0 | 0 | 5.42 | | | | | | | | | | | | | | | | | | | | | | | | | | | | | | | | | | | | | | | |
| CARDBOARD BASEBALL RATINGS | | | | | | | | | | | | | | | | | | | | | | | | | | | | | | | | | | | | | | | | | | | | | | | | | | | |
| ERA | | | | | | | | | | | | | W | | | | | | | | | | | | | BB | | | | | | | | | | | | | K | | | | | | | | | | | | |
| 54 | | | | | | | | | | | | | 5 | | | | | | | | | | | | | 38 | | | | | | | | | | | | | 59 | | | | | | | | | | | | |

| | | | | | | | | | | | | | | | | | | | | | | | | | | | | | | | | | | | | | | | | | | | | | | | | | | | |
|--|-------|---|---|----|----|-----|----|----|----|-----|----|------|--------------------------------|-------|----|----|-----|-----|-----|----|----|----|-----|----|------|----|----|---|---|---|----|----|----|----|----|-----|----|-----|-----|--|--|--|--|--|--|--|--|--|--|--|--|
| 810 | | | | | | | | | | | | | TONY SAUNDERS | | | | | | | | | | | | | P | | | | | | | | | | | | | | | | | | | | | | | | | |
| HT: 6'2" WT: 205 THROWS: LEFT BATS: LEFT | | | | | | | | | | | | | BORN: 4-29-1974, Baltimore, MD | | | | | | | | | | | | | | | | | | | | | | | | | | | | | | | | | | | | | | |
| 1997 FLORIDA MARLINS PITCHING RECORD | | | | | | | | | | | | | | | | | | | | | | | | | | | | | | | | | | | | | | | | | | | | | | | | | | | |
| G | IP | W | L | R | ER | SO | BB | GS | CG | SHO | SV | ERA | G | IP | W | L | R | ER | SO | BB | GS | CG | SHO | SV | ERA | G | IP | W | L | R | ER | SO | BB | GS | CG | SHO | SV | ERA | | | | | | | | | | | | | |
| 22 | 111.1 | 4 | 6 | 62 | 57 | 102 | 64 | 21 | 0 | 0 | 0 | 4.61 | 33 | 177.1 | 13 | 12 | 115 | 106 | 122 | 80 | 33 | 1 | 0 | 0 | 5.38 | | | | | | | | | | | | | | | | | | | | | | | | | | |
| CARDBOARD BASEBALL RATINGS | | | | | | | | | | | | | | | | | | | | | | | | | | | | | | | | | | | | | | | | | | | | | | | | | | | |
| ERA | | | | | | | | | | | | | W | | | | | | | | | | | | | BB | | | | | | | | | | | | | K | | | | | | | | | | | | |
| 46 | | | | | | | | | | | | | 4 | | | | | | | | | | | | | 64 | | | | | | | | | | | | | 102 | | | | | | | | | | | | |

| | | | | | | | | | | | | | | | | | | | | | | | | | | | | | | | | | | | | | | | | | | | | | | | | | | | |
|--|-------|---|---|----|----|-----|----|----|----|-----|----|------|------------------------------------|-------|----|----|-----|-----|-----|----|----|----|-----|----|------|----|----|---|---|---|----|----|----|----|----|-----|----|-----|-----|--|--|--|--|--|--|--|--|--|--|--|--|
| 814 | | | | | | | | | | | | | AARON SELE | | | | | | | | | | | | | P | | | | | | | | | | | | | | | | | | | | | | | | | |
| HT: 6'5" WT: 205 THROWS: RIGHT BATS: RIGHT | | | | | | | | | | | | | BORN: 6-25-1970, Golden Valley, MN | | | | | | | | | | | | | | | | | | | | | | | | | | | | | | | | | | | | | | |
| 1997 BOSTON RED SOX PITCHING RECORD | | | | | | | | | | | | | | | | | | | | | | | | | | | | | | | | | | | | | | | | | | | | | | | | | | | |
| G | IP | W | L | R | ER | SO | BB | GS | CG | SHO | SV | ERA | G | IP | W | L | R | ER | SO | BB | GS | CG | SHO | SV | ERA | G | IP | W | L | R | ER | SO | BB | GS | CG | SHO | SV | ERA | | | | | | | | | | | | | |
| 22 | 111.1 | 4 | 6 | 62 | 57 | 102 | 64 | 21 | 0 | 0 | 0 | 4.61 | 33 | 177.1 | 13 | 12 | 115 | 106 | 122 | 80 | 33 | 1 | 0 | 0 | 5.38 | | | | | | | | | | | | | | | | | | | | | | | | | | |
| CARDBOARD BASEBALL RATINGS | | | | | | | | | | | | | | | | | | | | | | | | | | | | | | | | | | | | | | | | | | | | | | | | | | | |
| ERA | | | | | | | | | | | | | W | | | | | | | | | | | | | BB | | | | | | | | | | | | | K | | | | | | | | | | | | |
| 46 | | | | | | | | | | | | | 4 | | | | | | | | | | | | | 64 | | | | | | | | | | | | | 102 | | | | | | | | | | | | |

| | | | | | | | | | | | | | | | | | | | | | | | | | | | | | | | | | | | | | | | | | | | | | | | | | | | |
|--|-------|----|----|----|----|-----|----|----|----|-----|----|------|---------------------------------|------|---|---|----|----|----|----|----|----|-----|----|------|----|----|---|---|---|----|----|----|----|----|-----|----|-----|-----|--|--|--|--|--|--|--|--|--|--|--|--|
| 811 | | | | | | | | | | | | | CURT SCHILLING | | | | | | | | | | | | | P | | | | | | | | | | | | | | | | | | | | | | | | | |
| HT: 6'5" WT: 205 THROWS: RIGHT BATS: RIGHT | | | | | | | | | | | | | BORN: 11-14-1966, Anchorage, AK | | | | | | | | | | | | | | | | | | | | | | | | | | | | | | | | | | | | | | |
| 1997 PHILADELPHIA PHILLIES PITCHING RECORD | | | | | | | | | | | | | | | | | | | | | | | | | | | | | | | | | | | | | | | | | | | | | | | | | | | |
| G | IP | W | L | R | ER | SO | BB | GS | CG | SHO | SV | ERA | G | IP | W | L | R | ER | SO | BB | GS | CG | SHO | SV | ERA | G | IP | W | L | R | ER | SO | BB | GS | CG | SHO | SV | ERA | | | | | | | | | | | | | |
| 35 | 254.1 | 17 | 11 | 96 | 84 | 319 | 58 | 35 | 7 | 2 | 0 | 2.97 | 6 | 26.1 | 2 | 1 | 11 | 10 | 15 | 11 | 4 | 1 | 0 | 0 | 3.42 | | | | | | | | | | | | | | | | | | | | | | | | | | |
| CARDBOARD BASEBALL RATINGS | | | | | | | | | | | | | | | | | | | | | | | | | | | | | | | | | | | | | | | | | | | | | | | | | | | |
| ERA | | | | | | | | | | | | | W | | | | | | | | | | | | | BB | | | | | | | | | | | | | K | | | | | | | | | | | | |
| 29 | | | | | | | | | | | | | 17 | | | | | | | | | | | | | 58 | | | | | | | | | | | | | 319 | | | | | | | | | | | | |

| | | | | | | | | | | | | | | | | | | | | | | | | | | | | | | | | | | | | | | | | | | | | | | | | | | | |
|--|-------|----|----|----|----|-----|----|----|----|-----|----|------|------------------------------------|------|---|---|----|----|----|----|----|----|-----|----|------|----|----|---|---|---|----|----|----|----|----|-----|----|-----|-----|--|--|--|--|--|--|--|--|--|--|--|--|
| 815 | | | | | | | | | | | | | DAN SERAFINI | | | | | | | | | | | | | P | | | | | | | | | | | | | | | | | | | | | | | | | |
| HT: 6'1" WT: 190 THROWS: LEFT BATS: BOTH | | | | | | | | | | | | | BORN: 1-25-1974, San Francisco, CA | | | | | | | | | | | | | | | | | | | | | | | | | | | | | | | | | | | | | | |
| 1997 MINNESOTA TWINS PITCHING RECORD | | | | | | | | | | | | | | | | | | | | | | | | | | | | | | | | | | | | | | | | | | | | | | | | | | | |
| G | IP | W | L | R | ER | SO | BB | GS | CG | SHO | SV | ERA | G | IP | W | L | R | ER | SO | BB | GS | CG | SHO | SV | ERA | G | IP | W | L | R | ER | SO | BB | GS | CG | SHO | SV | ERA | | | | | | | | | | | | | |
| 35 | 254.1 | 17 | 11 | 96 | 84 | 319 | 58 | 35 | 7 | 2 | 0 | 2.97 | 6 | 26.1 | 2 | 1 | 11 | 10 | 15 | 11 | 4 | 1 | 0 | 0 | 3.42 | | | | | | | | | | | | | | | | | | | | | | | | | | |
| CARDBOARD BASEBALL RATINGS | | | | | | | | | | | | | | | | | | | | | | | | | | | | | | | | | | | | | | | | | | | | | | | | | | | |
| ERA | | | | | | | | | | | | | W | | | | | | | | | | | | | BB | | | | | | | | | | | | | K | | | | | | | | | | | | |
| 29 | | | | | | | | | | | | | 17 | | | | | | | | | | | | | 58 | | | | | | | | | | | | | 319 | | | | | | | | | | | | |

| | | | | | | | | | | | | | | | | | | | | | | | | | | | | | | | | | | | | | | | | | | | | | | | | | | | |
|--|-------|----|---|-----|----|-----|----|----|----|-----|----|------|--|------|---|---|----|----|----|----|----|----|-----|----|------|----|----|---|---|---|----|----|----|----|----|-----|----|-----|-----|--|--|--|--|--|--|--|--|--|--|--|--|
| 816 | | | | | | | | | | | | | JEFF SHAW | | | | | | | | | | | | | P | | | | | | | | | | | | | | | | | | | | | | | | | |
| HT: 6'2" WT: 185 THROWS: RIGHT BATS: RIGHT | | | | | | | | | | | | | BORN: 7-7-1966, Washington Court House, OH | | | | | | | | | | | | | | | | | | | | | | | | | | | | | | | | | | | | | | |
| 1997 CINCINNATI REDS PITCHING RECORD | | | | | | | | | | | | | | | | | | | | | | | | | | | | | | | | | | | | | | | | | | | | | | | | | | | |
| G | IP | W | L | R | ER | SO | BB | GS | CG | SHO | SV | ERA | G | IP | W | L | R | ER | SO | BB | GS | CG | SHO | SV | ERA | G | IP | W | L | R | ER | SO | BB | GS | CG | SHO | SV | ERA | | | | | | | | | | | | | |
| 32 | 187.2 | 10 | 9 | 106 | 96 | 136 | 76 | 32 | 2 | 0 | 0 | 4.60 | 78 | 94.2 | 4 | 2 | 26 | 25 | 74 | 12 | 0 | 0 | 0 | 42 | 2.38 | | | | | | | | | | | | | | | | | | | | | | | | | | |
| CARDBOARD BASEBALL RATINGS | | | | | | | | | | | | | | | | | | | | | | | | | | | | | | | | | | | | | | | | | | | | | | | | | | | |
| ERA | | | | | | | | | | | | | W | | | | | | | | | | | | | BB | | | | | | | | | | | | | K | | | | | | | | | | | | |
| 46 | | | | | | | | | | | | | 10 | | | | | | | | | | | | | 76 | | | | | | | | | | | | | 136 | | | | | | | | | | | | |

| | | | | | | | | | | | | | | | | | | | | | | | | | | | | | | | | | | | | | | | | | | | | | | | | | | | |
|--|-------|----|---|-----|----|-----|----|----|----|-----|----|------|-------------------------------|------|---|---|----|----|----|----|----|----|-----|----|------|----|----|---|---|---|----|----|----|----|----|-----|----|-----|-----|--|--|--|--|--|--|--|--|--|--|--|--|
| 817 | | | | | | | | | | | | | JASON SCHMIDT | | | | | | | | | | | | | P | | | | | | | | | | | | | | | | | | | | | | | | | |
| HT: 6'5" WT: 185 THROWS: RIGHT BATS: RIGHT | | | | | | | | | | | | | BORN: 1-29-1973, Lewiston, ID | | | | | | | | | | | | | | | | | | | | | | | | | | | | | | | | | | | | | | |
| 1997 PITTSBURGH PIRATES PITCHING RECORD | | | | | | | | | | | | | | | | | | | | | | | | | | | | | | | | | | | | | | | | | | | | | | | | | | | |
| G | IP | W | L | R | ER | SO | BB | GS | CG | SHO | SV | ERA | G | IP | W | L | R | ER | SO | BB | GS | CG | SHO | SV | ERA | G | IP | W | L | R | ER | SO | BB | GS | CG | SHO | SV | ERA | | | | | | | | | | | | | |
| 32 | 187.2 | 10 | 9 | 106 | 96 | 136 | 76 | 32 | 2 | 0 | 0 | 4.60 | 78 | 94.2 | 4 | 2 | 26 | 25 | 74 | 12 | 0 | 0 | 0 | 42 | 2.38 | | | | | | | | | | | | | | | | | | | | | | | | | | |
| CARDBOARD BASEBALL RATINGS | | | | | | | | | | | | | | | | | | | | | | | | | | | | | | | | | | | | | | | | | | | | | | | | | | | |
| ERA | | | | | | | | | | | | | W | | | | | | | | | | | | | BB | | | | | | | | | | | | | K | | | | | | | | | | | | |
| 46 | | | | | | | | | | | | | 10 | | | | | | | | | | | | | 76 | | | | | | | | | | | | | 136 | | | | | | | | | | | | |

| | | | | | | | | | | | | | | | | | | | | | | | | | | | | | | | | | | | | | | | | | | | | | | | | | | | |
|--|------|---|---|----|----|----|----|----|----|-----|----|------|-----------------------------|----|---|---|---|----|----|----|----|----|-----|----|-----|----|----|---|---|---|----|----|----|----|----|-----|----|-----|----|--|--|--|--|--|--|--|--|--|--|--|--|
| 818 | | | | | | | | | | | | | PETE SCHOUREK | | | | | | | | | | | | | P | | | | | | | | | | | | | | | | | | | | | | | | | |
| HT: 6'5" WT: 195 THROWS: LEFT BATS: LEFT | | | | | | | | | | | | | BORN: 5-10-1969, Austin, TX | | | | | | | | | | | | | | | | | | | | | | | | | | | | | | | | | | | | | | |
| 1997 CINCINNATI REDS PITCHING RECORD | | | | | | | | | | | | | | | | | | | | | | | | | | | | | | | | | | | | | | | | | | | | | | | | | | | |
| G | IP | W | L | R | ER | SO | BB | GS | CG | SHO | SV | ERA | G | IP | W | L | R | ER | SO | BB | GS | CG | SHO | SV | ERA | G | IP | W | L | R | ER | SO | BB | GS | CG | SHO | SV | ERA | | | | | | | | | | | | | |
| 18 | 84.2 | 5 | 8 | 59 | 51 | 59 | 38 | 17 | 0 | 0 | 0 | 5.42 | | | | | | | | | | | | | | | | | | | | | | | | | | | | | | | | | | | | | | | |
| CARDBOARD BASEBALL RATINGS | | | | | | | | | | | | | | | | | | | | | | | | | | | | | | | | | | | | | | | | | | | | | | | | | | | |
| ERA | | | | | | | | | | | | | W | | | | | | | | | | | | | BB | | | | | | | | | | | | | K | | | | | | | | | | | | |
| 54 | | | | | | | | | | | | | 5 | | | | | | | | | | | | | 38 | | | | | | | | | | | | | 59 | | | | | | | | | | | | |

| | | | | | | | | | | | | | | | | | | | | | | | | | | | | | | | | | | | | | | | | | | | | | | | | | | | |
|--|-------|---|---|----|----|-----|----|----|----|-----|----|------|------------------------------------|-------|----|----|-----|-----|-----|----|----|----|-----|----|------|----|----|---|---|---|----|----|----|----|----|-----|----|-----|-----|--|--|--|--|--|--|--|--|--|--|--|--|
| 819 | | | | | | | | | | | | | AARON SELE | | | | | | | | | | | | | P | | | | | | | | | | | | | | | | | | | | | | | | | |
| HT: 6'5" WT: 205 THROWS: RIGHT BATS: RIGHT | | | | | | | | | | | | | BORN: 6-25-1970, Golden Valley, MN | | | | | | | | | | | | | | | | | | | | | | | | | | | | | | | | | | | | | | |
| 1997 BOSTON RED SOX PITCHING RECORD | | | | | | | | | | | | | | | | | | | | | | | | | | | | | | | | | | | | | | | | | | | | | | | | | | | |
| G | IP | W | L | R | ER | SO | BB | GS | CG | SHO | SV | ERA | G | IP | W | L | R | ER | SO | BB | GS | CG | SHO | SV | ERA | G | IP | W | L | R | ER | SO | BB | GS | CG | SHO | SV | ERA | | | | | | | | | | | | | |
| 22 | 111.1 | 4 | 6 | 62 | 57 | 102 | 64 | 21 | 0 | 0 | 0 | 4.61 | 33 | 177.1 | 13 | 12 | 115 | 106 | 122 | 80 | 33 | 1 | 0 | 0 | 5.38 | | | | | | | | | | | | | | | | | | | | | | | | | | |
| CARDBOARD BASEBALL RATINGS | | | | | | | | | | | | | | | | | | | | | | | | | | | | | | | | | | | | | | | | | | | | | | | | | | | |
| ERA | | | | | | | | | | | | | W | | | | | | | | | | | | | BB | | | | | | | | | | | | | K | | | | | | | | | | | | |
| 46 | | | | | | | | | | | | | 4 | | | | | | | | | | | | | 64 | | | | | | | | | | | | | 102 | | | | | | | | | | | | |

| | | | | | | | | | | | | | | | | | | | | | | | | | | | | | | | | | | | | | | | | | | | | | | | | | | | |
|--|-------|----|----|----|----|-----|----|----|----|-----|----|------|---------------------------------|------|---|---|----|----|----|----|----|----|-----|----|------|----|----|---|---|---|----|----|----|----|----|-----|----|-----|-----|--|--|--|--|--|--|--|--|--|--|--|--|
| 820 | | | | | | | | | | | | | CURT SCHILLING | | | | | | | | | | | | | P | | | | | | | | | | | | | | | | | | | | | | | | | |
| HT: 6'5" WT: 205 THROWS: RIGHT BATS: RIGHT | | | | | | | | | | | | | BORN: 11-14-1966, Anchorage, AK | | | | | | | | | | | | | | | | | | | | | | | | | | | | | | | | | | | | | | |
| 1997 PHILADELPHIA PHILLIES PITCHING RECORD | | | | | | | | | | | | | | | | | | | | | | | | | | | | | | | | | | | | | | | | | | | | | | | | | | | |
| G | IP | W | L | R | ER | SO | BB | GS | CG | SHO | SV | ERA | G | IP | W | L | R | ER | SO | BB | GS | CG | SHO | SV | ERA | G | IP | W | L | R | ER | SO | BB | GS | CG | SHO | SV | ERA | | | | | | | | | | | | | |
| 35 | 254.1 | 17 | 11 | 96 | 84 | 319 | 58 | 35 | 7 | 2 | 0 | 2.97 | 6 | 26.1 | 2 | 1 | 11 | 10 | 15 | 11 | 4 | 1 | 0 | 0 | 3.42 | | | | | | | | | | | | | | | | | | | | | | | | | | |
| CARDBOARD BASEBALL RATINGS | | | | | | | | | | | | | | | | | | | | | | | | | | | | | | | | | | | | | | | | | | | | | | | | | | | |
| ERA | | | | | | | | | | | | | W | | | | | | | | | | | | | BB | | | | | | | | | | | | | K | | | | | | | | | | | | |
| 29 | | | | | | | | | | | | | 17 | | | | | | | | | | | | | 58 | | | | | | | | | | | | | 319 | | | | | | | | | | | | |

| | | | | | | | | | | | | | | | | | | | | | | | | | | | | | | | | | | | | | | | | | | | | | | | | | | | |
|--|-------|----|----|----|----|-----|----|----|----|-----|----|------|------------------------------------|------|---|---|----|----|----|----|----|----|-----|----|------|----|----|---|---|---|----|----|----|----|----|-----|----|-----|-----|--|--|--|--|--|--|--|--|--|--|--|--|
| 821 | | | | | | | | | | | | | DAN SERAFINI | | | | | | | | | | | | | P | | | | | | | | | | | | | | | | | | | | | | | | | |
| HT: 6'1" WT: 190 THROWS: LEFT BATS: BOTH | | | | | | | | | | | | | BORN: 1-25-1974, San Francisco, CA | | | | | | | | | | | | | | | | | | | | | | | | | | | | | | | | | | | | | | |
| 1997 MINNESOTA TWINS PITCHING RECORD | | | | | | | | | | | | | | | | | | | | | | | | | | | | | | | | | | | | | | | | | | | | | | | | | | | |
| G | IP | W | L | R | ER | SO | BB | GS | CG | SHO | SV | ERA | G | IP | W | L | R | ER | SO | BB | GS | CG | SHO | SV | ERA | G | IP | W | L | R | ER | SO | BB | GS | CG | SHO | SV | ERA | | | | | | | | | | | | | |
| 35 | 254.1 | 17 | 11 | 96 | 84 | 319 | 58 | 35 | 7 | 2 | 0 | 2.97 | 6 | 26.1 | 2 | 1 | 11 | 10 | 15 | 11 | 4 | 1 | 0 | 0 | 3.42 | | | | | | | | | | | | | | | | | | | | | | | | | | |
| CARDBOARD BASEBALL RATINGS | | | | | | | | | | | | | | | | | | | | | | | | | | | | | | | | | | | | | | | | | | | | | | | | | | | |
| ERA | | | | | | | | | | | | | W | | | | | | | | | | | | | BB | | | | | | | | | | | | | K | | | | | | | | | | | | |
| 29 | | | | | | | | | | | | | 17 | | | | | | | | | | | | | 58 | | | | | | | | | | | | | 319 | | | | | | | | | | | | |

| | | | | | | | | | | | | | | | | | | | | | | | | | | | | | | | | | | | | | | | | | | | | | | | | | | | |
|--|-------|----|---|-----|----|-----|----|----|----|-----|----|------|--|------|---|---|----|----|----|----|----|----|-----|----|------|----|----|---|---|---|----|----|----|----|----|-----|----|-----|-----|--|--|--|--|--|--|--|--|--|--|--|--|
| 822 | | | | | | | | | | | | | JEFF SHAW | | | | | | | | | | | | | P | | | | | | | | | | | | | | | | | | | | | | | | | |
| HT: 6'2" WT: 185 THROWS: RIGHT BATS: RIGHT | | | | | | | | | | | | | BORN: 7-7-1966, Washington Court House, OH | | | | | | | | | | | | | | | | | | | | | | | | | | | | | | | | | | | | | | |
| 1997 CINCINNATI REDS PITCHING RECORD | | | | | | | | | | | | | | | | | | | | | | | | | | | | | | | | | | | | | | | | | | | | | | | | | | | |
| G | IP | W | L | R | ER | SO | BB | GS | CG | SHO | SV | ERA | G | IP | W | L | R | ER | SO | BB | GS | CG | SHO | SV | ERA | G | IP | W | L | R | ER | SO | BB | GS | CG | SHO | SV | ERA | | | | | | | | | | | | | |
| 32 | 187.2 | 10 | 9 | 106 | 96 | 136 | 76 | 32 | 2 | 0 | 0 | 4.60 | 78 | 94.2 | 4 | 2 | 26 | 25 | 74 | 12 | 0 | 0 | 0 | 42 | 2.38 | | | | | | | | | | | | | | | | | | | | | | | | | | |
| CARDBOARD BASEBALL RATINGS | | | | | | | | | | | | | | | | | | | | | | | | | | | | | | | | | | | | | | | | | | | | | | | | | | | |
| ERA | | | | | | | | | | | | | W | | | | | | | | | | | | | BB | | | | | | | | | | | | | K | | | | | | | | | | | | |
| 46 | | | | | | | | | | | | | 10 | | | | | | | | | | | | | 76 | | | | | | | | | | | | | 136 | | | | | | | | | | | | |

| | | | | | | | | | | | | | | | | | | | | | | | | | | | | | | | | | | | | | | | | | | | | | | | | | | | |
|--|-------|----|---|-----|----|-----|----|----|----|-----|----|------|-------------------------------|------|---|---|----|----|----|----|----|----|-----|----|------|----|----|---|---|---|----|----|----|----|----|-----|----|-----|-----|--|--|--|--|--|--|--|--|--|--|--|--|
| 823 | | | | | | | | | | | | | JASON SCHMIDT | | | | | | | | | | | | | P | | | | | | | | | | | | | | | | | | | | | | | | | |
| HT: 6'5" WT: 185 THROWS: RIGHT BATS: RIGHT | | | | | | | | | | | | | BORN: 1-29-1973, Lewiston, ID | | | | | | | | | | | | | | | | | | | | | | | | | | | | | | | | | | | | | | |
| 1997 PITTSBURGH PIRATES PITCHING RECORD | | | | | | | | | | | | | | | | | | | | | | | | | | | | | | | | | | | | | | | | | | | | | | | | | | | |
| G | IP | W | L | R | ER | SO | BB | GS | CG | SHO | SV | ERA | G | IP | W | L | R | ER | SO | BB | GS | CG | SHO | SV | ERA | G | IP | W | L | R | ER | SO | BB | GS | CG | SHO | SV | ERA | | | | | | | | | | | | | |
| 32 | 187.2 | 10 | 9 | 106 | 96 | 136 | 76 | 32 | 2 | 0 | 0 | 4.60 | 78 | 94.2 | 4 | 2 | 26 | 25 | 74 | 12 | 0 | 0 | 0 | 42 | 2.38 | | | | | | | | | | | | | | | | | | | | | | | | | | |
| CARDBOARD BASEBALL RATINGS | | | | | | | | | | | | | | | | | | | | | | | | | | | | | | | | | | | | | | | | | | | | | | | | | | | |
| ERA | | | | | | | | | | | | | W | | | | | | | | | | | | | BB | | | | | | | | | | | | | K | | | | | | | | | | | | |
| 46 | | | | | | | | | | | | | 10 | | | | | | | | | | | | | 76 | | | | | | | | | | | | | 136 | | | | | | | | | | | | |

| | | | | | | | | | | | | | | | | | | | | | | | | | | | | | | | | | | | | | | | | | | | | | | | | | | | |
|--|------|---|---|----|----|----|----|----|----|-----|----|------|-----------------------------|----|---|---|---|----|----|----|----|----|-----|----|-----|----|----|---|---|---|----|----|----|----|----|-----|----|-----|----|--|--|--|--|--|--|--|--|--|--|--|--|
| 824 | | | | | | | | | | | | | PETE SCHOUREK | | | | | | | | | | | | | P | | | | | | | | | | | | | | | | | | | | | | | | | |
| HT: 6'5" WT: 195 THROWS: LEFT BATS: LEFT | | | | | | | | | | | | | BORN: 5-10-1969, Austin, TX | | | | | | | | | | | | | | | | | | | | | | | | | | | | | | | | | | | | | | |
| 1997 CINCINNATI REDS PITCHING RECORD | | | | | | | | | | | | | | | | | | | | | | | | | | | | | | | | | | | | | | | | | | | | | | | | | | | |
| G | IP | W | L | R | ER | SO | BB | GS | CG | SHO | SV | ERA | G | IP | W | L | R | ER | SO | BB | GS | CG | SHO | SV | ERA | G | IP | W | L | R | ER | SO | BB | GS | CG | SHO | SV | ERA | | | | | | | | | | | | | |
| 18 | 84.2 | 5 | 8 | 59 | 51 | 59 | 38 | 17 | 0 | 0 | 0 | 5.42 | | | | | | | | | | | | | | | | | | | | | | | | | | | | | | | | | | | | | | | |
| CARDBOARD BASEBALL RATINGS | | | | | | | | | | | | | | | | | | | | | | | | | | | | | | | | | | | | | | | | | | | | | | | | | | | |
| ERA | | | | | | | | | | | | | W | | | | | | | | | | | | | BB | | | | | | | | | | | | | K | | | | | | | | | | | | |
| 54 | | | | | | | | | | | | | 5 | | | | | | | | | | | | | 38 | | | | | | | | | | | | | 59 | | | | | | | | | | | | |

| | | | | | | | | | | | | | | | | | | | | | | | | | | | | | | | | | | | | | | | | | | | | | | | | | | | |
|--|-------|---|---|----|----|-----|----|----|----|-----|----|------|------------------------------------|-------|----|----|-----|-----|-----|----|----|----|-----|----|------|----|----|---|---|---|----|----|----|----|----|-----|----|-----|-----|--|--|--|--|--|--|--|--|--|--|--|--|
| 825 | | | | | | | | | | | | | AARON SELE | | | | | | | | | | | | | P | | | | | | | | | | | | | | | | | | | | | | | | | |
| HT: 6'5" WT: 205 THROWS: RIGHT BATS: RIGHT | | | | | | | | | | | | | BORN: 6-25-1970, Golden Valley, MN | | | | | | | | | | | | | | | | | | | | | | | | | | | | | | | | | | | | | | |
| 1997 BOSTON RED SOX PITCHING RECORD | | | | | | | | | | | | | | | | | | | | | | | | | | | | | | | | | | | | | | | | | | | | | | | | | | | |
| G | IP | W | L | R | ER | SO | BB | GS | CG | SHO | SV | ERA | G | IP | W | L | R | ER | SO | BB | GS | CG | SHO | SV | ERA | G | IP | W | L | R | ER | SO | BB | GS | CG | SHO | SV | ERA | | | | | | | | | | | | | |
| 22 | 111.1 | 4 | 6 | 62 | 57 | 102 | 64 | 21 | 0 | 0 | 0 | 4.61 | 33 | 177.1 | 13 | 12 | 115 | 106 | 122 | 80 | 33 | 1 | 0 | 0 | 5.38 | | | | | | | | | | | | | | | | | | | | | | | | | | |
| CARDBOARD BASEBALL RATINGS | | | | | | | | | | | | | | | | | | | | | | | | | | | | | | | | | | | | | | | | | | | | | | | | | | | |
| ERA | | | | | | | | | | | | | W | | | | | | | | | | | | | BB | | | | | | | | | | | | | K | | | | | | | | | | | | |
| 46 | | | | | | | | | | | | | 4 | | | | | | | | | | | | | 64 | | | | | | | | | | | | | 102 | | | | | | | | | | | | |

| | | | | | | | | | | | | | | | | | | | | | | | | | | | | | | | | | | | | | | |
|--|----|---|---|---|----|----|----|----|----|-----|----|-----|---------------------------------|----|---|---|---|----|----|----|----|----|-----|----|-----|---|----|---|---|---|----|----|----|----|------|--|--|--|
| 826 | | | | | | | | | | | | | CURT SCHILLING | | | | | | | | | | | | | P | | | | | | | | | | | | |
| HT: 6'5" WT: 205 THROWS: RIGHT BATS: RIGHT | | | | | | | | | | | | | BORN: 11-14-1966, Anchorage, AK | | | | | | | | | | | | | | | | | | | | | | | | | |
| 1997 PHILADELPHIA PHILLIES PITCHING RECORD | | | | | | | | | | | | | | | | | | | | | | | | | | | | | | | | | | | | | | |
| G | IP | W | L | R | ER | SO | BB | GS | CG | SHO | SV | ERA | G | IP | W | L | R | ER | SO | BB | GS | CG | SHO | SV | ERA | G | IP | W | L | R | ER | SO | BB | GS | CG</ | | | |

| <div>817</div> <div>PAUL SHUEY</div> <div>P</div> <div>HT: 6'3" WT: 215 THROWS: RIGHT BATS: RIGHT</div> <div>BORN: 9-16-1970, Lima, OH</div> <div>1997 CLEVELAND INDIANS PITCHING RECORD</div> <table><tr><th>G</th><th>IP</th><th>W</th><th>L</th><th>R</th><th>ER</th><th>SO</th><th>BB</th><th>GS</th><th>CG</th><th>SHO</th><th>SV</th><th>ERA</th></tr><tr><td>40</td><td>45.1</td><td>4</td><td>2</td><td>31</td><td>31</td><td>46</td><td>28</td><td>0</td><td>0</td><td>0</td><td>2</td><td>6.20</td></tr></table> <div>CARDBOARD BASEBALL RATINGS</div> <table><tr><td>ERA</td><td>W</td><td>BB</td><td>K</td></tr><tr><td>62</td><td>4</td><td>28</td><td>46</td></tr></table> | | | | | | | | | | | | | G | IP | W | L | R | ER | SO | BB | GS | CG | SHO | SV | ERA | 40 | 45.1 | 4 | 2 | 31 | 31 | 46 | 28 | 0 | 0 | 0 | 2 | 6.20 | ERA | W | BB | K | 62 | 4 | 28 | 46 | <div>821</div> <div>HEATHCLIFF SLOCUMB</div> <div>P</div> <div>HT: 6'3" WT: 180 THROWS: RIGHT BATS: RIGHT</div> <div>BORN: 6-7-1966, Jamaica, NY</div> <div>1997 SEATTLE MARINERS PITCHING RECORD</div> <table><tr><th>G</th><th>IP</th><th>W</th><th>L</th><th>R</th><th>ER</th><th>SO</th><th>BB</th><th>GS</th><th>CG</th><th>SHO</th><th>SV</th><th>ERA</th></tr><tr><td>76</td><td>75.1</td><td>0</td><td>9</td><td>45</td><td>43</td><td>64</td><td>49</td><td>0</td><td>0</td><td>0</td><td>27</td><td>5.16</td></tr></table> <div>CARDBOARD BASEBALL RATINGS</div> <table><tr><td>ERA</td><td>W</td><td>BB</td><td>K</td></tr><tr><td>51</td><td>0</td><td>49</td><td>64</td></tr></table> | | | | | | | | | | | | | G | IP | W | L | R | ER | SO | BB | GS | CG | SHO | SV | ERA | 76 | 75.1 | 0 | 9 | 45 | 43 | 64 | 49 | 0 | 0 | 0 | 27 | 5.16 | ERA | W | BB | K | 51 | 0 | 49 | 64 |
|---|-------|----|-----|----|----|-----|----|----|----|-----|----|------|---|----|---|---|---|----|----|----|----|----|-----|----|-----|----|------|---|---|----|----|----|----|---|---|---|---|------|-----|---|----|---|----|---|----|----|--|--|--|--|--|--|--|--|--|--|--|--|--|---|----|---|---|---|----|----|----|----|----|-----|----|-----|----|-------|----|----|----|----|-----|----|----|---|---|----|------|-----|---|----|---|----|----|----|-----|
| G | IP | W | L | R | ER | SO | BB | GS | CG | SHO | SV | ERA | | | | | | | | | | | | | | | | | | | | | | | | | | | | | | | | | | | | | | | | | | | | | | | | | | | | | | | | | | | | | | | | | | | | | | | | | | | | | | | | | |
| 40 | 45.1 | 4 | 2 | 31 | 31 | 46 | 28 | 0 | 0 | 0 | 2 | 6.20 | | | | | | | | | | | | | | | | | | | | | | | | | | | | | | | | | | | | | | | | | | | | | | | | | | | | | | | | | | | | | | | | | | | | | | | | | | | | | | | | | |
| ERA | W | BB | K | | | | | | | | | | | | | | | | | | | | | | | | | | | | | | | | | | | | | | | | | | | | | | | | | | | | | | | | | | | | | | | | | | | | | | | | | | | | | | | | | | | | | | | | | | |
| 62 | 4 | 28 | 46 | | | | | | | | | | | | | | | | | | | | | | | | | | | | | | | | | | | | | | | | | | | | | | | | | | | | | | | | | | | | | | | | | | | | | | | | | | | | | | | | | | | | | | | | | | |
| G | IP | W | L | R | ER | SO | BB | GS | CG | SHO | SV | ERA | | | | | | | | | | | | | | | | | | | | | | | | | | | | | | | | | | | | | | | | | | | | | | | | | | | | | | | | | | | | | | | | | | | | | | | | | | | | | | | | | |
| 76 | 75.1 | 0 | 9 | 45 | 43 | 64 | 49 | 0 | 0 | 0 | 27 | 5.16 | | | | | | | | | | | | | | | | | | | | | | | | | | | | | | | | | | | | | | | | | | | | | | | | | | | | | | | | | | | | | | | | | | | | | | | | | | | | | | | | | |
| ERA | W | BB | K | | | | | | | | | | | | | | | | | | | | | | | | | | | | | | | | | | | | | | | | | | | | | | | | | | | | | | | | | | | | | | | | | | | | | | | | | | | | | | | | | | | | | | | | | | |
| 51 | 0 | 49 | 64 | | | | | | | | | | | | | | | | | | | | | | | | | | | | | | | | | | | | | | | | | | | | | | | | | | | | | | | | | | | | | | | | | | | | | | | | | | | | | | | | | | | | | | | | | | |
| <div>818</div> <div>JOSE SILVA</div> <div>P</div> <div>HT: 6'6" WT: 235 THROWS: RIGHT BATS: RIGHT</div> <div>BORN: 12-19-1973, Tijuana, 02, Mexico</div> <div>1997 PITTSBURGH PIRATES PITCHING RECORD</div> <table><tr><th>G</th><th>IP</th><th>W</th><th>L</th><th>R</th><th>ER</th><th>SO</th><th>BB</th><th>GS</th><th>CG</th><th>SHO</th><th>SV</th><th>ERA</th></tr><tr><td>11</td><td>36.1</td><td>2</td><td>1</td><td>26</td><td>24</td><td>30</td><td>16</td><td>4</td><td>0</td><td>0</td><td>0</td><td>5.94</td></tr></table> <div>CARDBOARD BASEBALL RATINGS</div> <table><tr><td>ERA</td><td>W</td><td>BB</td><td>K</td></tr><tr><td>59</td><td>2</td><td>16</td><td>30</td></tr></table> | | | | | | | | | | | | | G | IP | W | L | R | ER | SO | BB | GS | CG | SHO | SV | ERA | 11 | 36.1 | 2 | 1 | 26 | 24 | 30 | 16 | 4 | 0 | 0 | 0 | 5.94 | ERA | W | BB | K | 59 | 2 | 16 | 30 | <div>822</div> <div>AARON SMALL</div> <div>P</div> <div>HT: 6'5" WT: 200 THROWS: RIGHT BATS: RIGHT</div> <div>BORN: 11-23-1971, Oxnard, CA</div> <div>1997 OAKLAND ATHLETICS PITCHING RECORD</div> <table><tr><th>G</th><th>IP</th><th>W</th><th>L</th><th>R</th><th>ER</th><th>SO</th><th>BB</th><th>GS</th><th>CG</th><th>SHO</th><th>SV</th><th>ERA</th></tr><tr><td>71</td><td>96.2</td><td>9</td><td>5</td><td>50</td><td>46</td><td>57</td><td>40</td><td>0</td><td>0</td><td>0</td><td>4</td><td>4.28</td></tr></table> <div>CARDBOARD BASEBALL RATINGS</div> <table><tr><td>ERA</td><td>W</td><td>BB</td><td>K</td></tr><tr><td>42</td><td>9</td><td>40</td><td>57</td></tr></table> | | | | | | | | | | | | | G | IP | W | L | R | ER | SO | BB | GS | CG | SHO | SV | ERA | 71 | 96.2 | 9 | 5 | 50 | 46 | 57 | 40 | 0 | 0 | 0 | 4 | 4.28 | ERA | W | BB | K | 42 | 9 | 40 | 57 |
| G | IP | W | L | R | ER | SO | BB | GS | CG | SHO | SV | ERA | | | | | | | | | | | | | | | | | | | | | | | | | | | | | | | | | | | | | | | | | | | | | | | | | | | | | | | | | | | | | | | | | | | | | | | | | | | | | | | | | |
| 11 | 36.1 | 2 | 1 | 26 | 24 | 30 | 16 | 4 | 0 | 0 | 0 | 5.94 | | | | | | | | | | | | | | | | | | | | | | | | | | | | | | | | | | | | | | | | | | | | | | | | | | | | | | | | | | | | | | | | | | | | | | | | | | | | | | | | | |
| ERA | W | BB | K | | | | | | | | | | | | | | | | | | | | | | | | | | | | | | | | | | | | | | | | | | | | | | | | | | | | | | | | | | | | | | | | | | | | | | | | | | | | | | | | | | | | | | | | | | |
| 59 | 2 | 16 | 30 | | | | | | | | | | | | | | | | | | | | | | | | | | | | | | | | | | | | | | | | | | | | | | | | | | | | | | | | | | | | | | | | | | | | | | | | | | | | | | | | | | | | | | | | | | |
| G | IP | W | L | R | ER | SO | BB | GS | CG | SHO | SV | ERA | | | | | | | | | | | | | | | | | | | | | | | | | | | | | | | | | | | | | | | | | | | | | | | | | | | | | | | | | | | | | | | | | | | | | | | | | | | | | | | | | |
| 71 | 96.2 | 9 | 5 | 50 | 46 | 57 | 40 | 0 | 0 | 0 | 4 | 4.28 | | | | | | | | | | | | | | | | | | | | | | | | | | | | | | | | | | | | | | | | | | | | | | | | | | | | | | | | | | | | | | | | | | | | | | | | | | | | | | | | | |
| ERA | W | BB | K | | | | | | | | | | | | | | | | | | | | | | | | | | | | | | | | | | | | | | | | | | | | | | | | | | | | | | | | | | | | | | | | | | | | | | | | | | | | | | | | | | | | | | | | | | |
| 42 | 9 | 40 | 57 | | | | | | | | | | | | | | | | | | | | | | | | | | | | | | | | | | | | | | | | | | | | | | | | | | | | | | | | | | | | | | | | | | | | | | | | | | | | | | | | | | | | | | | | | | |
| <div>819</div> <div>BILL SIMAS</div> <div>P</div> <div>HT: 5'7" WT: 187 THROWS: RIGHT BATS: LEFT</div> <div>BORN: 11-28-1971, Hanford, CA</div> <div>1997 CHICAGO WHITE SOX PITCHING RECORD</div> <table><tr><th>G</th><th>IP</th><th>W</th><th>L</th><th>R</th><th>ER</th><th>SO</th><th>BB</th><th>GS</th><th>CG</th><th>SHO</th><th>SV</th><th>ERA</th></tr><tr><td>40</td><td>41.1</td><td>3</td><td>1</td><td>23</td><td>19</td><td>38</td><td>24</td><td>0</td><td>0</td><td>0</td><td>1</td><td>4.14</td></tr></table> <div>CARDBOARD BASEBALL RATINGS</div> <table><tr><td>ERA</td><td>W</td><td>BB</td><td>K</td></tr><tr><td>41</td><td>3</td><td>24</td><td>38</td></tr></table> | | | | | | | | | | | | | G | IP | W | L | R | ER | SO | BB | GS | CG | SHO | SV | ERA | 40 | 41.1 | 3 | 1 | 23 | 19 | 38 | 24 | 0 | 0 | 0 | 1 | 4.14 | ERA | W | BB | K | 41 | 3 | 24 | 38 | <div>823</div> <div>JOHN SMILEY</div> <div>P</div> <div>HT: 6'4" WT: 180 THROWS: LEFT BATS: LEFT</div> <div>BORN: 3-17-1965, Phoenixville, PA</div> <div>1997 CLEVELAND INDIANS PITCHING RECORD</div> <table><tr><th>G</th><th>IP</th><th>W</th><th>L</th><th>R</th><th>ER</th><th>SO</th><th>BB</th><th>GS</th><th>CG</th><th>SHO</th><th>SV</th><th>ERA</th></tr><tr><td>26</td><td>154.1</td><td>11</td><td>14</td><td>99</td><td>91</td><td>120</td><td>41</td><td>26</td><td>0</td><td>0</td><td>0</td><td>5.31</td></tr></table> <div>CARDBOARD BASEBALL RATINGS</div> <table><tr><td>ERA</td><td>W</td><td>BB</td><td>K</td></tr><tr><td>53</td><td>11</td><td>41</td><td>120</td></tr></table> | | | | | | | | | | | | | G | IP | W | L | R | ER | SO | BB | GS | CG | SHO | SV | ERA | 26 | 154.1 | 11 | 14 | 99 | 91 | 120 | 41 | 26 | 0 | 0 | 0 | 5.31 | ERA | W | BB | K | 53 | 11 | 41 | 120 |
| G | IP | W | L | R | ER | SO | BB | GS | CG | SHO | SV | ERA | | | | | | | | | | | | | | | | | | | | | | | | | | | | | | | | | | | | | | | | | | | | | | | | | | | | | | | | | | | | | | | | | | | | | | | | | | | | | | | | | |
| 40 | 41.1 | 3 | 1 | 23 | 19 | 38 | 24 | 0 | 0 | 0 | 1 | 4.14 | | | | | | | | | | | | | | | | | | | | | | | | | | | | | | | | | | | | | | | | | | | | | | | | | | | | | | | | | | | | | | | | | | | | | | | | | | | | | | | | | |
| ERA | W | BB | K | | | | | | | | | | | | | | | | | | | | | | | | | | | | | | | | | | | | | | | | | | | | | | | | | | | | | | | | | | | | | | | | | | | | | | | | | | | | | | | | | | | | | | | | | | |
| 41 | 3 | 24 | 38 | | | | | | | | | | | | | | | | | | | | | | | | | | | | | | | | | | | | | | | | | | | | | | | | | | | | | | | | | | | | | | | | | | | | | | | | | | | | | | | | | | | | | | | | | | |
| G | IP | W | L | R | ER | SO | BB | GS | CG | SHO | SV | ERA | | | | | | | | | | | | | | | | | | | | | | | | | | | | | | | | | | | | | | | | | | | | | | | | | | | | | | | | | | | | | | | | | | | | | | | | | | | | | | | | | |
| 26 | 154.1 | 11 | 14 | 99 | 91 | 120 | 41 | 26 | 0 | 0 | 0 | 5.31 | | | | | | | | | | | | | | | | | | | | | | | | | | | | | | | | | | | | | | | | | | | | | | | | | | | | | | | | | | | | | | | | | | | | | | | | | | | | | | | | | |
| ERA | W | BB | K | | | | | | | | | | | | | | | | | | | | | | | | | | | | | | | | | | | | | | | | | | | | | | | | | | | | | | | | | | | | | | | | | | | | | | | | | | | | | | | | | | | | | | | | | | |
| 53 | 11 | 41 | 120 | | | | | | | | | | | | | | | | | | | | | | | | | | | | | | | | | | | | | | | | | | | | | | | | | | | | | | | | | | | | | | | | | | | | | | | | | | | | | | | | | | | | | | | | | | |
| <div>820</div> <div>MIKE SIROTKA</div> <div>P</div> <div>HT: 6'1" WT: 190 THROWS: LEFT BATS: LEFT</div> <div>BORN: 5-13-1971, Houston, TX</div> <div>1997 CHICAGO WHITE SOX PITCHING RECORD</div> <table><tr><th>G</th><th>IP</th><th>W</th><th>L</th><th>R</th><th>ER</th><th>SO</th><th>BB</th><th>GS</th><th>CG</th><th>SHO</th><th>SV</th><th>ERA</th></tr><tr><td>7</td><td>32.1</td><td>3</td><td>0</td><td>9</td><td>8</td><td>24</td><td>5</td><td>4</td><td>0</td><td>0</td><td>0</td><td>2.25</td></tr></table> <div>CARDBOARD BASEBALL RATINGS</div> <table><tr><td>ERA</td><td>W</td><td>BB</td><td>K</td></tr><tr><td>22</td><td>3</td><td>5</td><td>24</td></tr></table> | | | | | | | | | | | | | G | IP | W | L | R | ER | SO | BB | GS | CG | SHO | SV | ERA | 7 | 32.1 | 3 | 0 | 9 | 8 | 24 | 5 | 4 | 0 | 0 | 0 | 2.25 | ERA | W | BB | K | 22 | 3 | 5 | 24 | <div>824</div> <div>LEE SMITH</div> <div>P</div> <div>HT: 6'5" WT: 220 THROWS: RIGHT BATS: RIGHT</div> <div>BORN: 12-4-1957, Shreveport, LA</div> <div>1997 MONTREAL EXPOS PITCHING RECORD</div> <table><tr><th>G</th><th>IP</th><th>W</th><th>L</th><th>R</th><th>ER</th><th>SO</th><th>BB</th><th>GS</th><th>CG</th><th>SHO</th><th>SV</th><th>ERA</th></tr><tr><td>25</td><td>21.2</td><td>0</td><td>1</td><td>16</td><td>14</td><td>15</td><td>8</td><td>0</td><td>0</td><td>0</td><td>5</td><td>5.82</td></tr></table> <div>CARDBOARD BASEBALL RATINGS</div> <table><tr><td>ERA</td><td>W</td><td>BB</td><td>K</td></tr><tr><td>58</td><td>0</td><td>8</td><td>15</td></tr></table> | | | | | | | | | | | | | G | IP | W | L | R | ER | SO | BB | GS | CG | SHO | SV | ERA | 25 | 21.2 | 0 | 1 | 16 | 14 | 15 | 8 | 0 | 0 | 0 | 5 | 5.82 | ERA | W | BB | K | 58 | 0 | 8 | 15 |
| G | IP | W | L | R | ER | SO | BB | GS | CG | SHO | SV | ERA | | | | | | | | | | | | | | | | | | | | | | | | | | | | | | | | | | | | | | | | | | | | | | | | | | | | | | | | | | | | | | | | | | | | | | | | | | | | | | | | | |
| 7 | 32.1 | 3 | 0 | 9 | 8 | 24 | 5 | 4 | 0 | 0 | 0 | 2.25 | | | | | | | | | | | | | | | | | | | | | | | | | | | | | | | | | | | | | | | | | | | | | | | | | | | | | | | | | | | | | | | | | | | | | | | | | | | | | | | | | |
| ERA | W | BB | K | | | | | | | | | | | | | | | | | | | | | | | | | | | | | | | | | | | | | | | | | | | | | | | | | | | | | | | | | | | | | | | | | | | | | | | | | | | | | | | | | | | | | | | | | | |
| 22 | 3 | 5 | 24 | | | | | | | | | | | | | | | | | | | | | | | | | | | | | | | | | | | | | | | | | | | | | | | | | | | | | | | | | | | | | | | | | | | | | | | | | | | | | | | | | | | | | | | | | | |
| G | IP | W | L | R | ER | SO | BB | GS | CG | SHO | SV | ERA | | | | | | | | | | | | | | | | | | | | | | | | | | | | | | | | | | | | | | | | | | | | | | | | | | | | | | | | | | | | | | | | | | | | | | | | | | | | | | | | | |
| 25 | 21.2 | 0 | 1 | 16 | 14 | 15 | 8 | 0 | 0 | 0 | 5 | 5.82 | | | | | | | | | | | | | | | | | | | | | | | | | | | | | | | | | | | | | | | | | | | | | | | | | | | | | | | | | | | | | | | | | | | | | | | | | | | | | | | | | |
| ERA | W | BB | K | | | | | | | | | | | | | | | | | | | | | | | | | | | | | | | | | | | | | | | | | | | | | | | | | | | | | | | | | | | | | | | | | | | | | | | | | | | | | | | | | | | | | | | | | | |
| 58 | 0 | 8 | 15 | | | | | | | | | | | | | | | | | | | | | | | | | | | | | | | | | | | | | | | | | | | | | | | | | | | | | | | | | | | | | | | | | | | | | | | | | | | | | | | | | | | | | | | | | | |

| | | | | | | | | | | | | | | | | | | | | | | | | | | | | | | | | | | | | | | | | | | | | | | | | | | | |
|--|-------|---|---|----|----|----|----|----|----|-----|----|------|-------------------------------|------|---|---|----|----|----|----|----|----|-----|----|------|----|--|--|--|--|--|--|--|--|--|--|--|--|----|--|--|--|--|--|--|--|--|--|--|--|--|
| 825 | | | | | | | | | | | | | PETE SMITH | | | | | | | | | | | | | P | | | | | | | | | | | | | | | | | | | | | | | | | |
| HT: 6'2" WT: 185 THROWS: RIGHT BATS: RIGHT | | | | | | | | | | | | | BORN: 2-27-1966, Abington, MA | | | | | | | | | | | | | | | | | | | | | | | | | | | | | | | | | | | | | | |
| 1997 SAN DIEGO PADRES PITCHING RECORD | | | | | | | | | | | | | | | | | | | | | | | | | | | | | | | | | | | | | | | | | | | | | | | | | | | |
| G | IP | W | L | R | ER | SO | BB | GS | CG | SHO | SV | ERA | G | IP | W | L | R | ER | SO | BB | GS | CG | SHO | SV | ERA | | | | | | | | | | | | | | | | | | | | | | | | | | |
| 37 | 118.1 | 7 | 6 | 66 | 63 | 68 | 52 | 15 | 0 | 0 | 1 | 4.81 | 76 | 81.2 | 4 | 8 | 45 | 43 | 67 | 27 | 0 | 0 | 0 | 1 | 4.74 | | | | | | | | | | | | | | | | | | | | | | | | | | |
| CARDBOARD BASEBALL RATINGS | | | | | | | | | | | | | | | | | | | | | | | | | | | | | | | | | | | | | | | | | | | | | | | | | | | |
| ERA | | | | | | | | | | | | | W | | | | | | | | | | | | | BB | | | | | | | | | | | | | K | | | | | | | | | | | | |
| 48 | | | | | | | | | | | | | 7 | | | | | | | | | | | | | 52 | | | | | | | | | | | | | 68 | | | | | | | | | | | | |

| | | | | | | | | | | | | | | | | | | | | | | | | | | | | | | | | | | | | | | | | | | | | | | | | | | | |
|--|-------|---|---|----|----|----|----|----|----|-----|----|------|--------------------------------|------|---|---|----|----|----|----|----|----|-----|----|------|----|--|--|--|--|--|--|--|--|--|--|--|--|----|--|--|--|--|--|--|--|--|--|--|--|--|
| 829 | | | | | | | | | | | | | JERRY SPRADLIN | | | | | | | | | | | | | P | | | | | | | | | | | | | | | | | | | | | | | | | |
| HT: 6'7" WT: 230 THROWS: RIGHT BATS: BOTH | | | | | | | | | | | | | BORN: 6-14-1967, Fullerton, CA | | | | | | | | | | | | | | | | | | | | | | | | | | | | | | | | | | | | | | |
| 1997 PHILADELPHIA PHILLIES PITCHING RECORD | | | | | | | | | | | | | | | | | | | | | | | | | | | | | | | | | | | | | | | | | | | | | | | | | | | |
| G | IP | W | L | R | ER | SO | BB | GS | CG | SHO | SV | ERA | G | IP | W | L | R | ER | SO | BB | GS | CG | SHO | SV | ERA | | | | | | | | | | | | | | | | | | | | | | | | | | |
| 37 | 118.1 | 7 | 6 | 66 | 63 | 68 | 52 | 15 | 0 | 0 | 1 | 4.81 | 76 | 81.2 | 4 | 8 | 45 | 43 | 67 | 27 | 0 | 0 | 0 | 1 | 4.74 | | | | | | | | | | | | | | | | | | | | | | | | | | |
| CARDBOARD BASEBALL RATINGS | | | | | | | | | | | | | | | | | | | | | | | | | | | | | | | | | | | | | | | | | | | | | | | | | | | |
| ERA | | | | | | | | | | | | | W | | | | | | | | | | | | | BB | | | | | | | | | | | | | K | | | | | | | | | | | | |
| 47 | | | | | | | | | | | | | 4 | | | | | | | | | | | | | 27 | | | | | | | | | | | | | 67 | | | | | | | | | | | | |

| | | | | | | | | | | | | | | | | | | | | | | | | | | | | | | | | | | | | | | | | | | | | | | | | | | | |
|--|-------|----|----|----|----|-----|----|----|----|-----|----|------|------------------------------|-------|---|---|-----|-----|----|----|----|----|-----|----|------|----|--|--|--|--|--|--|--|--|--|--|--|--|-----|--|--|--|--|--|--|--|--|--|--|--|--|
| 826 | | | | | | | | | | | | | JOHN SMOLTZ | | | | | | | | | | | | | P | | | | | | | | | | | | | | | | | | | | | | | | | |
| HT: 6'3" WT: 210 THROWS: RIGHT BATS: RIGHT | | | | | | | | | | | | | BORN: 5-15-1967, Detroit, MI | | | | | | | | | | | | | | | | | | | | | | | | | | | | | | | | | | | | | | |
| 1997 ATLANTA BRAVES PITCHING RECORD | | | | | | | | | | | | | | | | | | | | | | | | | | | | | | | | | | | | | | | | | | | | | | | | | | | |
| G | IP | W | L | R | ER | SO | BB | GS | CG | SHO | SV | ERA | G | IP | W | L | R | ER | SO | BB | GS | CG | SHO | SV | ERA | | | | | | | | | | | | | | | | | | | | | | | | | | |
| 35 | 256.1 | 15 | 12 | 97 | 86 | 241 | 63 | 35 | 7 | 2 | 0 | 3.02 | 32 | 194.2 | 9 | 9 | 118 | 112 | 75 | 73 | 28 | 3 | 1 | 0 | 5.18 | | | | | | | | | | | | | | | | | | | | | | | | | | |
| CARDBOARD BASEBALL RATINGS | | | | | | | | | | | | | | | | | | | | | | | | | | | | | | | | | | | | | | | | | | | | | | | | | | | |
| ERA | | | | | | | | | | | | | W | | | | | | | | | | | | | BB | | | | | | | | | | | | | K | | | | | | | | | | | | |
| 30 | | | | | | | | | | | | | 15 | | | | | | | | | | | | | 63 | | | | | | | | | | | | | 241 | | | | | | | | | | | | |

| | | | | | | | | | | | | | | | | | | | | | | | | | | | | | | | | | | | | | | | | | | | | | | | | | | | |
|---|-------|---|---|-----|-----|----|----|----|----|-----|----|------|-----------------------------|-------|---|---|-----|-----|----|----|----|----|-----|----|------|----|--|--|--|--|--|--|--|--|--|--|--|--|----|--|--|--|--|--|--|--|--|--|--|--|--|
| 830 | | | | | | | | | | | | | DENNIS SPRINGER | | | | | | | | | | | | | P | | | | | | | | | | | | | | | | | | | | | | | | | |
| HT: 5'10" WT: 185 THROWS: RIGHT BATS: RIGHT | | | | | | | | | | | | | BORN: 2-12-1965, Fresno, CA | | | | | | | | | | | | | | | | | | | | | | | | | | | | | | | | | | | | | | |
| 1997 ANAHEIM ANGELS PITCHING RECORD | | | | | | | | | | | | | | | | | | | | | | | | | | | | | | | | | | | | | | | | | | | | | | | | | | | |
| G | IP | W | L | R | ER | SO | BB | GS | CG | SHO | SV | ERA | G | IP | W | L | R | ER | SO | BB | GS | CG | SHO | SV | ERA | | | | | | | | | | | | | | | | | | | | | | | | | | |
| 32 | 194.2 | 9 | 9 | 118 | 112 | 75 | 73 | 28 | 3 | 1 | 0 | 5.18 | 32 | 194.2 | 9 | 9 | 118 | 112 | 75 | 73 | 28 | 3 | 1 | 0 | 5.18 | | | | | | | | | | | | | | | | | | | | | | | | | | |
| CARDBOARD BASEBALL RATINGS | | | | | | | | | | | | | | | | | | | | | | | | | | | | | | | | | | | | | | | | | | | | | | | | | | | |
| ERA | | | | | | | | | | | | | W | | | | | | | | | | | | | BB | | | | | | | | | | | | | K | | | | | | | | | | | | |
| 51 | | | | | | | | | | | | | 9 | | | | | | | | | | | | | 73 | | | | | | | | | | | | | 75 | | | | | | | | | | | | |

| | | | | | | | | | | | | | | | | | | | | | | | | | | | | | | | | | | | | | | | | | | | | | | | | | | | |
|---|------|---|---|----|----|----|----|----|----|-----|----|------|---------------------------------|------|---|---|----|----|----|----|----|----|-----|----|------|----|--|--|--|--|--|--|--|--|--|--|--|--|----|--|--|--|--|--|--|--|--|--|--|--|--|
| 827 | | | | | | | | | | | | | CLINT SODOWSKY | | | | | | | | | | | | | P | | | | | | | | | | | | | | | | | | | | | | | | | |
| HT: 6'3" WT: 180 THROWS: RIGHT BATS: LEFT | | | | | | | | | | | | | BORN: 7-13-1972, Ponca City, OK | | | | | | | | | | | | | | | | | | | | | | | | | | | | | | | | | | | | | | |
| 1997 PITTSBURGH PIRATES PITCHING RECORD | | | | | | | | | | | | | | | | | | | | | | | | | | | | | | | | | | | | | | | | | | | | | | | | | | | |
| G | IP | W | L | R | ER | SO | BB | GS | CG | SHO | SV | ERA | G | IP | W | L | R | ER | SO | BB | GS | CG | SHO | SV | ERA | | | | | | | | | | | | | | | | | | | | | | | | | | |
| 45 | 52.1 | 2 | 2 | 22 | 21 | 51 | 34 | 0 | 0 | 0 | 0 | 3.63 | 54 | 55.1 | 3 | 3 | 28 | 26 | 74 | 27 | 0 | 0 | 0 | 3 | 4.23 | | | | | | | | | | | | | | | | | | | | | | | | | | |
| CARDBOARD BASEBALL RATINGS | | | | | | | | | | | | | | | | | | | | | | | | | | | | | | | | | | | | | | | | | | | | | | | | | | | |
| ERA | | | | | | | | | | | | | W | | | | | | | | | | | | | BB | | | | | | | | | | | | | K | | | | | | | | | | | | |
| 36 | | | | | | | | | | | | | 2 | | | | | | | | | | | | | 34 | | | | | | | | | | | | | 51 | | | | | | | | | | | | |

| | | | | | | | | | | | | | | | | | | | | | | | | | | | | | | | | | | | | | | | | | | | | | | | | | | | |
|--|------|---|---|----|----|----|----|----|----|-----|----|------|---------------------------------|------|---|---|----|----|----|----|----|----|-----|----|------|----|--|--|--|--|--|--|--|--|--|--|--|--|----|--|--|--|--|--|--|--|--|--|--|--|--|
| 831 | | | | | | | | | | | | | RUSS SPRINGER | | | | | | | | | | | | | P | | | | | | | | | | | | | | | | | | | | | | | | | |
| HT: 6'4" WT: 225 THROWS: RIGHT BATS: RIGHT | | | | | | | | | | | | | BORN: 11-7-1968, Alexandria, LA | | | | | | | | | | | | | | | | | | | | | | | | | | | | | | | | | | | | | | |
| 1997 HOUSTON ASTROS PITCHING RECORD | | | | | | | | | | | | | | | | | | | | | | | | | | | | | | | | | | | | | | | | | | | | | | | | | | | |
| G | IP | W | L | R | ER | SO | BB | GS | CG | SHO | SV | ERA | G | IP | W | L | R | ER | SO | BB | GS | CG | SHO | SV | ERA | | | | | | | | | | | | | | | | | | | | | | | | | | |
| 54 | 55.1 | 3 | 3 | 28 | 26 | 74 | 27 | 0 | 0 | 0 | 3 | 4.23 | 54 | 55.1 | 3 | 3 | 28 | 26 | 74 | 27 | 0 | 0 | 0 | 3 | 4.23 | | | | | | | | | | | | | | | | | | | | | | | | | | |
| CARDBOARD BASEBALL RATINGS | | | | | | | | | | | | | | | | | | | | | | | | | | | | | | | | | | | | | | | | | | | | | | | | | | | |
| ERA | | | | | | | | | | | | | W | | | | | | | | | | | | | BB | | | | | | | | | | | | | K | | | | | | | | | | | | |
| 42 | | | | | | | | | | | | | 3 | | | | | | | | | | | | | 27 | | | | | | | | | | | | | 74 | | | | | | | | | | | | |

| | | | | | | | | | | | | | | | | | | | | | | | | | | | | | | | | | | | | | | | | | | | | | | | | | | | |
|---|------|---|---|----|----|----|----|----|----|-----|----|------|-----------------------------------|------|---|---|----|----|----|----|----|----|-----|----|------|----|--|--|--|--|--|--|--|--|--|--|--|--|----|--|--|--|--|--|--|--|--|--|--|--|--|
| 828 | | | | | | | | | | | | | PAUL SPOLJARIC | | | | | | | | | | | | | P | | | | | | | | | | | | | | | | | | | | | | | | | |
| HT: 6'3" WT: 205 THROWS: LEFT BATS: RIGHT | | | | | | | | | | | | | BORN: 9-24-1970, Kelowna, BC, CAN | | | | | | | | | | | | | | | | | | | | | | | | | | | | | | | | | | | | | | |
| 1997 SEATTLE MARINERS PITCHING RECORD | | | | | | | | | | | | | | | | | | | | | | | | | | | | | | | | | | | | | | | | | | | | | | | | | | | |
| G | IP | W | L | R | ER | SO | BB | GS | CG | SHO | SV | ERA | G | IP | W | L | R | ER | SO | BB | GS | CG | SHO | SV | ERA | | | | | | | | | | | | | | | | | | | | | | | | | | |
| 57 | 70.2 | 0 | 3 | 30 | 29 | 70 | 36 | 0 | 0 | 0 | 3 | 3.69 | 36 | 45.1 | 1 | 2 | 23 | 23 | 28 | 16 | 0 | 0 | 0 | 1 | 4.60 | | | | | | | | | | | | | | | | | | | | | | | | | | |
| CARDBOARD BASEBALL RATINGS | | | | | | | | | | | | | | | | | | | | | | | | | | | | | | | | | | | | | | | | | | | | | | | | | | | |
| ERA | | | | | | | | | | | | | W | | | | | | | | | | | | | BB | | | | | | | | | | | | | K | | | | | | | | | | | | |
| 36 | | | | | | | | | | | | | 0 | | | | | | | | | | | | | 36 | | | | | | | | | | | | | 70 | | | | | | | | | | | | |

| | | | | | | | | | | | | | | | | | | | | | | | | | | | | | | | | | | | | | | | | | | | | | | | | | | | |
|--|------|---|---|----|----|----|----|----|----|-----|----|------|-----------------------------|------|---|---|----|----|----|----|----|----|-----|----|------|----|--|--|--|--|--|--|--|--|--|--|--|--|----|--|--|--|--|--|--|--|--|--|--|--|--|
| 832 | | | | | | | | | | | | | ROB STANIFER | | | | | | | | | | | | | P | | | | | | | | | | | | | | | | | | | | | | | | | |
| HT: 6'3" WT: 205 THROWS: RIGHT BATS: RIGHT | | | | | | | | | | | | | BORN: 3-10-1972, Easley, SC | | | | | | | | | | | | | | | | | | | | | | | | | | | | | | | | | | | | | | |
| 1997 FLORIDA MARLINS PITCHING RECORD | | | | | | | | | | | | | | | | | | | | | | | | | | | | | | | | | | | | | | | | | | | | | | | | | | | |
| G | IP | W | L | R | ER | SO | BB | GS | CG | SHO | SV | ERA | G | IP | W | L | R | ER | SO | BB | GS | CG | SHO | SV | ERA | | | | | | | | | | | | | | | | | | | | | | | | | | |
| 36 | 45.1 | 1 | 2 | 23 | 23 | 28 | 16 | 0 | 0 | 0 | 1 | 4.60 | 36 | 45.1 | 1 | 2 | 23 | 23 | 28 | 16 | 0 | 0 | 0 | 1 | 4.60 | | | | | | | | | | | | | | | | | | | | | | | | | | |
| CARDBOARD BASEBALL RATINGS | | | | | | | | | | | | | | | | | | | | | | | | | | | | | | | | | | | | | | | | | | | | | | | | | | | |
| ERA | | | | | | | | | | | | | W | | | | | | | | | | | | | BB | | | | | | | | | | | | | K | | | | | | | | | | | | |
| 46 | | | | | | | | | | | | | 1 | | | | | | | | | | | | | 16 | | | | | | | | | | | | | 28 | | | | | | | | | | | | |

| | | | | | | | | | | | | | | | | | | | | | | | | | | | | | | | | | | | | | | | | | | | | | | | | | | | |
|--|------|---|---|----|----|----|----|----|----|-----|----|------|-----------------------------|------|---|---|----|----|----|----|----|----|-----|----|------|----|----|---|---|---|----|----|----|----|----|-----|----|-----|----|--|--|--|--|--|--|--|--|--|--|--|--|
| 833 | | | | | | | | | | | | | MIKE STANTON | | | | | | | | | | | | | P | | | | | | | | | | | | | | | | | | | | | | | | | |
| HT: 6'1" WT: 190 THROWS: LEFT BATS: LEFT | | | | | | | | | | | | | BORN: 6-2-1967, Houston, TX | | | | | | | | | | | | | | | | | | | | | | | | | | | | | | | | | | | | | | |
| 1997 NEW YORK YANKEES PITCHING RECORD | | | | | | | | | | | | | | | | | | | | | | | | | | | | | | | | | | | | | | | | | | | | | | | | | | | |
| G | IP | W | L | R | ER | SO | BB | GS | CG | SHO | SV | ERA | G | IP | W | L | R | ER | SO | BB | GS | CG | SHO | SV | ERA | G | IP | W | L | R | ER | SO | BB | GS | CG | SHO | SV | ERA | | | | | | | | | | | | | |
| 64 | 66.2 | 6 | 1 | 19 | 19 | 70 | 34 | 0 | 0 | 0 | 3 | 2.57 | 9 | 32.2 | 1 | 1 | 30 | 30 | 18 | 18 | 5 | 0 | 0 | 0 | 8.27 | | | | | | | | | | | | | | | | | | | | | | | | | | |
| CARDBOARD BASEBALL RATINGS | | | | | | | | | | | | | | | | | | | | | | | | | | | | | | | | | | | | | | | | | | | | | | | | | | | |
| ERA | | | | | | | | | | | | | W | | | | | | | | | | | | | BB | | | | | | | | | | | | | K | | | | | | | | | | | | |
| 25 | | | | | | | | | | | | | 6 | | | | | | | | | | | | | 34 | | | | | | | | | | | | | 70 | | | | | | | | | | | | |

| | | | | | | | | | | | | | | | | | | | | | | | | | | | | | | | | | | | | | | | | | | | | | | | | | | | |
|--|------|---|---|----|----|----|----|----|----|-----|----|------|---------------------------------|------|---|---|----|----|----|----|----|----|-----|----|------|----|----|---|---|---|----|----|----|----|----|-----|----|-----|----|--|--|--|--|--|--|--|--|--|--|--|--|
| 837 | | | | | | | | | | | | | TANYON STURTZE | | | | | | | | | | | | | P | | | | | | | | | | | | | | | | | | | | | | | | | |
| HT: 6'5" WT: 190 THROWS: RIGHT BATS: RIGHT | | | | | | | | | | | | | BORN: 10-12-1970, Worcester, MA | | | | | | | | | | | | | | | | | | | | | | | | | | | | | | | | | | | | | | |
| 1997 TEXAS RANGERS PITCHING RECORD | | | | | | | | | | | | | | | | | | | | | | | | | | | | | | | | | | | | | | | | | | | | | | | | | | | |
| G | IP | W | L | R | ER | SO | BB | GS | CG | SHO | SV | ERA | G | IP | W | L | R | ER | SO | BB | GS | CG | SHO | SV | ERA | G | IP | W | L | R | ER | SO | BB | GS | CG | SHO | SV | ERA | | | | | | | | | | | | | |
| 64 | 66.2 | 6 | 1 | 19 | 19 | 70 | 34 | 0 | 0 | 0 | 3 | 2.57 | 9 | 32.2 | 1 | 1 | 30 | 30 | 18 | 18 | 5 | 0 | 0 | 0 | 8.27 | | | | | | | | | | | | | | | | | | | | | | | | | | |
| CARDBOARD BASEBALL RATINGS | | | | | | | | | | | | | | | | | | | | | | | | | | | | | | | | | | | | | | | | | | | | | | | | | | | |
| ERA | | | | | | | | | | | | | W | | | | | | | | | | | | | BB | | | | | | | | | | | | | K | | | | | | | | | | | | |
| 82 | | | | | | | | | | | | | 1 | | | | | | | | | | | | | 18 | | | | | | | | | | | | | 18 | | | | | | | | | | | | |

| | | | | | | | | | | | | | | | | | | | | | | | | | | | | | | | | | | | | | | | | | | | | | | | | | | | |
|--|-------|---|---|----|----|----|----|----|----|-----|----|------|---------------------------------|------|---|---|----|----|----|----|----|----|-----|----|------|----|----|---|---|---|----|----|----|----|----|-----|----|-----|----|--|--|--|--|--|--|--|--|--|--|--|--|
| 834 | | | | | | | | | | | | | GARRETT STEPHENSON | | | | | | | | | | | | | P | | | | | | | | | | | | | | | | | | | | | | | | | |
| HT: 6'4" WT: 195 THROWS: RIGHT BATS: RIGHT | | | | | | | | | | | | | BORN: 1-2-1972, Takoma Park, MD | | | | | | | | | | | | | | | | | | | | | | | | | | | | | | | | | | | | | | |
| 1997 PHILADELPHIA PHILLIES PITCHING RECORD | | | | | | | | | | | | | | | | | | | | | | | | | | | | | | | | | | | | | | | | | | | | | | | | | | | |
| G | IP | W | L | R | ER | SO | BB | GS | CG | SHO | SV | ERA | G | IP | W | L | R | ER | SO | BB | GS | CG | SHO | SV | ERA | G | IP | W | L | R | ER | SO | BB | GS | CG | SHO | SV | ERA | | | | | | | | | | | | | |
| 20 | 117.1 | 8 | 6 | 45 | 41 | 81 | 38 | 18 | 2 | 0 | 0 | 3.15 | 59 | 97.1 | 5 | 3 | 36 | 35 | 96 | 30 | 0 | 0 | 0 | 1 | 3.24 | | | | | | | | | | | | | | | | | | | | | | | | | | |
| CARDBOARD BASEBALL RATINGS | | | | | | | | | | | | | | | | | | | | | | | | | | | | | | | | | | | | | | | | | | | | | | | | | | | |
| ERA | | | | | | | | | | | | | W | | | | | | | | | | | | | BB | | | | | | | | | | | | | K | | | | | | | | | | | | |
| 31 | | | | | | | | | | | | | 8 | | | | | | | | | | | | | 38 | | | | | | | | | | | | | 81 | | | | | | | | | | | | |

| | | | | | | | | | | | | | | | | | | | | | | | | | | | | | | | | | | | | | | | | | | | | | | | | | | | |
|--|-------|---|---|----|----|----|----|----|----|-----|----|------|---------------------------------|------|---|---|----|----|----|----|----|----|-----|----|------|----|----|---|---|---|----|----|----|----|----|-----|----|-----|----|--|--|--|--|--|--|--|--|--|--|--|--|
| 838 | | | | | | | | | | | | | SCOTT SULLIVAN | | | | | | | | | | | | | P | | | | | | | | | | | | | | | | | | | | | | | | | |
| HT: 6'3" WT: 210 THROWS: RIGHT BATS: RIGHT | | | | | | | | | | | | | BORN: 3-13-1971, Tuscaloosa, AL | | | | | | | | | | | | | | | | | | | | | | | | | | | | | | | | | | | | | | |
| 1997 CINCINNATI REDS PITCHING RECORD | | | | | | | | | | | | | | | | | | | | | | | | | | | | | | | | | | | | | | | | | | | | | | | | | | | |
| G | IP | W | L | R | ER | SO | BB | GS | CG | SHO | SV | ERA | G | IP | W | L | R | ER | SO | BB | GS | CG | SHO | SV | ERA | G | IP | W | L | R | ER | SO | BB | GS | CG | SHO | SV | ERA | | | | | | | | | | | | | |
| 20 | 117.1 | 8 | 6 | 45 | 41 | 81 | 38 | 18 | 2 | 0 | 0 | 3.15 | 59 | 97.1 | 5 | 3 | 36 | 35 | 96 | 30 | 0 | 0 | 0 | 1 | 3.24 | | | | | | | | | | | | | | | | | | | | | | | | | | |
| CARDBOARD BASEBALL RATINGS | | | | | | | | | | | | | | | | | | | | | | | | | | | | | | | | | | | | | | | | | | | | | | | | | | | |
| ERA | | | | | | | | | | | | | W | | | | | | | | | | | | | BB | | | | | | | | | | | | | K | | | | | | | | | | | | |
| 32 | | | | | | | | | | | | | 5 | | | | | | | | | | | | | 30 | | | | | | | | | | | | | 96 | | | | | | | | | | | | |

| | | | | | | | | | | | | | | | | | | | | | | | | | | | | | | | | | | | | | | | | | | | | | | | | | | | |
|--|------|---|---|----|----|----|----|----|----|-----|----|------|-------------------------------|-------|---|---|----|----|----|----|----|----|-----|----|------|----|----|---|---|---|----|----|----|----|----|-----|----|-----|----|--|--|--|--|--|--|--|--|--|--|--|--|
| 835 | | | | | | | | | | | | | DAVE STEVENS | | | | | | | | | | | | | P | | | | | | | | | | | | | | | | | | | | | | | | | |
| HT: 6'3" WT: 210 THROWS: RIGHT BATS: RIGHT | | | | | | | | | | | | | BORN: 3-4-1970, Fullerton, CA | | | | | | | | | | | | | | | | | | | | | | | | | | | | | | | | | | | | | | |
| 1997 CHICAGO CUBS PITCHING RECORD | | | | | | | | | | | | | | | | | | | | | | | | | | | | | | | | | | | | | | | | | | | | | | | | | | | |
| G | IP | W | L | R | ER | SO | BB | GS | CG | SHO | SV | ERA | G | IP | W | L | R | ER | SO | BB | GS | CG | SHO | SV | ERA | G | IP | W | L | R | ER | SO | BB | GS | CG | SHO | SV | ERA | | | | | | | | | | | | | |
| 16 | 32.1 | 1 | 5 | 34 | 33 | 29 | 26 | 6 | 0 | 0 | 0 | 9.19 | 23 | 112.1 | 7 | 3 | 75 | 71 | 67 | 36 | 22 | 0 | 0 | 0 | 5.69 | | | | | | | | | | | | | | | | | | | | | | | | | | |
| CARDBOARD BASEBALL RATINGS | | | | | | | | | | | | | | | | | | | | | | | | | | | | | | | | | | | | | | | | | | | | | | | | | | | |
| ERA | | | | | | | | | | | | | W | | | | | | | | | | | | | BB | | | | | | | | | | | | | K | | | | | | | | | | | | |
| 91 | | | | | | | | | | | | | 1 | | | | | | | | | | | | | 26 | | | | | | | | | | | | | 29 | | | | | | | | | | | | |

| | | | | | | | | | | | | | | | | | | | | | | | | | | | | | | | | | | | | | | | | | | | | | | | | | | | |
|--|------|---|---|----|----|----|----|----|----|-----|----|------|-----------------------------------|-------|---|---|----|----|----|----|----|----|-----|----|------|----|----|---|---|---|----|----|----|----|----|-----|----|-----|----|--|--|--|--|--|--|--|--|--|--|--|--|
| 839 | | | | | | | | | | | | | JEFF SUPPAN | | | | | | | | | | | | | P | | | | | | | | | | | | | | | | | | | | | | | | | |
| HT: 6'2" WT: 230 THROWS: RIGHT BATS: RIGHT | | | | | | | | | | | | | BORN: 1-2-1975, Oklahoma City, OK | | | | | | | | | | | | | | | | | | | | | | | | | | | | | | | | | | | | | | |
| 1997 BOSTON RED SOX PITCHING RECORD | | | | | | | | | | | | | | | | | | | | | | | | | | | | | | | | | | | | | | | | | | | | | | | | | | | |
| G | IP | W | L | R | ER | SO | BB | GS | CG | SHO | SV | ERA | G | IP | W | L | R | ER | SO | BB | GS | CG | SHO | SV | ERA | G | IP | W | L | R | ER | SO | BB | GS | CG | SHO | SV | ERA | | | | | | | | | | | | | |
| 16 | 32.1 | 1 | 5 | 34 | 33 | 29 | 26 | 6 | 0 | 0 | 0 | 9.19 | 23 | 112.1 | 7 | 3 | 75 | 71 | 67 | 36 | 22 | 0 | 0 | 0 | 5.69 | | | | | | | | | | | | | | | | | | | | | | | | | | |
| CARDBOARD BASEBALL RATINGS | | | | | | | | | | | | | | | | | | | | | | | | | | | | | | | | | | | | | | | | | | | | | | | | | | | |
| ERA | | | | | | | | | | | | | W | | | | | | | | | | | | | BB | | | | | | | | | | | | | K | | | | | | | | | | | | |
| 56 | | | | | | | | | | | | | 7 | | | | | | | | | | | | | 36 | | | | | | | | | | | | | 67 | | | | | | | | | | | | |

| | | | | | | | | | | | | | | | | | | | | | | | | | | | | | | | | | | | | | | | | | | | | | | | | | | | |
|---|-------|----|---|----|----|-----|----|----|----|-----|----|------|--------------------------------|------|---|---|----|----|----|----|----|----|-----|----|------|----|----|---|---|---|----|----|----|----|----|-----|----|-----|-----|--|--|--|--|--|--|--|--|--|--|--|--|
| 836 | | | | | | | | | | | | | TODD STOTTLEMYRE | | | | | | | | | | | | | P | | | | | | | | | | | | | | | | | | | | | | | | | |
| HT: 6'3" WT: 195 THROWS: RIGHT BATS: LEFT | | | | | | | | | | | | | BORN: 5-20-1965, Sunnyside, WA | | | | | | | | | | | | | | | | | | | | | | | | | | | | | | | | | | | | | | |
| 1997 ST. LOUIS CARDINALS PITCHING RECORD | | | | | | | | | | | | | | | | | | | | | | | | | | | | | | | | | | | | | | | | | | | | | | | | | | | |
| G | IP | W | L | R | ER | SO | BB | GS | CG | SHO | SV | ERA | G | IP | W | L | R | ER | SO | BB | GS | CG | SHO | SV | ERA | G | IP | W | L | R | ER | SO | BB | GS | CG | SHO | SV | ERA | | | | | | | | | | | | | |
| 28 | 181.1 | 12 | 9 | 86 | 78 | 160 | 65 | 28 | 0 | 0 | 0 | 3.88 | 14 | 65.1 | 4 | 6 | 57 | 46 | 29 | 26 | 13 | 0 | 0 | 0 | 6.34 | | | | | | | | | | | | | | | | | | | | | | | | | | |
| CARDBOARD BASEBALL RATINGS | | | | | | | | | | | | | | | | | | | | | | | | | | | | | | | | | | | | | | | | | | | | | | | | | | | |
| ERA | | | | | | | | | | | | | W | | | | | | | | | | | | | BB | | | | | | | | | | | | | K | | | | | | | | | | | | |
| 38 | | | | | | | | | | | | | 12 | | | | | | | | | | | | | 65 | | | | | | | | | | | | | 160 | | | | | | | | | | | | |

| | | | | | | | | | | | | | | | | | | | | | | | | | | | | | | | | | | | | | | | | | | | | | | | | | | | |
|--|------|---|---|----|----|----|----|----|----|-----|----|------|--------------------------------|----|---|---|---|----|----|----|----|----|-----|----|-----|----|----|---|---|---|----|----|----|----|----|-----|----|-----|----|--|--|--|--|--|--|--|--|--|--|--|--|
| 840 | | | | | | | | | | | | | BILL SWIFT | | | | | | | | | | | | | P | | | | | | | | | | | | | | | | | | | | | | | | | |
| HT: 6'0" WT: 170 THROWS: RIGHT BATS: RIGHT | | | | | | | | | | | | | BORN: 10-27-1961, Portland, ME | | | | | | | | | | | | | | | | | | | | | | | | | | | | | | | | | | | | | | |
| 1997 COLORADO ROCKIES PITCHING RECORD | | | | | | | | | | | | | | | | | | | | | | | | | | | | | | | | | | | | | | | | | | | | | | | | | | | |
| G | IP | W | L | R | ER | SO | BB | GS | CG | SHO | SV | ERA | G | IP | W | L | R | ER | SO | BB | GS | CG | SHO | SV | ERA | G | IP | W | L | R | ER | SO | BB | GS | CG | SHO | SV | ERA | | | | | | | | | | | | | |
| 14 | 65.1 | 4 | 6 | 57 | 46 | 29 | 26 | 13 | 0 | 0 | 0 | 6.34 | | | | | | | | | | | | | | | | | | | | | | | | | | | | | | | | | | | | | | | |
| CARDBOARD BASEBALL RATINGS | | | | | | | | | | | | | | | | | | | | | | | | | | | | | | | | | | | | | | | | | | | | | | | | | | | |
| ERA | | | | | | | | | | | | | W | | | | | | | | | | | | | BB | | | | | | | | | | | | | K | | | | | | | | | | | | |
| 63 | | | | | | | | | | | | | 4 | | | | | | | | | | | | | 26 | | | | | | | | | | | | | 29 | | | | | | | | | | | | |

| | | | | | | | | | | | | | | | | | | | | | | | | | |
|--|-------|---|---|----|----|----|----|----|----|-----|----|------|--|-------|---|---|----|----|----|----|----|----|-----|----|------|
| 841 | | | | | | | | | | | | | 845 | | | | | | | | | | | | |
| GREG SWINDELL | | | | | | | | | | | | | BILLY TAYLOR | | | | | | | | | | | | |
| HT: 6'2" WT: 225 THROWS: LEFT BATS: RIGHT | | | | | | | | | | | | | HT: 6'8" WT: 200 THROWS: RIGHT BATS: RIGHT | | | | | | | | | | | | |
| BORN: 1-2-1965, Fort Worth, TX | | | | | | | | | | | | | BORN: 10-16-1961, Monticello, FL | | | | | | | | | | | | |
| 1997 MINNESOTA TWINS PITCHING RECORD | | | | | | | | | | | | | 1997 OAKLAND ATHLETICS PITCHING RECORD | | | | | | | | | | | | |
| G | IP | W | L | R | ER | SO | BB | GS | CG | SHO | SV | ERA | G | IP | W | L | R | ER | SO | BB | GS | CG | SHO | SV | ERA |
| 65 | 115.2 | 7 | 4 | 46 | 46 | 75 | 25 | 1 | 0 | 0 | 1 | 3.58 | 72 | 73.1 | 3 | 4 | 32 | 31 | 66 | 36 | 0 | 0 | 0 | 23 | 3.82 |
| CARDBOARD BASEBALL RATINGS | | | | | | | | | | | | | CARDBOARD BASEBALL RATINGS | | | | | | | | | | | | |
| ERA | | | W | | | BB | | | K | | | | ERA | | | W | | | BB | | | K | | | |
| 35 | | | 7 | | | 25 | | | 75 | | | | 38 | | | 3 | | | 36 | | | 66 | | | |
| | | | | | | | | | | | | | | | | | | | | | | | | | |
| 842 | | | | | | | | | | | | | 846 | | | | | | | | | | | | |
| KEVIN TAPANI | | | | | | | | | | | | | AMAURY TELEMACO | | | | | | | | | | | | |
| HT: 6'0" WT: 180 THROWS: RIGHT BATS: RIGHT | | | | | | | | | | | | | HT: 6'4" WT: 220 THROWS: RIGHT BATS: RIGHT | | | | | | | | | | | | |
| BORN: 2-18-1964, Des Moines, IA | | | | | | | | | | | | | BORN: 1-19-1974, Higuey, D.R. | | | | | | | | | | | | |
| 1997 CHICAGO CUBS PITCHING RECORD | | | | | | | | | | | | | 1997 CHICAGO CUBS PITCHING RECORD | | | | | | | | | | | | |
| G | IP | W | L | R | ER | SO | BB | GS | CG | SHO | SV | ERA | G | IP | W | L | R | ER | SO | BB | GS | CG | SHO | SV | ERA |
| 13 | 85.1 | 9 | 3 | 33 | 32 | 55 | 23 | 13 | 1 | 1 | 0 | 3.39 | 10 | 38.1 | 0 | 3 | 26 | 26 | 29 | 11 | 5 | 0 | 0 | 0 | 6.16 |
| CARDBOARD BASEBALL RATINGS | | | | | | | | | | | | | CARDBOARD BASEBALL RATINGS | | | | | | | | | | | | |
| ERA | | | W | | | BB | | | K | | | | ERA | | | W | | | BB | | | K | | | |
| 33 | | | 9 | | | 23 | | | 55 | | | | 61 | | | 0 | | | 11 | | | 29 | | | |
| | | | | | | | | | | | | | | | | | | | | | | | | | |
| 843 | | | | | | | | | | | | | 847 | | | | | | | | | | | | |
| RAMON TATIS | | | | | | | | | | | | | ANTHONY TELFORD | | | | | | | | | | | | |
| HT: 6'2" WT: 185 THROWS: LEFT BATS: LEFT | | | | | | | | | | | | | HT: 6'0" WT: 175 THROWS: RIGHT BATS: RIGHT | | | | | | | | | | | | |
| BORN: 5-2-1973, Guayubin, D.R. | | | | | | | | | | | | | BORN: 3-6-1966, San Jose, CA | | | | | | | | | | | | |
| 1997 CHICAGO CUBS PITCHING RECORD | | | | | | | | | | | | | 1997 MONTREAL EXPOS PITCHING RECORD | | | | | | | | | | | | |
| G | IP | W | L | R | ER | SO | BB | GS | CG | SHO | SV | ERA | G | IP | W | L | R | ER | SO | BB | GS | CG | SHO | SV | ERA |
| 56 | 55.2 | 1 | 1 | 36 | 33 | 33 | 29 | 0 | 0 | 0 | 0 | 5.34 | 65 | 89.1 | 4 | 6 | 34 | 32 | 61 | 33 | 0 | 0 | 0 | 1 | 3.24 |
| CARDBOARD BASEBALL RATINGS | | | | | | | | | | | | | CARDBOARD BASEBALL RATINGS | | | | | | | | | | | | |
| ERA | | | W | | | BB | | | K | | | | ERA | | | W | | | BB | | | K | | | |
| 53 | | | 1 | | | 29 | | | 33 | | | | 32 | | | 4 | | | 33 | | | 61 | | | |
| | | | | | | | | | | | | | | | | | | | | | | | | | |
| 844 | | | | | | | | | | | | | 848 | | | | | | | | | | | | |
| JULIAN TAVAREZ | | | | | | | | | | | | | DAVE TELGHEDER | | | | | | | | | | | | |
| HT: 6'2" WT: 195 THROWS: RIGHT BATS: LEFT | | | | | | | | | | | | | HT: 6'3" WT: 212 THROWS: RIGHT BATS: RIGHT | | | | | | | | | | | | |
| BORN: 5-22-1973, Santiago, D.R. | | | | | | | | | | | | | BORN: 11-11-1966, Middletown, NY | | | | | | | | | | | | |
| 1997 SAN FRANCISCO GIANTS PITCHING RECORD | | | | | | | | | | | | | 1997 OAKLAND ATHLETICS PITCHING RECORD | | | | | | | | | | | | |
| G | IP | W | L | R | ER | SO | BB | GS | CG | SHO | SV | ERA | G | IP | W | L | R | ER | SO | BB | GS | CG | SHO | SV | ERA |
| 89 | 88.1 | 6 | 4 | 43 | 38 | 38 | 34 | 0 | 0 | 0 | 0 | 3.87 | 20 | 101.1 | 4 | 6 | 71 | 68 | 55 | 35 | 19 | 0 | 0 | 0 | 6.06 |
| CARDBOARD BASEBALL RATINGS | | | | | | | | | | | | | CARDBOARD BASEBALL RATINGS | | | | | | | | | | | | |
| ERA | | | W | | | BB | | | K | | | | ERA | | | W | | | BB | | | K | | | |
| 38 | | | 6 | | | 34 | | | 38 | | | | 60 | | | 4 | | | 35 | | | 55 | | | |

| | | | | | | | | | | | | | | | | | | | | | | | | | | | | | | | | | | | | | | |
|--|-------|---|----|----|----|----|----|----|----|-----|----|------|-------------------------------|------|---|-----|----|----|----|----|----|----|-----|----|------|---|--|----|--|--|--|--|--|--|--|--|--|--|
| 849 | | | | | | | | | | | | | BOB TEWKSBURY | | | | | | | | | | | | | P | | | | | | | | | | | | |
| HT: 6'4" WT: 200 THROWS: RIGHT BATS: RIGHT | | | | | | | | | | | | | BORN: 11-30-1960, Concord, NH | | | | | | | | | | | | | | | | | | | | | | | | | |
| 1997 MINNESOTA TWINS PITCHING RECORD | | | | | | | | | | | | | | | | | | | | | | | | | | | | | | | | | | | | | | |
| G | IP | W | L | R | ER | SO | BB | GS | CG | SHO | SV | ERA | G | IP | W | L | R | ER | SO | BB | GS | CG | SHO | SV | ERA | | | | | | | | | | | | | |
| 26 | 168.2 | 8 | 13 | 83 | 79 | 92 | 31 | 26 | 5 | 2 | 0 | 4.22 | 64 | 72.2 | 6 | 4 | 30 | 26 | 45 | 20 | 0 | 0 | 0 | 10 | 3.22 | | | | | | | | | | | | | |
| CARDBOARD BASEBALL RATINGS | | | | | | | | | | | | | CARDBOARD BASEBALL RATINGS | | | | | | | | | | | | | | | | | | | | | | | | | |
| ERA | | | | W | | | | BB | | | | K | | | | ERA | | | | W | | | | BB | | | | K | | | | | | | | | | |
| 42 | | | | 8 | | | | 31 | | | | 92 | | | | 32 | | | | 6 | | | | 20 | | | | 45 | | | | | | | | | | |

| | | | | | | | | | | | | | | | | | | | | | | | | | | | | | | | | | | | | | | |
|--|-------|----|----|----|----|-----|----|----|----|-----|----|------|---------------------------------|-------|----|-----|----|----|----|----|----|----|-----|----|------|---|--|----|--|--|--|--|--|--|--|--|--|--|
| 850 | | | | | | | | | | | | | JUSTIN THOMPSON | | | | | | | | | | | | | P | | | | | | | | | | | | |
| HT: 6'4" WT: 215 THROWS: LEFT BATS: LEFT | | | | | | | | | | | | | BORN: 3-8-1973, San Antonio, TX | | | | | | | | | | | | | | | | | | | | | | | | | |
| 1997 DETROIT TIGERS PITCHING RECORD | | | | | | | | | | | | | | | | | | | | | | | | | | | | | | | | | | | | | | |
| G | IP | W | L | R | ER | SO | BB | GS | CG | SHO | SV | ERA | G | IP | W | L | R | ER | SO | BB | GS | CG | SHO | SV | ERA | | | | | | | | | | | | | |
| 32 | 223.1 | 15 | 11 | 82 | 75 | 151 | 66 | 32 | 4 | 0 | 0 | 3.02 | 22 | 126.1 | 11 | 7 | 50 | 48 | 95 | 47 | 19 | 0 | 0 | 0 | 3.43 | | | | | | | | | | | | | |
| CARDBOARD BASEBALL RATINGS | | | | | | | | | | | | | CARDBOARD BASEBALL RATINGS | | | | | | | | | | | | | | | | | | | | | | | | | |
| ERA | | | | W | | | | BB | | | | K | | | | ERA | | | | W | | | | BB | | | | K | | | | | | | | | | |
| 30 | | | | 15 | | | | 66 | | | | 151 | | | | 34 | | | | 11 | | | | 47 | | | | 95 | | | | | | | | | | |

| | | | | | | | | | | | | | | | | | | | | | | | | | | | | | | | | | | | | | | |
|--|------|---|---|----|----|----|----|----|----|-----|----|------|----------------------------------|------|---|-----|----|----|----|----|----|----|-----|----|------|---|--|----|--|--|--|--|--|--|--|--|--|--|
| 851 | | | | | | | | | | | | | MARK THOMPSON | | | | | | | | | | | | | P | | | | | | | | | | | | |
| HT: 6'2" WT: 205 THROWS: RIGHT BATS: RIGHT | | | | | | | | | | | | | BORN: 4-7-1971, Russellville, KY | | | | | | | | | | | | | | | | | | | | | | | | | |
| 1997 COLORADO ROCKIES PITCHING RECORD | | | | | | | | | | | | | | | | | | | | | | | | | | | | | | | | | | | | | | |
| G | IP | W | L | R | ER | SO | BB | GS | CG | SHO | SV | ERA | G | IP | W | L | R | ER | SO | BB | GS | CG | SHO | SV | ERA | | | | | | | | | | | | | |
| 6 | 29.2 | 3 | 3 | 27 | 26 | 9 | 13 | 6 | 0 | 0 | 0 | 7.89 | 14 | 25.2 | 0 | 0 | 29 | 28 | 11 | 15 | 0 | 0 | 0 | 0 | 9.82 | | | | | | | | | | | | | |
| CARDBOARD BASEBALL RATINGS | | | | | | | | | | | | | CARDBOARD BASEBALL RATINGS | | | | | | | | | | | | | | | | | | | | | | | | | |
| ERA | | | | W | | | | BB | | | | K | | | | ERA | | | | W | | | | BB | | | | K | | | | | | | | | | |
| 78 | | | | 3 | | | | 13 | | | | 9 | | | | 98 | | | | 0 | | | | 15 | | | | 11 | | | | | | | | | | |

| | | | | | | | | | | | | | | | | | | | | | | | | | | | | | | | | | | | | | | |
|--|-------|---|---|----|----|-----|----|----|----|-----|----|------|--------------------------------|-------|---|-----|-----|-----|-----|----|----|----|-----|----|------|---|--|-----|--|--|--|--|--|--|--|--|--|--|
| 852 | | | | | | | | | | | | | JOHN THOMSON | | | | | | | | | | | | | P | | | | | | | | | | | | |
| HT: 6'3" WT: 175 THROWS: RIGHT BATS: RIGHT | | | | | | | | | | | | | BORN: 10-1-1973, Vicksburg, MS | | | | | | | | | | | | | | | | | | | | | | | | | |
| 1997 COLORADO ROCKIES PITCHING RECORD | | | | | | | | | | | | | | | | | | | | | | | | | | | | | | | | | | | | | | |
| G | IP | W | L | R | ER | SO | BB | GS | CG | SHO | SV | ERA | G | IP | W | L | R | ER | SO | BB | GS | CG | SHO | SV | ERA | | | | | | | | | | | | | |
| 27 | 166.1 | 7 | 9 | 94 | 87 | 106 | 51 | 27 | 2 | 1 | 0 | 4.71 | 34 | 201.1 | 8 | 12 | 110 | 101 | 160 | 69 | 34 | 0 | 0 | 0 | 4.51 | | | | | | | | | | | | | |
| CARDBOARD BASEBALL RATINGS | | | | | | | | | | | | | CARDBOARD BASEBALL RATINGS | | | | | | | | | | | | | | | | | | | | | | | | | |
| ERA | | | | W | | | | BB | | | | K | | | | ERA | | | | W | | | | BB | | | | K | | | | | | | | | | |
| 47 | | | | 7 | | | | 51 | | | | 106 | | | | 45 | | | | 8 | | | | 69 | | | | 160 | | | | | | | | | | |

| | | | | | | | | | | | | | | | | | | | | | | | | | | | | | | | | | | | | | | | | | | | | | | | | | | | |
|--|------|---|---|----|----|----|----|----|----|-----|----|------|------------------------------|------|---|---|----|----|----|----|----|----|-----|----|------|----|----|---|---|---|----|----|----|----|----|-----|----|-----|----|--|--|--|--|--|--|--|--|--|--|--|--|
| 857 | | | | | | | | | | | | | RICKY TRLICEK | | | | | | | | | | | | | P | | | | | | | | | | | | | | | | | | | | | | | | | |
| HT: 6'3" WT: 200 THROWS: RIGHT BATS: RIGHT | | | | | | | | | | | | | BORN: 4-26-1969, Houston, TX | | | | | | | | | | | | | | | | | | | | | | | | | | | | | | | | | | | | | | |
| 1997 NEW YORK METS PITCHING RECORD | | | | | | | | | | | | | | | | | | | | | | | | | | | | | | | | | | | | | | | | | | | | | | | | | | | |
| G | IP | W | L | R | ER | SO | BB | GS | CG | SHO | SV | ERA | G | IP | W | L | R | ER | SO | BB | GS | CG | SHO | SV | ERA | G | IP | W | L | R | ER | SO | BB | GS | CG | SHO | SV | ERA | | | | | | | | | | | | | |
| 27 | 32.1 | 3 | 4 | 23 | 20 | 14 | 23 | 0 | 0 | 0 | 0 | 5.57 | 48 | 95.1 | 4 | 4 | 36 | 33 | 54 | 39 | 7 | 0 | 0 | 2 | 3.13 | | | | | | | | | | | | | | | | | | | | | | | | | | |
| CARDBOARD BASEBALL RATINGS | | | | | | | | | | | | | | | | | | | | | | | | | | | | | | | | | | | | | | | | | | | | | | | | | | | |
| ERA | | | | | | | | | | | | | W | | | | | | | | | | | | | BB | | | | | | | | | | | | | K | | | | | | | | | | | | |
| 55 | | | | | | | | | | | | | 3 | | | | | | | | | | | | | 23 | | | | | | | | | | | | | 14 | | | | | | | | | | | | |

| | | | | | | | | | | | | | | | | | | | | | | | | | | | | | | | | | | | | | | | | | | | | | | | | | | | |
|--|------|---|---|----|----|----|----|----|----|-----|----|------|------------------------------|------|---|---|----|----|----|----|----|----|-----|----|------|----|----|---|---|---|----|----|----|----|----|-----|----|-----|----|--|--|--|--|--|--|--|--|--|--|--|--|
| 861 | | | | | | | | | | | | | MARC VALDES | | | | | | | | | | | | | P | | | | | | | | | | | | | | | | | | | | | | | | | |
| HT: 6'0" WT: 170 THROWS: RIGHT BATS: RIGHT | | | | | | | | | | | | | BORN: 12-20-1971, Dayton, OH | | | | | | | | | | | | | | | | | | | | | | | | | | | | | | | | | | | | | | |
| 1997 MONTREAL EXPOS PITCHING RECORD | | | | | | | | | | | | | | | | | | | | | | | | | | | | | | | | | | | | | | | | | | | | | | | | | | | |
| G | IP | W | L | R | ER | SO | BB | GS | CG | SHO | SV | ERA | G | IP | W | L | R | ER | SO | BB | GS | CG | SHO | SV | ERA | G | IP | W | L | R | ER | SO | BB | GS | CG | SHO | SV | ERA | | | | | | | | | | | | | |
| 27 | 32.1 | 3 | 4 | 23 | 20 | 14 | 23 | 0 | 0 | 0 | 0 | 5.57 | 48 | 95.1 | 4 | 4 | 36 | 33 | 54 | 39 | 7 | 0 | 0 | 2 | 3.13 | | | | | | | | | | | | | | | | | | | | | | | | | | |
| CARDBOARD BASEBALL RATINGS | | | | | | | | | | | | | | | | | | | | | | | | | | | | | | | | | | | | | | | | | | | | | | | | | | | |
| ERA | | | | | | | | | | | | | W | | | | | | | | | | | | | BB | | | | | | | | | | | | | K | | | | | | | | | | | | |
| 31 | | | | | | | | | | | | | 4 | | | | | | | | | | | | | 39 | | | | | | | | | | | | | 54 | | | | | | | | | | | | |

| | | | | | | | | | | | | | | | | | | | | | | | | | | | | | | | | | | | | | | | | | | | | | | | | | | | |
|--|------|---|---|----|----|----|----|----|----|-----|----|------|----------------------------------|------|---|----|----|----|----|----|----|----|-----|----|------|----|----|---|---|---|----|----|----|----|----|-----|----|-----|----|--|--|--|--|--|--|--|--|--|--|--|--|
| 858 | | | | | | | | | | | | | MIKE TROMBLEY | | | | | | | | | | | | | P | | | | | | | | | | | | | | | | | | | | | | | | | |
| HT: 6'2" WT: 200 THROWS: RIGHT BATS: RIGHT | | | | | | | | | | | | | BORN: 4-14-1967, Springfield, MA | | | | | | | | | | | | | | | | | | | | | | | | | | | | | | | | | | | | | | |
| 1997 MINNESOTA TWINS PITCHING RECORD | | | | | | | | | | | | | | | | | | | | | | | | | | | | | | | | | | | | | | | | | | | | | | | | | | | |
| G | IP | W | L | R | ER | SO | BB | GS | CG | SHO | SV | ERA | G | IP | W | L | R | ER | SO | BB | GS | CG | SHO | SV | ERA | G | IP | W | L | R | ER | SO | BB | GS | CG | SHO | SV | ERA | | | | | | | | | | | | | |
| 67 | 82.1 | 2 | 3 | 43 | 40 | 74 | 31 | 0 | 0 | 0 | 1 | 4.37 | 18 | 89.1 | 2 | 12 | 61 | 49 | 61 | 46 | 18 | 1 | 0 | 0 | 4.96 | | | | | | | | | | | | | | | | | | | | | | | | | | |
| CARDBOARD BASEBALL RATINGS | | | | | | | | | | | | | | | | | | | | | | | | | | | | | | | | | | | | | | | | | | | | | | | | | | | |
| ERA | | | | | | | | | | | | | W | | | | | | | | | | | | | BB | | | | | | | | | | | | | K | | | | | | | | | | | | |
| 43 | | | | | | | | | | | | | 2 | | | | | | | | | | | | | 31 | | | | | | | | | | | | | 74 | | | | | | | | | | | | |

| | | | | | | | | | | | | | | | | | | | | | | | | | | | | | | | | | | | | | | | | | | | | | | | | | | | |
|---|------|---|---|----|----|----|----|----|----|-----|----|------|--------------------------------------|------|---|----|----|----|----|----|----|----|-----|----|------|----|----|---|---|---|----|----|----|----|----|-----|----|-----|----|--|--|--|--|--|--|--|--|--|--|--|--|
| 862 | | | | | | | | | | | | | FERNANDO VALENZUELA | | | | | | | | | | | | | P | | | | | | | | | | | | | | | | | | | | | | | | | |
| HT: 5'11" WT: 180 THROWS: LEFT BATS: LEFT | | | | | | | | | | | | | BORN: 11-1-1960, Navojoa, 26, Mexico | | | | | | | | | | | | | | | | | | | | | | | | | | | | | | | | | | | | | | |
| 1997 ST. LOUIS CARDINALS PITCHING RECORD | | | | | | | | | | | | | | | | | | | | | | | | | | | | | | | | | | | | | | | | | | | | | | | | | | | |
| G | IP | W | L | R | ER | SO | BB | GS | CG | SHO | SV | ERA | G | IP | W | L | R | ER | SO | BB | GS | CG | SHO | SV | ERA | G | IP | W | L | R | ER | SO | BB | GS | CG | SHO | SV | ERA | | | | | | | | | | | | | |
| 67 | 82.1 | 2 | 3 | 43 | 40 | 74 | 31 | 0 | 0 | 0 | 1 | 4.37 | 18 | 89.1 | 2 | 12 | 61 | 49 | 61 | 46 | 18 | 1 | 0 | 0 | 4.96 | | | | | | | | | | | | | | | | | | | | | | | | | | |
| CARDBOARD BASEBALL RATINGS | | | | | | | | | | | | | | | | | | | | | | | | | | | | | | | | | | | | | | | | | | | | | | | | | | | |
| ERA | | | | | | | | | | | | | W | | | | | | | | | | | | | BB | | | | | | | | | | | | | K | | | | | | | | | | | | |
| 49 | | | | | | | | | | | | | 2 | | | | | | | | | | | | | 46 | | | | | | | | | | | | | 61 | | | | | | | | | | | | |

| | | | | | | | | | | | | | | | | | | | | | | | | | | | | | | | | | | | | | | | | | | | | | | | | | | | |
|--|------|---|---|----|----|----|----|----|----|-----|----|------|-------------------------------------|------|---|---|----|----|----|----|----|----|-----|----|------|----|----|---|---|---|----|----|----|----|----|-----|----|-----|----|--|--|--|--|--|--|--|--|--|--|--|--|
| 859 | | | | | | | | | | | | | UGUETH URBINA | | | | | | | | | | | | | P | | | | | | | | | | | | | | | | | | | | | | | | | |
| HT: 6'2" WT: 185 THROWS: RIGHT BATS: RIGHT | | | | | | | | | | | | | BORN: 2-15-1974, Caracas, Venezuela | | | | | | | | | | | | | | | | | | | | | | | | | | | | | | | | | | | | | | |
| 1997 MONTREAL EXPOS PITCHING RECORD | | | | | | | | | | | | | | | | | | | | | | | | | | | | | | | | | | | | | | | | | | | | | | | | | | | |
| G | IP | W | L | R | ER | SO | BB | GS | CG | SHO | SV | ERA | G | IP | W | L | R | ER | SO | BB | GS | CG | SHO | SV | ERA | G | IP | W | L | R | ER | SO | BB | GS | CG | SHO | SV | ERA | | | | | | | | | | | | | |
| 63 | 64.1 | 5 | 8 | 29 | 27 | 84 | 29 | 0 | 0 | 0 | 27 | 3.78 | 18 | 89.1 | 4 | 7 | 56 | 49 | 52 | 59 | 17 | 0 | 0 | 0 | 4.96 | | | | | | | | | | | | | | | | | | | | | | | | | | |
| CARDBOARD BASEBALL RATINGS | | | | | | | | | | | | | | | | | | | | | | | | | | | | | | | | | | | | | | | | | | | | | | | | | | | |
| ERA | | | | | | | | | | | | | W | | | | | | | | | | | | | BB | | | | | | | | | | | | | K | | | | | | | | | | | | |
| 37 | | | | | | | | | | | | | 5 | | | | | | | | | | | | | 29 | | | | | | | | | | | | | 84 | | | | | | | | | | | | |

| | | | | | | | | | | | | | | | | | | | | | | | | | | | | | | | | | | | | | | | | | | | | | | | | | | | |
|--|------|---|---|----|----|----|----|----|----|-----|----|------|-------------------------------|------|---|---|----|----|----|----|----|----|-----|----|------|----|----|---|---|---|----|----|----|----|----|-----|----|-----|----|--|--|--|--|--|--|--|--|--|--|--|--|
| 863 | | | | | | | | | | | | | WILLIAM VAN LANDINGHAM | | | | | | | | | | | | | P | | | | | | | | | | | | | | | | | | | | | | | | | |
| HT: 6'2" WT: 210 THROWS: RIGHT BATS: RIGHT | | | | | | | | | | | | | BORN: 7-16-1970, Columbia, TN | | | | | | | | | | | | | | | | | | | | | | | | | | | | | | | | | | | | | | |
| 1997 SAN FRANCISCO GIANTS PITCHING RECORD | | | | | | | | | | | | | | | | | | | | | | | | | | | | | | | | | | | | | | | | | | | | | | | | | | | |
| G | IP | W | L | R | ER | SO | BB | GS | CG | SHO | SV | ERA | G | IP | W | L | R | ER | SO | BB | GS | CG | SHO | SV | ERA | G | IP | W | L | R | ER | SO | BB | GS | CG | SHO | SV | ERA | | | | | | | | | | | | | |
| 63 | 64.1 | 5 | 8 | 29 | 27 | 84 | 29 | 0 | 0 | 0 | 27 | 3.78 | 18 | 89.1 | 4 | 7 | 56 | 49 | 52 | 59 | 17 | 0 | 0 | 0 | 4.96 | | | | | | | | | | | | | | | | | | | | | | | | | | |
| CARDBOARD BASEBALL RATINGS | | | | | | | | | | | | | | | | | | | | | | | | | | | | | | | | | | | | | | | | | | | | | | | | | | | |
| ERA | | | | | | | | | | | | | W | | | | | | | | | | | | | BB | | | | | | | | | | | | | K | | | | | | | | | | | | |
| 49 | | | | | | | | | | | | | 4 | | | | | | | | | | | | | 59 | | | | | | | | | | | | | 52 | | | | | | | | | | | | |

| | | | | | | | | | | | | | | | | | | | | | | | | | | | | | | | | | | | | | | | | | | | | | | | | | | | |
|--|-------|----|----|----|----|-----|----|----|----|-----|----|------|--|------|---|---|----|----|----|----|----|----|-----|----|------|----|----|---|---|---|----|----|----|----|----|-----|----|-----|-----|--|--|--|--|--|--|--|--|--|--|--|--|
| 860 | | | | | | | | | | | | | ISMAEL VALDEZ | | | | | | | | | | | | | P | | | | | | | | | | | | | | | | | | | | | | | | | |
| HT: 6'3" WT: 185 THROWS: RIGHT BATS: RIGHT | | | | | | | | | | | | | BORN: 8-21-1973, Ciudad Victoria, 28, Mexico | | | | | | | | | | | | | | | | | | | | | | | | | | | | | | | | | | | | | | |
| 1997 LOS ANGELES DODGERS PITCHING RECORD | | | | | | | | | | | | | | | | | | | | | | | | | | | | | | | | | | | | | | | | | | | | | | | | | | | |
| G | IP | W | L | R | ER | SO | BB | GS | CG | SHO | SV | ERA | G | IP | W | L | R | ER | SO | BB | GS | CG | SHO | SV | ERA | G | IP | W | L | R | ER | SO | BB | GS | CG | SHO | SV | ERA | | | | | | | | | | | | | |
| 30 | 196.2 | 10 | 11 | 68 | 58 | 140 | 47 | 30 | 0 | 0 | 0 | 2.65 | 23 | 24.2 | 2 | 1 | 18 | 14 | 21 | 12 | 0 | 0 | 0 | 0 | 5.11 | | | | | | | | | | | | | | | | | | | | | | | | | | |
| CARDBOARD BASEBALL RATINGS | | | | | | | | | | | | | | | | | | | | | | | | | | | | | | | | | | | | | | | | | | | | | | | | | | | |
| ERA | | | | | | | | | | | | | W | | | | | | | | | | | | | BB | | | | | | | | | | | | | K | | | | | | | | | | | | |
| 26 | | | | | | | | | | | | | 10 | | | | | | | | | | | | | 47 | | | | | | | | | | | | | 140 | | | | | | | | | | | | |

| | | | | | | | | | | | | | | | | | | | | | | | | | | | | | | | | | | | | | | | | | | | | | | | | | | | |
|--|-------|----|----|----|----|-----|----|----|----|-----|----|------|---------------------------------|------|---|---|----|----|----|----|----|----|-----|----|------|----|----|---|---|---|----|----|----|----|----|-----|----|-----|----|--|--|--|--|--|--|--|--|--|--|--|--|
| 864 | | | | | | | | | | | | | DARIO VERAS | | | | | | | | | | | | | P | | | | | | | | | | | | | | | | | | | | | | | | | |
| HT: 6'2" WT: 165 THROWS: RIGHT BATS: RIGHT | | | | | | | | | | | | | BORN: 3-13-1973, Santiago, D.R. | | | | | | | | | | | | | | | | | | | | | | | | | | | | | | | | | | | | | | |
| 1997 SAN DIEGO PADRES PITCHING RECORD | | | | | | | | | | | | | | | | | | | | | | | | | | | | | | | | | | | | | | | | | | | | | | | | | | | |
| G | IP | W | L | R | ER | SO | BB | GS | CG | SHO | SV | ERA | G | IP | W | L | R | ER | SO | BB | GS | CG | SHO | SV | ERA | G | IP | W | L | R | ER | SO | BB | GS | CG | SHO | SV | ERA | | | | | | | | | | | | | |
| 30 | 196.2 | 10 | 11 | 68 | 58 | 140 | 47 | 30 | 0 | 0 | 0 | 2.65 | 23 | 24.2 | 2 | 1 | 18 | 14 | 21 | 12 | 0 | 0 | 0 | 0 | 5.11 | | | | | | | | | | | | | | | | | | | | | | | | | | |
| CARDBOARD BASEBALL RATINGS | | | | | | | | | | | | | | | | | | | | | | | | | | | | | | | | | | | | | | | | | | | | | | | | | | | |
| ERA | | | | | | | | | | | | | W | | | | | | | | | | | | | BB | | | | | | | | | | | | | K | | | | | | | | | | | | |
| 51 | | | | | | | | | | | | | 2 | | | | | | | | | | | | | 12 | | | | | | | | | | | | | 21 | | | | | | | | | | | | |

| | | | | | | | | | | | | | | | | | | | | | | | | | | | | | | | | | | | | | | | | | | | | | | | | | | | |
|--|------|---|---|----|----|----|----|----|----|-----|----|------|----------------------------------|------|---|---|----|----|----|----|----|----|-----|----|------|----|--|--|--|--|--|--|--|--|--|--|--|--|----|--|--|--|--|--|--|--|--|--|--|--|--|
| 865 | | | | | | | | | | | | | DAVE VERES | | | | | | | | | | | | | P | | | | | | | | | | | | | | | | | | | | | | | | | |
| HT: 6'2" WT: 195 THROWS: RIGHT BATS: RIGHT | | | | | | | | | | | | | BORN: 10-19-1966, Montgomery, AL | | | | | | | | | | | | | | | | | | | | | | | | | | | | | | | | | | | | | | |
| 1997 MONTREAL EXPOS PITCHING RECORD | | | | | | | | | | | | | | | | | | | | | | | | | | | | | | | | | | | | | | | | | | | | | | | | | | | |
| G | IP | W | L | R | ER | SO | BB | GS | CG | SHO | SV | ERA | G | IP | W | L | R | ER | SO | BB | GS | CG | SHO | SV | ERA | | | | | | | | | | | | | | | | | | | | | | | | | | |
| 53 | 62.1 | 2 | 3 | 28 | 24 | 47 | 27 | 0 | 0 | 0 | 1 | 3.48 | 12 | 42.1 | 2 | 3 | 31 | 25 | 35 | 16 | 9 | 0 | 0 | 0 | 5.36 | | | | | | | | | | | | | | | | | | | | | | | | | | |
| CARDBOARD BASEBALL RATINGS | | | | | | | | | | | | | | | | | | | | | | | | | | | | | | | | | | | | | | | | | | | | | | | | | | | |
| ERA | | | | | | | | | | | | | W | | | | | | | | | | | | | BB | | | | | | | | | | | | | K | | | | | | | | | | | | |
| 34 | | | | | | | | | | | | | 2 | | | | | | | | | | | | | 27 | | | | | | | | | | | | | 47 | | | | | | | | | | | | |

| | | | | | | | | | | | | | | | | | | | | | | | | | | | | | | | | | | | | | | | | | | | | | | | | | | | |
|--|------|---|---|----|----|----|----|----|----|-----|----|------|------------------------------|------|---|---|----|----|----|----|----|----|-----|----|------|----|--|--|--|--|--|--|--|--|--|--|--|--|----|--|--|--|--|--|--|--|--|--|--|--|--|
| 869 | | | | | | | | | | | | | TERRELL WADE | | | | | | | | | | | | | P | | | | | | | | | | | | | | | | | | | | | | | | | |
| HT: 6'3" WT: 205 THROWS: LEFT BATS: LEFT | | | | | | | | | | | | | BORN: 1-25-1973, Rembert, SC | | | | | | | | | | | | | | | | | | | | | | | | | | | | | | | | | | | | | | |
| 1997 ATLANTA BRAVES PITCHING RECORD | | | | | | | | | | | | | | | | | | | | | | | | | | | | | | | | | | | | | | | | | | | | | | | | | | | |
| G | IP | W | L | R | ER | SO | BB | GS | CG | SHO | SV | ERA | G | IP | W | L | R | ER | SO | BB | GS | CG | SHO | SV | ERA | | | | | | | | | | | | | | | | | | | | | | | | | | |
| 53 | 62.1 | 2 | 3 | 28 | 24 | 47 | 27 | 0 | 0 | 0 | 1 | 3.48 | 12 | 42.1 | 2 | 3 | 31 | 25 | 35 | 16 | 9 | 0 | 0 | 0 | 5.36 | | | | | | | | | | | | | | | | | | | | | | | | | | |
| CARDBOARD BASEBALL RATINGS | | | | | | | | | | | | | | | | | | | | | | | | | | | | | | | | | | | | | | | | | | | | | | | | | | | |
| ERA | | | | | | | | | | | | | W | | | | | | | | | | | | | BB | | | | | | | | | | | | | K | | | | | | | | | | | | |
| 53 | | | | | | | | | | | | | 2 | | | | | | | | | | | | | 16 | | | | | | | | | | | | | 35 | | | | | | | | | | | | |

| | | | | | | | | | | | | | | | | | | | | | | | | | | | | | | | | | | | | | | | | | | | | | | | | | | | |
|--|------|---|---|----|----|----|----|----|----|-----|----|------|----------------------------------|------|---|---|----|----|-----|----|----|----|-----|----|------|----|--|--|--|--|--|--|--|--|--|--|--|--|----|--|--|--|--|--|--|--|--|--|--|--|--|
| 866 | | | | | | | | | | | | | RANDY VERES | | | | | | | | | | | | | P | | | | | | | | | | | | | | | | | | | | | | | | | |
| HT: 6'3" WT: 190 THROWS: RIGHT BATS: RIGHT | | | | | | | | | | | | | BORN: 11-25-1965, Sacramento, CA | | | | | | | | | | | | | | | | | | | | | | | | | | | | | | | | | | | | | | |
| 1997 KANSAS CITY ROYALS PITCHING RECORD | | | | | | | | | | | | | | | | | | | | | | | | | | | | | | | | | | | | | | | | | | | | | | | | | | | |
| G | IP | W | L | R | ER | SO | BB | GS | CG | SHO | SV | ERA | G | IP | W | L | R | ER | SO | BB | GS | CG | SHO | SV | ERA | | | | | | | | | | | | | | | | | | | | | | | | | | |
| 24 | 35.1 | 4 | 0 | 17 | 13 | 28 | 7 | 0 | 0 | 0 | 1 | 3.31 | 62 | 66.1 | 7 | 8 | 23 | 21 | 106 | 30 | 0 | 0 | 0 | 23 | 2.85 | | | | | | | | | | | | | | | | | | | | | | | | | | |
| CARDBOARD BASEBALL RATINGS | | | | | | | | | | | | | | | | | | | | | | | | | | | | | | | | | | | | | | | | | | | | | | | | | | | |
| ERA | | | | | | | | | | | | | W | | | | | | | | | | | | | BB | | | | | | | | | | | | | K | | | | | | | | | | | | |
| 33 | | | | | | | | | | | | | 4 | | | | | | | | | | | | | 7 | | | | | | | | | | | | | 28 | | | | | | | | | | | | |

| | | | | | | | | | | | | | | | | | | | | | | | | | | | | | | | | | | | | | | | | | | | | | | | | | | | |
|---|------|---|---|----|----|----|----|----|----|-----|----|------|-----------------------------------|------|---|---|----|----|-----|----|----|----|-----|----|------|----|--|--|--|--|--|--|--|--|--|--|--|--|-----|--|--|--|--|--|--|--|--|--|--|--|--|
| 870 | | | | | | | | | | | | | BILLY WAGNER | | | | | | | | | | | | | P | | | | | | | | | | | | | | | | | | | | | | | | | |
| HT: 5'10" WT: 180 THROWS: LEFT BATS: LEFT | | | | | | | | | | | | | BORN: 7-25-1971, Tannersville, VA | | | | | | | | | | | | | | | | | | | | | | | | | | | | | | | | | | | | | | |
| 1997 HOUSTON ASTROS PITCHING RECORD | | | | | | | | | | | | | | | | | | | | | | | | | | | | | | | | | | | | | | | | | | | | | | | | | | | |
| G | IP | W | L | R | ER | SO | BB | GS | CG | SHO | SV | ERA | G | IP | W | L | R | ER | SO | BB | GS | CG | SHO | SV | ERA | | | | | | | | | | | | | | | | | | | | | | | | | | |
| 24 | 35.1 | 4 | 0 | 17 | 13 | 28 | 7 | 0 | 0 | 0 | 1 | 3.31 | 62 | 66.1 | 7 | 8 | 23 | 21 | 106 | 30 | 0 | 0 | 0 | 23 | 2.85 | | | | | | | | | | | | | | | | | | | | | | | | | | |
| CARDBOARD BASEBALL RATINGS | | | | | | | | | | | | | | | | | | | | | | | | | | | | | | | | | | | | | | | | | | | | | | | | | | | |
| ERA | | | | | | | | | | | | | W | | | | | | | | | | | | | BB | | | | | | | | | | | | | K | | | | | | | | | | | | |
| 28 | | | | | | | | | | | | | 7 | | | | | | | | | | | | | 30 | | | | | | | | | | | | | 106 | | | | | | | | | | | | |

| | | | | | | | | | | | | | | | | | | | | | | | | | | | | | | | | | | | | | | | | | | | | | | | | | | | |
|--|------|---|---|----|----|----|----|----|----|-----|----|------|--------------------------------|------|---|---|----|----|----|----|----|----|-----|----|------|----|--|--|--|--|--|--|--|--|--|--|--|--|----|--|--|--|--|--|--|--|--|--|--|--|--|
| 867 | | | | | | | | | | | | | RON VILLONE | | | | | | | | | | | | | P | | | | | | | | | | | | | | | | | | | | | | | | | |
| HT: 6'3" WT: 245 THROWS: LEFT BATS: LEFT | | | | | | | | | | | | | BORN: 1-16-1970, Englewood, NJ | | | | | | | | | | | | | | | | | | | | | | | | | | | | | | | | | | | | | | |
| 1997 MILWAUKEE BREWERS PITCHING RECORD | | | | | | | | | | | | | | | | | | | | | | | | | | | | | | | | | | | | | | | | | | | | | | | | | | | |
| G | IP | W | L | R | ER | SO | BB | GS | CG | SHO | SV | ERA | G | IP | W | L | R | ER | SO | BB | GS | CG | SHO | SV | ERA | | | | | | | | | | | | | | | | | | | | | | | | | | |
| 50 | 52.2 | 1 | 0 | 23 | 20 | 40 | 36 | 0 | 0 | 0 | 0 | 3.42 | 25 | 28.1 | 0 | 1 | 28 | 25 | 21 | 17 | 0 | 0 | 0 | 0 | 8.04 | | | | | | | | | | | | | | | | | | | | | | | | | | |
| CARDBOARD BASEBALL RATINGS | | | | | | | | | | | | | | | | | | | | | | | | | | | | | | | | | | | | | | | | | | | | | | | | | | | |
| ERA | | | | | | | | | | | | | W | | | | | | | | | | | | | BB | | | | | | | | | | | | | K | | | | | | | | | | | | |
| 34 | | | | | | | | | | | | | 1 | | | | | | | | | | | | | 36 | | | | | | | | | | | | | 40 | | | | | | | | | | | | |

| | | | | | | | | | | | | | | | | | | | | | | | | | | | | | | | | | | | | | | | | | | | | | | | | | | | |
|---|------|---|---|----|----|----|----|----|----|-----|----|------|-----------------------------------|------|---|---|----|----|----|----|----|----|-----|----|------|----|--|--|--|--|--|--|--|--|--|--|--|--|----|--|--|--|--|--|--|--|--|--|--|--|--|
| 871 | | | | | | | | | | | | | DAVE WAINHOUSE | | | | | | | | | | | | | P | | | | | | | | | | | | | | | | | | | | | | | | | |
| HT: 6'2" WT: 190 THROWS: RIGHT BATS: LEFT | | | | | | | | | | | | | BORN: 11-7-1967, Toronto, ON, CAN | | | | | | | | | | | | | | | | | | | | | | | | | | | | | | | | | | | | | | |
| 1997 PITTSBURGH PIRATES PITCHING RECORD | | | | | | | | | | | | | | | | | | | | | | | | | | | | | | | | | | | | | | | | | | | | | | | | | | | |
| G | IP | W | L | R | ER | SO | BB | GS | CG | SHO | SV | ERA | G | IP | W | L | R | ER | SO | BB | GS | CG | SHO | SV | ERA | | | | | | | | | | | | | | | | | | | | | | | | | | |
| 25 | 28.1 | 0 | 1 | 28 | 25 | 21 | 17 | 0 | 0 | 0 | 0 | 8.04 | 25 | 28.1 | 0 | 1 | 28 | 25 | 21 | 17 | 0 | 0 | 0 | 0 | 8.04 | | | | | | | | | | | | | | | | | | | | | | | | | | |
| CARDBOARD BASEBALL RATINGS | | | | | | | | | | | | | | | | | | | | | | | | | | | | | | | | | | | | | | | | | | | | | | | | | | | |
| ERA | | | | | | | | | | | | | W | | | | | | | | | | | | | BB | | | | | | | | | | | | | K | | | | | | | | | | | | |
| 80 | | | | | | | | | | | | | 0 | | | | | | | | | | | | | 17 | | | | | | | | | | | | | 21 | | | | | | | | | | | | |

| | | | | | | | | | | | | | | | | | | | | | | | | | | | | | | | | | | | | | | | | | | | | | | | | | | | |
|--|------|---|---|----|----|----|----|----|----|-----|----|------|-----------------------------|-------|----|----|-----|----|-----|----|----|----|-----|----|------|----|--|--|--|--|--|--|--|--|--|--|--|--|----|--|--|--|--|--|--|--|--|--|--|--|--|
| 868 | | | | | | | | | | | | | ED VOSBERG | | | | | | | | | | | | | P | | | | | | | | | | | | | | | | | | | | | | | | | |
| HT: 6'1" WT: 190 THROWS: LEFT BATS: LEFT | | | | | | | | | | | | | BORN: 9-28-1961, Tucson, AZ | | | | | | | | | | | | | | | | | | | | | | | | | | | | | | | | | | | | | | |
| 1997 FLORIDA MARLINS PITCHING RECORD | | | | | | | | | | | | | | | | | | | | | | | | | | | | | | | | | | | | | | | | | | | | | | | | | | | |
| G | IP | W | L | R | ER | SO | BB | GS | CG | SHO | SV | ERA | G | IP | W | L | R | ER | SO | BB | GS | CG | SHO | SV | ERA | | | | | | | | | | | | | | | | | | | | | | | | | | |
| 59 | 53.1 | 2 | 3 | 30 | 26 | 37 | 21 | 0 | 0 | 0 | 1 | 4.42 | 35 | 201.1 | 12 | 15 | 109 | 95 | 151 | 87 | 29 | 4 | 2 | 0 | 4.25 | | | | | | | | | | | | | | | | | | | | | | | | | | |
| CARDBOARD BASEBALL RATINGS | | | | | | | | | | | | | | | | | | | | | | | | | | | | | | | | | | | | | | | | | | | | | | | | | | | |
| ERA | | | | | | | | | | | | | W | | | | | | | | | | | | | BB | | | | | | | | | | | | | K | | | | | | | | | | | | |
| 44 | | | | | | | | | | | | | 2 | | | | | | | | | | | | | 21 | | | | | | | | | | | | | 37 | | | | | | | | | | | | |

| | | | | | | | | | | | | | | | | | | | | | | | | | | | | | | | | | | | | | | | | | | | | | | | | | | | |
|--|-------|----|----|-----|----|-----|----|----|----|-----|----|------|-------------------------------|-------|----|----|-----|----|-----|----|----|----|-----|----|------|----|--|--|--|--|--|--|--|--|--|--|--|--|-----|--|--|--|--|--|--|--|--|--|--|--|--|
| 872 | | | | | | | | | | | | | TIM WAKEFIELD | | | | | | | | | | | | | P | | | | | | | | | | | | | | | | | | | | | | | | | |
| HT: 6'2" WT: 210 THROWS: RIGHT BATS: RIGHT | | | | | | | | | | | | | BORN: 8-2-1966, Melbourne, FL | | | | | | | | | | | | | | | | | | | | | | | | | | | | | | | | | | | | | | |
| 1997 BOSTON RED SOX PITCHING RECORD | | | | | | | | | | | | | | | | | | | | | | | | | | | | | | | | | | | | | | | | | | | | | | | | | | | |
| G | IP | W | L | R | ER | SO | BB | GS | CG | SHO | SV | ERA | G | IP | W | L | R | ER | SO | BB | GS | CG | SHO | SV | ERA | | | | | | | | | | | | | | | | | | | | | | | | | | |
| 35 | 201.1 | 12 | 15 | 109 | 95 | 151 | 87 | 29 | 4 | 2 | 0 | 4.25 | 35 | 201.1 | 12 | 15 | 109 | 95 | 151 | 87 | 29 | 4 | 2 | 0 | 4.25 | | | | | | | | | | | | | | | | | | | | | | | | | | |
| CARDBOARD BASEBALL RATINGS | | | | | | | | | | | | | | | | | | | | | | | | | | | | | | | | | | | | | | | | | | | | | | | | | | | |
| ERA | | | | | | | | | | | | | W | | | | | | | | | | | | | BB | | | | | | | | | | | | | K | | | | | | | | | | | | |
| 42 | | | | | | | | | | | | | 12 | | | | | | | | | | | | | 87 | | | | | | | | | | | | | 151 | | | | | | | | | | | | |

| | | | | | | | | | | | | | | | | | | | | | | | | | | | | | | | | | | | | | | | | | | | | | | | | | | | |
|--|------|---|---|----|----|----|----|----|----|-----|----|------|---------------------------------|------|---|---|----|----|----|----|----|----|-----|----|------|----|--|--|--|--|--|--|--|--|--|--|--|--|----|--|--|--|--|--|--|--|--|--|--|--|--|
| 873 | | | | | | | | | | | | | JAMIE WALKER | | | | | | | | | | | | | P | | | | | | | | | | | | | | | | | | | | | | | | | |
| HT: 6'2" WT: 190 THROWS: LEFT BATS: LEFT | | | | | | | | | | | | | BORN: 7-1-1971, McMinnville, TN | | | | | | | | | | | | | | | | | | | | | | | | | | | | | | | | | | | | | | |
| 1997 KANSAS CITY ROYALS PITCHING RECORD | | | | | | | | | | | | | | | | | | | | | | | | | | | | | | | | | | | | | | | | | | | | | | | | | | | |
| G | IP | W | L | R | ER | SO | BB | GS | CG | SHO | SV | ERA | G | IP | W | L | R | ER | SO | BB | GS | CG | SHO | SV | ERA | | | | | | | | | | | | | | | | | | | | | | | | | | |
| 50 | 43.1 | 3 | 3 | 28 | 26 | 24 | 20 | 0 | 0 | 0 | 0 | 5.44 | 46 | 67.1 | 2 | 0 | 49 | 43 | 51 | 18 | 1 | 0 | 0 | 2 | 5.75 | | | | | | | | | | | | | | | | | | | | | | | | | | |
| CARDBOARD BASEBALL RATINGS | | | | | | | | | | | | | | | | | | | | | | | | | | | | | | | | | | | | | | | | | | | | | | | | | | | |
| ERA | | | | | | | | | | | | | W | | | | | | | | | | | | | BB | | | | | | | | | | | | | K | | | | | | | | | | | | |
| 54 | | | | | | | | | | | | | 3 | | | | | | | | | | | | | 20 | | | | | | | | | | | | | 24 | | | | | | | | | | | | |

| | | | | | | | | | | | | | | | | | | | | | | | | | | | | | | | | | | | | | | | | | | | | | | | | | | | |
|--|------|---|---|----|----|----|----|----|----|-----|----|------|-----------------------------|------|---|---|----|----|----|----|----|----|-----|----|------|----|--|--|--|--|--|--|--|--|--|--|--|--|----|--|--|--|--|--|--|--|--|--|--|--|--|
| 877 | | | | | | | | | | | | | BOB WELLS | | | | | | | | | | | | | P | | | | | | | | | | | | | | | | | | | | | | | | | |
| HT: 6'0" WT: 180 THROWS: RIGHT BATS: RIGHT | | | | | | | | | | | | | BORN: 11-1-1966, Yakima, WA | | | | | | | | | | | | | | | | | | | | | | | | | | | | | | | | | | | | | | |
| 1997 SEATTLE MARINERS PITCHING RECORD | | | | | | | | | | | | | | | | | | | | | | | | | | | | | | | | | | | | | | | | | | | | | | | | | | | |
| G | IP | W | L | R | ER | SO | BB | GS | CG | SHO | SV | ERA | G | IP | W | L | R | ER | SO | BB | GS | CG | SHO | SV | ERA | | | | | | | | | | | | | | | | | | | | | | | | | | |
| 50 | 43.1 | 3 | 3 | 28 | 26 | 24 | 20 | 0 | 0 | 0 | 0 | 5.44 | 46 | 67.1 | 2 | 0 | 49 | 43 | 51 | 18 | 1 | 0 | 0 | 2 | 5.75 | | | | | | | | | | | | | | | | | | | | | | | | | | |
| CARDBOARD BASEBALL RATINGS | | | | | | | | | | | | | | | | | | | | | | | | | | | | | | | | | | | | | | | | | | | | | | | | | | | |
| ERA | | | | | | | | | | | | | W | | | | | | | | | | | | | BB | | | | | | | | | | | | | K | | | | | | | | | | | | |
| 57 | | | | | | | | | | | | | 2 | | | | | | | | | | | | | 18 | | | | | | | | | | | | | 51 | | | | | | | | | | | | |

| | | | | | | | | | | | | | | | | | | | | | | | | | | | | | | | | | | | | | | | | | | | | | | | | | | | |
|--|------|---|---|----|----|----|----|----|----|-----|----|------|-----------------------------|-------|----|----|-----|-----|-----|----|----|----|-----|----|------|----|--|--|--|--|--|--|--|--|--|--|--|--|----|--|--|--|--|--|--|--|--|--|--|--|--|
| 874 | | | | | | | | | | | | | DONNE WALL | | | | | | | | | | | | | P | | | | | | | | | | | | | | | | | | | | | | | | | |
| HT: 6'1" WT: 180 THROWS: RIGHT BATS: RIGHT | | | | | | | | | | | | | BORN: 7-11-1967, Potosi, MO | | | | | | | | | | | | | | | | | | | | | | | | | | | | | | | | | | | | | | |
| 1997 HOUSTON ASTROS PITCHING RECORD | | | | | | | | | | | | | | | | | | | | | | | | | | | | | | | | | | | | | | | | | | | | | | | | | | | |
| G | IP | W | L | R | ER | SO | BB | GS | CG | SHO | SV | ERA | G | IP | W | L | R | ER | SO | BB | GS | CG | SHO | SV | ERA | | | | | | | | | | | | | | | | | | | | | | | | | | |
| 8 | 41.2 | 2 | 5 | 31 | 29 | 25 | 16 | 8 | 0 | 0 | 0 | 6.26 | 32 | 218.1 | 16 | 10 | 109 | 102 | 156 | 45 | 32 | 5 | 2 | 0 | 4.21 | | | | | | | | | | | | | | | | | | | | | | | | | | |
| CARDBOARD BASEBALL RATINGS | | | | | | | | | | | | | | | | | | | | | | | | | | | | | | | | | | | | | | | | | | | | | | | | | | | |
| ERA | | | | | | | | | | | | | W | | | | | | | | | | | | | BB | | | | | | | | | | | | | K | | | | | | | | | | | | |
| 62 | | | | | | | | | | | | | 2 | | | | | | | | | | | | | 16 | | | | | | | | | | | | | 25 | | | | | | | | | | | | |

| | | | | | | | | | | | | | | | | | | | | | | | | | | | | | | | | | | | | | | | | | | | | | | | | | | | |
|--|-------|----|----|-----|-----|-----|----|----|----|-----|----|------|-------------------------------|-------|----|----|-----|-----|-----|----|----|----|-----|----|------|----|--|--|--|--|--|--|--|--|--|--|--|--|-----|--|--|--|--|--|--|--|--|--|--|--|--|
| 878 | | | | | | | | | | | | | DAVID WELLS | | | | | | | | | | | | | P | | | | | | | | | | | | | | | | | | | | | | | | | |
| HT: 6'3" WT: 187 THROWS: LEFT BATS: LEFT | | | | | | | | | | | | | BORN: 5-20-1963, Torrance, CA | | | | | | | | | | | | | | | | | | | | | | | | | | | | | | | | | | | | | | |
| 1997 NEW YORK YANKEES PITCHING RECORD | | | | | | | | | | | | | | | | | | | | | | | | | | | | | | | | | | | | | | | | | | | | | | | | | | | |
| G | IP | W | L | R | ER | SO | BB | GS | CG | SHO | SV | ERA | G | IP | W | L | R | ER | SO | BB | GS | CG | SHO | SV | ERA | | | | | | | | | | | | | | | | | | | | | | | | | | |
| 32 | 218.1 | 16 | 10 | 109 | 102 | 156 | 45 | 32 | 5 | 2 | 0 | 4.21 | 32 | 218.1 | 16 | 10 | 109 | 102 | 156 | 45 | 32 | 5 | 2 | 0 | 4.21 | | | | | | | | | | | | | | | | | | | | | | | | | | |
| CARDBOARD BASEBALL RATINGS | | | | | | | | | | | | | | | | | | | | | | | | | | | | | | | | | | | | | | | | | | | | | | | | | | | |
| ERA | | | | | | | | | | | | | W | | | | | | | | | | | | | BB | | | | | | | | | | | | | K | | | | | | | | | | | | |
| 42 | | | | | | | | | | | | | 16 | | | | | | | | | | | | | 45 | | | | | | | | | | | | | 156 | | | | | | | | | | | | |

| | | | | | | | | | | | | | | | | | | | | | | | | | | | | | | | | | | | | | | | | | | | | | | | | | | | |
|--|-------|---|---|----|----|----|----|----|----|-----|----|------|----------------------------------|------|---|---|----|----|----|----|----|----|-----|----|------|----|--|--|--|--|--|--|--|--|--|--|--|--|----|--|--|--|--|--|--|--|--|--|--|--|--|
| 875 | | | | | | | | | | | | | JOHN WASDIN | | | | | | | | | | | | | P | | | | | | | | | | | | | | | | | | | | | | | | | |
| HT: 6'2" WT: 190 THROWS: RIGHT BATS: RIGHT | | | | | | | | | | | | | BORN: 8-5-1972, Fort Belvoir, VA | | | | | | | | | | | | | | | | | | | | | | | | | | | | | | | | | | | | | | |
| 1997 BOSTON RED SOX PITCHING RECORD | | | | | | | | | | | | | | | | | | | | | | | | | | | | | | | | | | | | | | | | | | | | | | | | | | | |
| G | IP | W | L | R | ER | SO | BB | GS | CG | SHO | SV | ERA | G | IP | W | L | R | ER | SO | BB | GS | CG | SHO | SV | ERA | | | | | | | | | | | | | | | | | | | | | | | | | | |
| 53 | 124.2 | 4 | 6 | 68 | 61 | 84 | 38 | 7 | 0 | 0 | 0 | 4.40 | 65 | 76.1 | 3 | 5 | 42 | 37 | 64 | 53 | 0 | 0 | 0 | 5 | 4.36 | | | | | | | | | | | | | | | | | | | | | | | | | | |
| CARDBOARD BASEBALL RATINGS | | | | | | | | | | | | | | | | | | | | | | | | | | | | | | | | | | | | | | | | | | | | | | | | | | | |
| ERA | | | | | | | | | | | | | W | | | | | | | | | | | | | BB | | | | | | | | | | | | | K | | | | | | | | | | | | |
| 44 | | | | | | | | | | | | | 4 | | | | | | | | | | | | | 38 | | | | | | | | | | | | | 84 | | | | | | | | | | | | |

| | | | | | | | | | | | | | | | | | | | | | | | | | | | | | | | | | | | | | | | | | | | | | | | | | | | |
|---|------|---|---|----|----|----|----|----|----|-----|----|------|---------------------------------|------|---|---|----|----|----|----|----|----|-----|----|------|----|--|--|--|--|--|--|--|--|--|--|--|--|----|--|--|--|--|--|--|--|--|--|--|--|--|
| 879 | | | | | | | | | | | | | TURK WENDELL | | | | | | | | | | | | | P | | | | | | | | | | | | | | | | | | | | | | | | | |
| HT: 6'2" WT: 185 THROWS: RIGHT BATS: BOTH | | | | | | | | | | | | | BORN: 5-19-1967, Pittsfield, MA | | | | | | | | | | | | | | | | | | | | | | | | | | | | | | | | | | | | | | |
| 1997 NEW YORK METS PITCHING RECORD | | | | | | | | | | | | | | | | | | | | | | | | | | | | | | | | | | | | | | | | | | | | | | | | | | | |
| G | IP | W | L | R | ER | SO | BB | GS | CG | SHO | SV | ERA | G | IP | W | L | R | ER | SO | BB | GS | CG | SHO | SV | ERA | | | | | | | | | | | | | | | | | | | | | | | | | | |
| 65 | 76.1 | 3 | 5 | 42 | 37 | 64 | 53 | 0 | 0 | 0 | 5 | 4.36 | 65 | 76.1 | 3 | 5 | 42 | 37 | 64 | 53 | 0 | 0 | 0 | 5 | 4.36 | | | | | | | | | | | | | | | | | | | | | | | | | | |
| CARDBOARD BASEBALL RATINGS | | | | | | | | | | | | | | | | | | | | | | | | | | | | | | | | | | | | | | | | | | | | | | | | | | | |
| ERA | | | | | | | | | | | | | W | | | | | | | | | | | | | BB | | | | | | | | | | | | | K | | | | | | | | | | | | |
| 43 | | | | | | | | | | | | | 3 | | | | | | | | | | | | | 53 | | | | | | | | | | | | | 64 | | | | | | | | | | | | |

| | | | | | | | | | | | | | | | | | | | | | | | | | | | | | | | | | | | | | | | | | | | | | | | | | | | |
|--|-------|----|----|-----|-----|-----|----|----|----|-----|----|------|-------------------------------|-------|---|----|----|----|----|----|----|----|-----|----|------|----|--|--|--|--|--|--|--|--|--|--|--|--|-----|--|--|--|--|--|--|--|--|--|--|--|--|
| 876 | | | | | | | | | | | | | ALLEN WATSON | | | | | | | | | | | | | P | | | | | | | | | | | | | | | | | | | | | | | | | |
| HT: 6'3" WT: 195 THROWS: LEFT BATS: LEFT | | | | | | | | | | | | | BORN: 11-18-1970, Jamaica, NY | | | | | | | | | | | | | | | | | | | | | | | | | | | | | | | | | | | | | | |
| 1997 ANAHEIM ANGELS PITCHING RECORD | | | | | | | | | | | | | | | | | | | | | | | | | | | | | | | | | | | | | | | | | | | | | | | | | | | |
| G | IP | W | L | R | ER | SO | BB | GS | CG | SHO | SV | ERA | G | IP | W | L | R | ER | SO | BB | GS | CG | SHO | SV | ERA | | | | | | | | | | | | | | | | | | | | | | | | | | |
| 35 | 199.1 | 12 | 12 | 121 | 109 | 141 | 73 | 34 | 0 | 0 | 0 | 4.93 | 49 | 134.1 | 5 | 11 | 96 | 90 | 68 | 41 | 12 | 1 | 0 | 2 | 6.04 | | | | | | | | | | | | | | | | | | | | | | | | | | |
| CARDBOARD BASEBALL RATINGS | | | | | | | | | | | | | | | | | | | | | | | | | | | | | | | | | | | | | | | | | | | | | | | | | | | |
| ERA | | | | | | | | | | | | | W | | | | | | | | | | | | | BB | | | | | | | | | | | | | K | | | | | | | | | | | | |
| 49 | | | | | | | | | | | | | 12 | | | | | | | | | | | | | 73 | | | | | | | | | | | | | 141 | | | | | | | | | | | | |

| | | | | | | | | | | | | | | | | | | | | | | | | | | | | | | | | | | | | | | | | | | | | | | | | | | | |
|--|-------|---|----|----|----|----|----|----|----|-----|----|------|---------------------------------|-------|---|----|----|----|----|----|----|----|-----|----|------|----|--|--|--|--|--|--|--|--|--|--|--|--|----|--|--|--|--|--|--|--|--|--|--|--|--|
| 880 | | | | | | | | | | | | | DON WENGERT | | | | | | | | | | | | | P | | | | | | | | | | | | | | | | | | | | | | | | | |
| HT: 6'2" WT: 205 THROWS: RIGHT BATS: RIGHT | | | | | | | | | | | | | BORN: 11-6-1969, Sioux City, IA | | | | | | | | | | | | | | | | | | | | | | | | | | | | | | | | | | | | | | |
| 1997 OAKLAND ATHLETICS PITCHING RECORD | | | | | | | | | | | | | | | | | | | | | | | | | | | | | | | | | | | | | | | | | | | | | | | | | | | |
| G | IP | W | L | R | ER | SO | BB | GS | CG | SHO | SV | ERA | G | IP | W | L | R | ER | SO | BB | GS | CG | SHO | SV | ERA | | | | | | | | | | | | | | | | | | | | | | | | | | |
| 49 | 134.1 | 5 | 11 | 96 | 90 | 68 | 41 | 12 | 1 | 0 | 2 | 6.04 | 49 | 134.1 | 5 | 11 | 96 | 90 | 68 | 41 | 12 | 1 | 0 | 2 | 6.04 | | | | | | | | | | | | | | | | | | | | | | | | | | |
| CARDBOARD BASEBALL RATINGS | | | | | | | | | | | | | | | | | | | | | | | | | | | | | | | | | | | | | | | | | | | | | | | | | | | |
| ERA | | | | | | | | | | | | | W | | | | | | | | | | | | | BB | | | | | | | | | | | | | K | | | | | | | | | | | | |
| 60 | | | | | | | | | | | | | 5 | | | | | | | | | | | | | 41 | | | | | | | | | | | | | 68 | | | | | | | | | | | | |

| | | | | | | | | | | | | | | | | | | | | | | | | | | | | | | | | | | | | | | | | | | | | | | | | | | | |
|--|------|---|---|----|----|----|----|----|----|-----|----|------|--------------------------------|------|---|---|----|----|----|----|----|----|-----|----|------|----|--|--|--|--|--|--|--|--|--|--|--|--|----|--|--|--|--|--|--|--|--|--|--|--|--|
| 881 | | | | | | | | | | | | | JOHN WETTELAND | | | | | | | | | | | | | P | | | | | | | | | | | | | | | | | | | | | | | | | |
| HT: 6'2" WT: 195 THROWS: RIGHT BATS: RIGHT | | | | | | | | | | | | | BORN: 8-21-1966, San Mateo, CA | | | | | | | | | | | | | | | | | | | | | | | | | | | | | | | | | | | | | | |
| 1997 TEXAS RANGERS PITCHING RECORD | | | | | | | | | | | | | | | | | | | | | | | | | | | | | | | | | | | | | | | | | | | | | | | | | | | |
| G | IP | W | L | R | ER | SO | BB | GS | CG | SHO | SV | ERA | G | IP | W | L | R | ER | SO | BB | GS | CG | SHO | SV | ERA | | | | | | | | | | | | | | | | | | | | | | | | | | |
| 61 | 65.1 | 7 | 2 | 18 | 14 | 63 | 21 | 0 | 0 | 0 | 31 | 1.94 | 70 | 75.2 | 9 | 5 | 33 | 31 | 47 | 33 | 0 | 0 | 0 | 2 | 3.69 | | | | | | | | | | | | | | | | | | | | | | | | | | |
| CARDBOARD BASEBALL RATINGS | | | | | | | | | | | | | | | | | | | | | | | | | | | | | | | | | | | | | | | | | | | | | | | | | | | |
| ERA | | | | | | | | | | | | | W | | | | | | | | | | | | | BB | | | | | | | | | | | | | K | | | | | | | | | | | | |
| 19 | | | | | | | | | | | | | 7 | | | | | | | | | | | | | 21 | | | | | | | | | | | | | 63 | | | | | | | | | | | | |

| | | | | | | | | | | | | | | | | | | | | | | | | | | | | | | | | | | | | | | | | | | | | | | | | | | | |
|---|------|---|---|----|----|----|----|----|----|-----|----|------|---------------------------------|------|---|---|----|----|----|----|----|----|-----|----|------|----|--|--|--|--|--|--|--|--|--|--|--|--|----|--|--|--|--|--|--|--|--|--|--|--|--|
| 885 | | | | | | | | | | | | | MARC WILKINS | | | | | | | | | | | | | P | | | | | | | | | | | | | | | | | | | | | | | | | |
| HT: 5'11" WT: 205 THROWS: RIGHT BATS: RIGHT | | | | | | | | | | | | | BORN: 10-21-1970, Mansfield, OH | | | | | | | | | | | | | | | | | | | | | | | | | | | | | | | | | | | | | | |
| 1997 PITTSBURGH PIRATES PITCHING RECORD | | | | | | | | | | | | | | | | | | | | | | | | | | | | | | | | | | | | | | | | | | | | | | | | | | | |
| G | IP | W | L | R | ER | SO | BB | GS | CG | SHO | SV | ERA | G | IP | W | L | R | ER | SO | BB | GS | CG | SHO | SV | ERA | | | | | | | | | | | | | | | | | | | | | | | | | | |
| 61 | 65.1 | 7 | 2 | 18 | 14 | 63 | 21 | 0 | 0 | 0 | 31 | 1.94 | 70 | 75.2 | 9 | 5 | 33 | 31 | 47 | 33 | 0 | 0 | 0 | 2 | 3.69 | | | | | | | | | | | | | | | | | | | | | | | | | | |
| CARDBOARD BASEBALL RATINGS | | | | | | | | | | | | | | | | | | | | | | | | | | | | | | | | | | | | | | | | | | | | | | | | | | | |
| ERA | | | | | | | | | | | | | W | | | | | | | | | | | | | BB | | | | | | | | | | | | | K | | | | | | | | | | | | |
| 36 | | | | | | | | | | | | | 9 | | | | | | | | | | | | | 33 | | | | | | | | | | | | | 47 | | | | | | | | | | | | |

| | | | | | | | | | | | | | | | | | | | | | | | | | | | | | | | | | | | | | | | | | | | | | | | | | | | |
|--|------|---|---|----|----|----|----|----|----|-----|----|------|-------------------------------|------|---|---|---|----|----|----|----|----|-----|----|------|----|--|--|--|--|--|--|--|--|--|--|--|--|----|--|--|--|--|--|--|--|--|--|--|--|--|
| 882 | | | | | | | | | | | | | GABE WHITE | | | | | | | | | | | | | P | | | | | | | | | | | | | | | | | | | | | | | | | |
| HT: 6'2" WT: 200 THROWS: LEFT BATS: LEFT | | | | | | | | | | | | | BORN: 11-20-1971, Sebring, FL | | | | | | | | | | | | | | | | | | | | | | | | | | | | | | | | | | | | | | |
| 1997 CINCINNATI REDS PITCHING RECORD | | | | | | | | | | | | | | | | | | | | | | | | | | | | | | | | | | | | | | | | | | | | | | | | | | | |
| G | IP | W | L | R | ER | SO | BB | GS | CG | SHO | SV | ERA | G | IP | W | L | R | ER | SO | BB | GS | CG | SHO | SV | ERA | | | | | | | | | | | | | | | | | | | | | | | | | | |
| 12 | 41.1 | 2 | 2 | 20 | 20 | 25 | 8 | 6 | 0 | 0 | 1 | 4.39 | 13 | 24.1 | 0 | 0 | 8 | 8 | 14 | 18 | 0 | 0 | 0 | 0 | 3.00 | | | | | | | | | | | | | | | | | | | | | | | | | | |
| CARDBOARD BASEBALL RATINGS | | | | | | | | | | | | | | | | | | | | | | | | | | | | | | | | | | | | | | | | | | | | | | | | | | | |
| ERA | | | | | | | | | | | | | W | | | | | | | | | | | | | BB | | | | | | | | | | | | | K | | | | | | | | | | | | |
| 43 | | | | | | | | | | | | | 2 | | | | | | | | | | | | | 8 | | | | | | | | | | | | | 25 | | | | | | | | | | | | |

| | | | | | | | | | | | | | | | | | | | | | | | | | | | | | | | | | | | | | | | | | | | | | | | | | | | |
|--|------|---|---|---|----|----|----|----|----|-----|----|------|--------------------------------|------|---|---|---|----|----|----|----|----|-----|----|------|----|--|--|--|--|--|--|--|--|--|--|--|--|----|--|--|--|--|--|--|--|--|--|--|--|--|
| 886 | | | | | | | | | | | | | BRIAN WILLIAMS | | | | | | | | | | | | | P | | | | | | | | | | | | | | | | | | | | | | | | | |
| HT: 6'3" WT: 205 THROWS: RIGHT BATS: RIGHT | | | | | | | | | | | | | BORN: 2-15-1969, Lancaster, SC | | | | | | | | | | | | | | | | | | | | | | | | | | | | | | | | | | | | | | |
| 1997 BALTIMORE ORIOLES PITCHING RECORD | | | | | | | | | | | | | | | | | | | | | | | | | | | | | | | | | | | | | | | | | | | | | | | | | | | |
| G | IP | W | L | R | ER | SO | BB | GS | CG | SHO | SV | ERA | G | IP | W | L | R | ER | SO | BB | GS | CG | SHO | SV | ERA | | | | | | | | | | | | | | | | | | | | | | | | | | |
| 13 | 24.1 | 0 | 0 | 8 | 8 | 14 | 18 | 0 | 0 | 0 | 0 | 3.00 | 13 | 24.1 | 0 | 0 | 8 | 8 | 14 | 18 | 0 | 0 | 0 | 0 | 3.00 | | | | | | | | | | | | | | | | | | | | | | | | | | |
| CARDBOARD BASEBALL RATINGS | | | | | | | | | | | | | | | | | | | | | | | | | | | | | | | | | | | | | | | | | | | | | | | | | | | |
| ERA | | | | | | | | | | | | | W | | | | | | | | | | | | | BB | | | | | | | | | | | | | K | | | | | | | | | | | | |
| 30 | | | | | | | | | | | | | 0 | | | | | | | | | | | | | 18 | | | | | | | | | | | | | 14 | | | | | | | | | | | | |

| | | | | | | | | | | | | | | | | | | | | | | | | | | | | | | | | | | | | | | | | | | | | | | | | | | | |
|--|------|---|---|----|----|----|----|----|----|-----|----|------|--------------------------------|------|---|---|----|----|----|----|----|----|-----|----|------|----|--|--|--|--|--|--|--|--|--|--|--|--|----|--|--|--|--|--|--|--|--|--|--|--|--|
| 883 | | | | | | | | | | | | | MATT WHITESIDE | | | | | | | | | | | | | P | | | | | | | | | | | | | | | | | | | | | | | | | |
| HT: 6'0" WT: 185 THROWS: RIGHT BATS: RIGHT | | | | | | | | | | | | | BORN: 8-8-1967, Charleston, MO | | | | | | | | | | | | | | | | | | | | | | | | | | | | | | | | | | | | | | |
| 1997 TEXAS RANGERS PITCHING RECORD | | | | | | | | | | | | | | | | | | | | | | | | | | | | | | | | | | | | | | | | | | | | | | | | | | | |
| G | IP | W | L | R | ER | SO | BB | GS | CG | SHO | SV | ERA | G | IP | W | L | R | ER | SO | BB | GS | CG | SHO | SV | ERA | | | | | | | | | | | | | | | | | | | | | | | | | | |
| 42 | 72.2 | 4 | 1 | 45 | 41 | 44 | 26 | 1 | 0 | 0 | 0 | 5.08 | 42 | 72.2 | 4 | 1 | 45 | 41 | 44 | 26 | 1 | 0 | 0 | 0 | 5.08 | | | | | | | | | | | | | | | | | | | | | | | | | | |
| CARDBOARD BASEBALL RATINGS | | | | | | | | | | | | | | | | | | | | | | | | | | | | | | | | | | | | | | | | | | | | | | | | | | | |
| ERA | | | | | | | | | | | | | W | | | | | | | | | | | | | BB | | | | | | | | | | | | | K | | | | | | | | | | | | |
| 50 | | | | | | | | | | | | | 4 | | | | | | | | | | | | | 26 | | | | | | | | | | | | | 44 | | | | | | | | | | | | |

| | | | | | | | | | | | | | | | | | | | | | | | | | | | | | | | | | | | | | | | | | | | | | | | | | | | |
|--|-------|---|----|----|----|-----|----|----|----|-----|----|------|------------------------------|-------|---|----|----|----|-----|----|----|----|-----|----|------|----|--|--|--|--|--|--|--|--|--|--|--|--|-----|--|--|--|--|--|--|--|--|--|--|--|--|
| 887 | | | | | | | | | | | | | WOODY WILLIAMS | | | | | | | | | | | | | P | | | | | | | | | | | | | | | | | | | | | | | | | |
| HT: 6'0" WT: 180 THROWS: RIGHT BATS: RIGHT | | | | | | | | | | | | | BORN: 8-19-1966, Houston, TX | | | | | | | | | | | | | | | | | | | | | | | | | | | | | | | | | | | | | | |
| 1997 TORONTO BLUE JAYS PITCHING RECORD | | | | | | | | | | | | | | | | | | | | | | | | | | | | | | | | | | | | | | | | | | | | | | | | | | | |
| G | IP | W | L | R | ER | SO | BB | GS | CG | SHO | SV | ERA | G | IP | W | L | R | ER | SO | BB | GS | CG | SHO | SV | ERA | | | | | | | | | | | | | | | | | | | | | | | | | | |
| 31 | 194.2 | 9 | 14 | 98 | 94 | 124 | 66 | 31 | 0 | 0 | 0 | 4.35 | 31 | 194.2 | 9 | 14 | 98 | 94 | 124 | 66 | 31 | 0 | 0 | 0 | 4.35 | | | | | | | | | | | | | | | | | | | | | | | | | | |
| CARDBOARD BASEBALL RATINGS | | | | | | | | | | | | | | | | | | | | | | | | | | | | | | | | | | | | | | | | | | | | | | | | | | | |
| ERA | | | | | | | | | | | | | W | | | | | | | | | | | | | BB | | | | | | | | | | | | | K | | | | | | | | | | | | |
| 43 | | | | | | | | | | | | | 9 | | | | | | | | | | | | | 66 | | | | | | | | | | | | | 124 | | | | | | | | | | | | |

| | | | | | | | | | | | | | | | | | | | | | | | | | | | | | | | | | | | | | | | | | | | | | | | | | | | |
|--|------|---|---|----|----|----|----|----|----|-----|----|------|-------------------------------|------|---|---|----|----|----|----|----|----|-----|----|------|----|--|--|--|--|--|--|--|--|--|--|--|--|----|--|--|--|--|--|--|--|--|--|--|--|--|
| 884 | | | | | | | | | | | | | BOB WICKMAN | | | | | | | | | | | | | P | | | | | | | | | | | | | | | | | | | | | | | | | |
| HT: 6'1" WT: 207 THROWS: RIGHT BATS: RIGHT | | | | | | | | | | | | | BORN: 2-6-1969, Green Bay, WI | | | | | | | | | | | | | | | | | | | | | | | | | | | | | | | | | | | | | | |
| 1997 MILWAUKEE BREWERS PITCHING RECORD | | | | | | | | | | | | | | | | | | | | | | | | | | | | | | | | | | | | | | | | | | | | | | | | | | | |
| G | IP | W | L | R | ER | SO | BB | GS | CG | SHO | SV | ERA | G | IP | W | L | R | ER | SO | BB | GS | CG | SHO | SV | ERA | | | | | | | | | | | | | | | | | | | | | | | | | | |
| 74 | 95.2 | 7 | 6 | 32 | 29 | 78 | 41 | 0 | 0 | 0 | 1 | 2.73 | 74 | 95.2 | 7 | 6 | 32 | 29 | 78 | 41 | 0 | 0 | 0 | 1 | 2.73 | | | | | | | | | | | | | | | | | | | | | | | | | | |
| CARDBOARD BASEBALL RATINGS | | | | | | | | | | | | | | | | | | | | | | | | | | | | | | | | | | | | | | | | | | | | | | | | | | | |
| ERA | | | | | | | | | | | | | W | | | | | | | | | | | | | BB | | | | | | | | | | | | | K | | | | | | | | | | | | |
| 27 | | | | | | | | | | | | | 7 | | | | | | | | | | | | | 41 | | | | | | | | | | | | | 78 | | | | | | | | | | | | |

| | | | | | | | | | | | | | | | | | | | | | | | | | | | | | | | | | | | | | | | | | | | | | | | | | | | |
|--|-------|----|----|-----|-----|-----|----|----|----|-----|----|------|--------------------------------|-------|----|----|-----|-----|-----|----|----|----|-----|----|------|----|--|--|--|--|--|--|--|--|--|--|--|--|-----|--|--|--|--|--|--|--|--|--|--|--|--|
| 888 | | | | | | | | | | | | | BOBBY WITT | | | | | | | | | | | | | P | | | | | | | | | | | | | | | | | | | | | | | | | |
| HT: 6'2" WT: 190 THROWS: RIGHT BATS: RIGHT | | | | | | | | | | | | | BORN: 5-11-1964, Arlington, VA | | | | | | | | | | | | | | | | | | | | | | | | | | | | | | | | | | | | | | |
| 1997 TEXAS RANGERS PITCHING RECORD | | | | | | | | | | | | | | | | | | | | | | | | | | | | | | | | | | | | | | | | | | | | | | | | | | | |
| G | IP | W | L | R | ER | SO | BB | GS | CG | SHO | SV | ERA | G | IP | W | L | R | ER | SO | BB | GS | CG | SHO | SV | ERA | | | | | | | | | | | | | | | | | | | | | | | | | | |
| 34 | 209.1 | 12 | 12 | 118 | 112 | 121 | 74 | 32 | 3 | 0 | 0 | 4.82 | 34 | 209.1 | 12 | 12 | 118 | 112 | 121 | 74 | 32 | 3 | 0 | 0 | 4.82 | | | | | | | | | | | | | | | | | | | | | | | | | | |
| CARDBOARD BASEBALL RATINGS | | | | | | | | | | | | | | | | | | | | | | | | | | | | | | | | | | | | | | | | | | | | | | | | | | | |
| ERA | | | | | | | | | | | | | W | | | | | | | | | | | | | BB | | | | | | | | | | | | | K | | | | | | | | | | | | |
| 48 | | | | | | | | | | | | | 12 | | | | | | | | | | | | | 74 | | | | | | | | | | | | | 121 | | | | | | | | | | | | |

| <div>889</div> <div>MARK WOHLERS</div> <div>P</div> <div>HT: 6'4" WT: 207 THROWS: RIGHT BATS: RIGHT BORN: 1-23-1970, Holyoke, MA</div> <div>1997 ATLANTA BRAVES PITCHING RECORD</div> <table><tr><th>G</th><th>IP</th><th>W</th><th>L</th><th>R</th><th>ER</th><th>SO</th><th>BB</th><th>GS</th><th>CG</th><th>SHO</th><th>SV</th><th>ERA</th></tr><tr><td>71</td><td>69.1</td><td>5</td><td>7</td><td>29</td><td>27</td><td>92</td><td>38</td><td>0</td><td>0</td><td>0</td><td>33</td><td>3.50</td></tr></table> <div>CARDBOARD BASEBALL RATINGS</div> <table><tr><td>ERA</td><td>W</td><td>BB</td><td>K</td></tr><tr><td>35</td><td>5</td><td>38</td><td>92</td></tr></table> | | | | | | | | | | | | | G | IP | W | L | R | ER | SO | BB | GS | CG | SHO | SV | ERA | 71 | 69.1 | 5 | 7 | 29 | 27 | 92 | 38 | 0 | 0 | 0 | 33 | 3.50 | ERA | W | BB | K | 35 | 5 | 38 | 92 | <div>893</div> <div>TODD WORRELL</div> <div>P</div> <div>HT: 6'5" WT: 215 THROWS: RIGHT BATS: RIGHT BORN: 9-28-1959, Arcadia, CA</div> <div>1997 LOS ANGELES DODGERS PITCHING RECORD</div> <table><tr><th>G</th><th>IP</th><th>W</th><th>L</th><th>R</th><th>ER</th><th>SO</th><th>BB</th><th>GS</th><th>CG</th><th>SHO</th><th>SV</th><th>ERA</th></tr><tr><td>65</td><td>59.2</td><td>2</td><td>6</td><td>38</td><td>35</td><td>61</td><td>23</td><td>0</td><td>0</td><td>0</td><td>35</td><td>5.28</td></tr></table> <div>CARDBOARD BASEBALL RATINGS</div> <table><tr><td>ERA</td><td>W</td><td>BB</td><td>K</td></tr><tr><td>52</td><td>2</td><td>23</td><td>61</td></tr></table> | | | | | | | | | | | | | G | IP | W | L | R | ER | SO | BB | GS | CG | SHO | SV | ERA | 65 | 59.2 | 2 | 6 | 38 | 35 | 61 | 23 | 0 | 0 | 0 | 35 | 5.28 | ERA | W | BB | K | 52 | 2 | 23 | 61 |
|--|-------|----|----|-----|-----|----|----|----|----|-----|----|------|---|----|---|---|---|----|----|----|----|----|-----|----|-----|----|-------|---|---|----|----|----|----|----|---|---|----|------|-----|---|----|---|----|---|----|----|---|--|--|--|--|--|--|--|--|--|--|--|--|---|----|---|---|---|----|----|----|----|----|-----|----|-----|----|-------|---|----|-----|-----|----|----|----|---|---|----|------|-----|---|----|---|----|---|----|----|
| G | IP | W | L | R | ER | SO | BB | GS | CG | SHO | SV | ERA | | | | | | | | | | | | | | | | | | | | | | | | | | | | | | | | | | | | | | | | | | | | | | | | | | | | | | | | | | | | | | | | | | | | | | | | | | | | | | | | | |
| 71 | 69.1 | 5 | 7 | 29 | 27 | 92 | 38 | 0 | 0 | 0 | 33 | 3.50 | | | | | | | | | | | | | | | | | | | | | | | | | | | | | | | | | | | | | | | | | | | | | | | | | | | | | | | | | | | | | | | | | | | | | | | | | | | | | | | | | |
| ERA | W | BB | K | | | | | | | | | | | | | | | | | | | | | | | | | | | | | | | | | | | | | | | | | | | | | | | | | | | | | | | | | | | | | | | | | | | | | | | | | | | | | | | | | | | | | | | | | | |
| 35 | 5 | 38 | 92 | | | | | | | | | | | | | | | | | | | | | | | | | | | | | | | | | | | | | | | | | | | | | | | | | | | | | | | | | | | | | | | | | | | | | | | | | | | | | | | | | | | | | | | | | | |
| G | IP | W | L | R | ER | SO | BB | GS | CG | SHO | SV | ERA | | | | | | | | | | | | | | | | | | | | | | | | | | | | | | | | | | | | | | | | | | | | | | | | | | | | | | | | | | | | | | | | | | | | | | | | | | | | | | | | | |
| 65 | 59.2 | 2 | 6 | 38 | 35 | 61 | 23 | 0 | 0 | 0 | 35 | 5.28 | | | | | | | | | | | | | | | | | | | | | | | | | | | | | | | | | | | | | | | | | | | | | | | | | | | | | | | | | | | | | | | | | | | | | | | | | | | | | | | | | |
| ERA | W | BB | K | | | | | | | | | | | | | | | | | | | | | | | | | | | | | | | | | | | | | | | | | | | | | | | | | | | | | | | | | | | | | | | | | | | | | | | | | | | | | | | | | | | | | | | | | | |
| 52 | 2 | 23 | 61 | | | | | | | | | | | | | | | | | | | | | | | | | | | | | | | | | | | | | | | | | | | | | | | | | | | | | | | | | | | | | | | | | | | | | | | | | | | | | | | | | | | | | | | | | | |
| <div>890</div> <div>BOB WOLCOTT</div> <div>P</div> <div>HT: 6'0" WT: 190 THROWS: RIGHT BATS: RIGHT BORN: 9-8-1973, Huntington Beach, CA</div> <div>1997 SEATTLE MARINERS PITCHING RECORD</div> <table><tr><th>G</th><th>IP</th><th>W</th><th>L</th><th>R</th><th>ER</th><th>SO</th><th>BB</th><th>GS</th><th>CG</th><th>SHO</th><th>SV</th><th>ERA</th></tr><tr><td>19</td><td>100.1</td><td>5</td><td>6</td><td>71</td><td>67</td><td>58</td><td>29</td><td>18</td><td>0</td><td>0</td><td>0</td><td>6.03</td></tr></table> <div>CARDBOARD BASEBALL RATINGS</div> <table><tr><td>ERA</td><td>W</td><td>BB</td><td>K</td></tr><tr><td>60</td><td>5</td><td>29</td><td>58</td></tr></table> | | | | | | | | | | | | | G | IP | W | L | R | ER | SO | BB | GS | CG | SHO | SV | ERA | 19 | 100.1 | 5 | 6 | 71 | 67 | 58 | 29 | 18 | 0 | 0 | 0 | 6.03 | ERA | W | BB | K | 60 | 5 | 29 | 58 | <div>894</div> <div>JAMEY WRIGHT</div> <div>P</div> <div>HT: 6'6" WT: 230 THROWS: RIGHT BATS: RIGHT BORN: 12-24-1974, Oklahoma City, OK</div> <div>1997 COLORADO ROCKIES PITCHING RECORD</div> <table><tr><th>G</th><th>IP</th><th>W</th><th>L</th><th>R</th><th>ER</th><th>SO</th><th>BB</th><th>GS</th><th>CG</th><th>SHO</th><th>SV</th><th>ERA</th></tr><tr><td>26</td><td>149.2</td><td>8</td><td>12</td><td>113</td><td>104</td><td>59</td><td>71</td><td>26</td><td>1</td><td>0</td><td>0</td><td>6.25</td></tr></table> <div>CARDBOARD BASEBALL RATINGS</div> <table><tr><td>ERA</td><td>W</td><td>BB</td><td>K</td></tr><tr><td>62</td><td>8</td><td>71</td><td>59</td></tr></table> | | | | | | | | | | | | | G | IP | W | L | R | ER | SO | BB | GS | CG | SHO | SV | ERA | 26 | 149.2 | 8 | 12 | 113 | 104 | 59 | 71 | 26 | 1 | 0 | 0 | 6.25 | ERA | W | BB | K | 62 | 8 | 71 | 59 |
| G | IP | W | L | R | ER | SO | BB | GS | CG | SHO | SV | ERA | | | | | | | | | | | | | | | | | | | | | | | | | | | | | | | | | | | | | | | | | | | | | | | | | | | | | | | | | | | | | | | | | | | | | | | | | | | | | | | | | |
| 19 | 100.1 | 5 | 6 | 71 | 67 | 58 | 29 | 18 | 0 | 0 | 0 | 6.03 | | | | | | | | | | | | | | | | | | | | | | | | | | | | | | | | | | | | | | | | | | | | | | | | | | | | | | | | | | | | | | | | | | | | | | | | | | | | | | | | | |
| ERA | W | BB | K | | | | | | | | | | | | | | | | | | | | | | | | | | | | | | | | | | | | | | | | | | | | | | | | | | | | | | | | | | | | | | | | | | | | | | | | | | | | | | | | | | | | | | | | | | |
| 60 | 5 | 29 | 58 | | | | | | | | | | | | | | | | | | | | | | | | | | | | | | | | | | | | | | | | | | | | | | | | | | | | | | | | | | | | | | | | | | | | | | | | | | | | | | | | | | | | | | | | | | |
| G | IP | W | L | R | ER | SO | BB | GS | CG | SHO | SV | ERA | | | | | | | | | | | | | | | | | | | | | | | | | | | | | | | | | | | | | | | | | | | | | | | | | | | | | | | | | | | | | | | | | | | | | | | | | | | | | | | | | |
| 26 | 149.2 | 8 | 12 | 113 | 104 | 59 | 71 | 26 | 1 | 0 | 0 | 6.25 | | | | | | | | | | | | | | | | | | | | | | | | | | | | | | | | | | | | | | | | | | | | | | | | | | | | | | | | | | | | | | | | | | | | | | | | | | | | | | | | | |
| ERA | W | BB | K | | | | | | | | | | | | | | | | | | | | | | | | | | | | | | | | | | | | | | | | | | | | | | | | | | | | | | | | | | | | | | | | | | | | | | | | | | | | | | | | | | | | | | | | | | |
| 62 | 8 | 71 | 59 | | | | | | | | | | | | | | | | | | | | | | | | | | | | | | | | | | | | | | | | | | | | | | | | | | | | | | | | | | | | | | | | | | | | | | | | | | | | | | | | | | | | | | | | | | |
| <div>891</div> <div>STEVE WOODARD</div> <div>P</div> <div>HT: 6'4" WT: 225 THROWS: RIGHT BATS: LEFT BORN: 5-15-1975, Hartselle, AL</div> <div>1997 MILWAUKEE BREWERS PITCHING RECORD</div> <table><tr><th>G</th><th>IP</th><th>W</th><th>L</th><th>R</th><th>ER</th><th>SO</th><th>BB</th><th>GS</th><th>CG</th><th>SHO</th><th>SV</th><th>ERA</th></tr><tr><td>7</td><td>36.2</td><td>3</td><td>3</td><td>25</td><td>21</td><td>32</td><td>6</td><td>7</td><td>0</td><td>0</td><td>0</td><td>5.15</td></tr></table> <div>CARDBOARD BASEBALL RATINGS</div> <table><tr><td>ERA</td><td>W</td><td>BB</td><td>K</td></tr><tr><td>51</td><td>3</td><td>6</td><td>32</td></tr></table> | | | | | | | | | | | | | G | IP | W | L | R | ER | SO | BB | GS | CG | SHO | SV | ERA | 7 | 36.2 | 3 | 3 | 25 | 21 | 32 | 6 | 7 | 0 | 0 | 0 | 5.15 | ERA | W | BB | K | 51 | 3 | 6 | 32 | <div>895</div> <div>JARET WRIGHT</div> <div>P</div> <div>HT: 6'2" WT: 220 THROWS: RIGHT BATS: RIGHT BORN: 12-29-1975, Anaheim, CA</div> <div>1997 CLEVELAND INDIANS PITCHING RECORD</div> <table><tr><th>G</th><th>IP</th><th>W</th><th>L</th><th>R</th><th>ER</th><th>SO</th><th>BB</th><th>GS</th><th>CG</th><th>SHO</th><th>SV</th><th>ERA</th></tr><tr><td>16</td><td>90.1</td><td>8</td><td>3</td><td>45</td><td>44</td><td>63</td><td>35</td><td>16</td><td>0</td><td>0</td><td>0</td><td>4.38</td></tr></table> <div>CARDBOARD BASEBALL RATINGS</div> <table><tr><td>ERA</td><td>W</td><td>BB</td><td>K</td></tr><tr><td>43</td><td>8</td><td>35</td><td>63</td></tr></table> | | | | | | | | | | | | | G | IP | W | L | R | ER | SO | BB | GS | CG | SHO | SV | ERA | 16 | 90.1 | 8 | 3 | 45 | 44 | 63 | 35 | 16 | 0 | 0 | 0 | 4.38 | ERA | W | BB | K | 43 | 8 | 35 | 63 |
| G | IP | W | L | R | ER | SO | BB | GS | CG | SHO | SV | ERA | | | | | | | | | | | | | | | | | | | | | | | | | | | | | | | | | | | | | | | | | | | | | | | | | | | | | | | | | | | | | | | | | | | | | | | | | | | | | | | | | |
| 7 | 36.2 | 3 | 3 | 25 | 21 | 32 | 6 | 7 | 0 | 0 | 0 | 5.15 | | | | | | | | | | | | | | | | | | | | | | | | | | | | | | | | | | | | | | | | | | | | | | | | | | | | | | | | | | | | | | | | | | | | | | | | | | | | | | | | | |
| ERA | W | BB | K | | | | | | | | | | | | | | | | | | | | | | | | | | | | | | | | | | | | | | | | | | | | | | | | | | | | | | | | | | | | | | | | | | | | | | | | | | | | | | | | | | | | | | | | | | |
| 51 | 3 | 6 | 32 | | | | | | | | | | | | | | | | | | | | | | | | | | | | | | | | | | | | | | | | | | | | | | | | | | | | | | | | | | | | | | | | | | | | | | | | | | | | | | | | | | | | | | | | | | |
| G | IP | W | L | R | ER | SO | BB | GS | CG | SHO | SV | ERA | | | | | | | | | | | | | | | | | | | | | | | | | | | | | | | | | | | | | | | | | | | | | | | | | | | | | | | | | | | | | | | | | | | | | | | | | | | | | | | | | |
| 16 | 90.1 | 8 | 3 | 45 | 44 | 63 | 35 | 16 | 0 | 0 | 0 | 4.38 | | | | | | | | | | | | | | | | | | | | | | | | | | | | | | | | | | | | | | | | | | | | | | | | | | | | | | | | | | | | | | | | | | | | | | | | | | | | | | | | | |
| ERA | W | BB | K | | | | | | | | | | | | | | | | | | | | | | | | | | | | | | | | | | | | | | | | | | | | | | | | | | | | | | | | | | | | | | | | | | | | | | | | | | | | | | | | | | | | | | | | | | |
| 43 | 8 | 35 | 63 | | | | | | | | | | | | | | | | | | | | | | | | | | | | | | | | | | | | | | | | | | | | | | | | | | | | | | | | | | | | | | | | | | | | | | | | | | | | | | | | | | | | | | | | | | |
| <div>892</div> <div>TIM WORRELL</div> <div>P</div> <div>HT: 6'4" WT: 210 THROWS: RIGHT BATS: RIGHT BORN: 7-5-1967, Pasadena, CA</div> <div>1997 SAN DIEGO PADRES PITCHING RECORD</div> <table><tr><th>G</th><th>IP</th><th>W</th><th>L</th><th>R</th><th>ER</th><th>SO</th><th>BB</th><th>GS</th><th>CG</th><th>SHO</th><th>SV</th><th>ERA</th></tr><tr><td>60</td><td>106.1</td><td>4</td><td>8</td><td>67</td><td>61</td><td>81</td><td>50</td><td>10</td><td>0</td><td>0</td><td>3</td><td>5.16</td></tr></table> <div>CARDBOARD BASEBALL RATINGS</div> <table><tr><td>ERA</td><td>W</td><td>BB</td><td>K</td></tr><tr><td>51</td><td>4</td><td>50</td><td>81</td></tr></table> | | | | | | | | | | | | | G | IP | W | L | R | ER | SO | BB | GS | CG | SHO | SV | ERA | 60 | 106.1 | 4 | 8 | 67 | 61 | 81 | 50 | 10 | 0 | 0 | 3 | 5.16 | ERA | W | BB | K | 51 | 4 | 50 | 81 | | | | | | | | | | | | | | | | | | | | | | | | | | | | | | | | | | | | | | | | | | | | | | | |
| G | IP | W | L | R | ER | SO | BB | GS | CG | SHO | SV | ERA | | | | | | | | | | | | | | | | | | | | | | | | | | | | | | | | | | | | | | | | | | | | | | | | | | | | | | | | | | | | | | | | | | | | | | | | | | | | | | | | | |
| 60 | 106.1 | 4 | 8 | 67 | 61 | 81 | 50 | 10 | 0 | 0 | 3 | 5.16 | | | | | | | | | | | | | | | | | | | | | | | | | | | | | | | | | | | | | | | | | | | | | | | | | | | | | | | | | | | | | | | | | | | | | | | | | | | | | | | | | |
| ERA | W | BB | K | | | | | | | | | | | | | | | | | | | | | | | | | | | | | | | | | | | | | | | | | | | | | | | | | | | | | | | | | | | | | | | | | | | | | | | | | | | | | | | | | | | | | | | | | | |
| 51 | 4 | 50 | 81 | | | | | | | | | | | | | | | | | | | | | | | | | | | | | | | | | | | | | | | | | | | | | | | | | | | | | | | | | | | | | | | | | | | | | | | | | | | | | | | | | | | | | | | | | | |

