




| 2015 San Francisco Giants Buster Posey | 2015 San Francisco Giants Matt Duffy | 2015 San Francisco Giants Brandon Crawford | 2015 San Francisco Giants Brandon Belt |
|--|--|--|--|
| C - 106 (E1/TB) 1B - 42 (E0) DH - 3 | 3B - 134 (E4) 2B - 9 (E3) SS - 3 (E10) | SS - 140 (E2) | 1B - 120 (E1) LF - 14 (E10/T2) |
| OBR: D SP: D H&R: 2 vs RH: 76% CD: 0 BD: 0 SAC: DD INJ: 5 | OBR: A SP: B H&R: 0 vs RH: 75% CD: 1 BD: 0 SAC: CC INJ: 5 | OBR: B SP: D H&R: 0 vs RH: 73% CD: 1 BD: 0 SAC: DD INJ: 5 | OBR: B SP: C H&R: 0 vs RH: 74% CD: 1 BD: 0 SAC: DD INJ: 6 |
| vs L vs R vs L vs R | vs L vs R vs L vs R | vs L vs R vs L vs R | vs L vs R vs L vs R |
| 1BF: 11 11 3B8: | 1BF: 11 11-12 3B8: 28 37 | 1BF: 11 11 3B8: 28 24 | 1BF: 11 11 3B8: 27-28 |
| 1B7: 12-15 12-16 HR: 36-41 34-37 | 1B7: 12-16 13-17 HR: 31-32 38-42 | 1B7: 12-13 12 HR: 31-33 25-31 | 1B7: 12 12-13 HR: 26-31 31-34 |
| 1B8: 16-18 17-22 K: 38 | 1B8: 17-21 18-23 K: 33-37 43-55 | 1B8: 14-15 13 K: 34-62 32-47 | 1B8: 13 14-15 K: 32-62 35-62 |
| 1B9: 21-24 23-26 BB: 42 41-46 | 1B9: 22-25 24-27 BB: | 1B9: 16-17 14 BB: 48-53 | 1B9: 14 16-17 BB: 63-67 63-68 |
| 2B7: 25-27 27-28 HBP: 43 47 | 2B7: 26 28-32 HBP: 38 56 | 2B7: 18-21 15-16 HBP: 63-65 54-56 | 2B7: 15-17 18-21 HBP: 68 71 |
| 2B8: 28-32 31-32 Out: 44-88 48-88 | 2B8: 27 33-34 Out: 41-88 57-88 | 2B8: 22-24 17-21 Out: 66-88 57-88 | 2B8: 18-22 22-24 Out: 71-88 72-88 |
| 2B9: 33-35 33 Cht: RP RP | 2B9: 35-36 Cht: RN RN | 2B9: 25-27 22-23 Cht: LN LP | 2B9: 23-25 25-26 Cht: LP LP |
| 557 AB, .318 AVG, 19 HR, .849 OPS Age: 28 | 573 AB, .295 AVG, 12 HR, .762 OPS Age: 24 | 507 AB, .256 AVG, 21 HR, .782 OPS Age: 28 | 492 AB, .280 AVG, 18 HR, .834 OPS Age: 27 |
| 2015 San Francisco Giants Angel Pagan | 2015 San Francisco Giants Marlon Byrd | 2015 San Francisco Giants Joe Panik | 2015 San Francisco Giants Nori Aoki |
| CF - 124 (E2/T2) DH - 1 | LF - 88 (E0/T3) RF - 41 (E0/T3) CF - 4 (E0/T3) DH - 2 | 2B - 99 (E1) | LF - 86 (E0/T3) RF - 2 (E0/T3) DH - 1 |
| OBR: A SP: C H&R: 0 vs RH: 71% CD: 1 BD: 0 SAC: DD INJ: 6 | OBR: C SP: D H&R: 0 vs RH: 74% CD: 0 BD: 1 SAC: DD INJ: 6 | OBR: C SP: D H&R: 1 vs RH: 77% CD: 1 BD: 0 SAC: CC INJ: 7 | OBR: B SP: B H&R: 2 vs RH: 72% CD: 0 BD: 0 SAC: DD INJ: 7 |
| vs L vs R vs L vs R | vs L vs R vs L vs R | vs L vs R vs L vs R | vs L vs R vs L vs R |
| 1BF: 11-12 11 3B8: 31 | 1BF: 11 11 3B8: 24-25 | 1BF: 11 11 3B8: 31 | 1BF: 11-12 11 3B8: 37 31 |
| 1B7: 13-21 12-15 HR: 32 | 1B7: 12-13 12-13 HR: 32-37 26-32 | 1B7: 12-15 12-15 HR: 32 35-37 | 1B7: 13-21 12-15 HR: 32-33 |
| 1B8: 22-26 16-18 K: 42-56 33-44 | 1B8: 14-15 14-15 K: 38-56 33-64 | 1B8: 16-18 16-18 K: 38-41 | 1B8: 22-26 16-18 K: |
| 1B9: 27-34 21-23 BB: 57 | 1B9: 16-17 16-17 BB: 57-58 | 1B9: 21-23 21-23 BB: 33-41 42-44 | 1B9: 27-34 21-23 BB: 38-41 34-36 |
| 2B7: 35-36 24-25 HBP: | 2B7: 18-23 18-21 HBP: 61 65 | 2B7: 24 24-26 HBP: 42 45 | 2B7: 24 HBP: 42-43 37-38 |
| 2B8: 37-38 26-27 Out: 58-88 45-88 | 2B8: 24-26 22 Out: 62-88 66-88 | 2B8: 25-26 27-31 Out: 43-88 46-88 | 2B8: 35 25-26 Out: 44-88 41-88 |
| 2B9: 41 28 Cht: SN SN | 2B9: 27-31 23 Cht: RP RP | 2B9: 27-28 32-34 Cht: LN LN | 2B9: 36 27-28 Cht: LN LN |
| 512 AB, .262 AVG, 3 HR, .635 OPS Age: 33 | 506 AB, .247 AVG, 23 HR, .743 OPS Age: 37 (96 games for CIN) | 382 AB, .312 AVG, 8 HR, .833 OPS Age: 24 | 355 AB, .287 AVG, 5 HR, .733 OPS Age: 33 |
| 2015 San Francisco Giants Gregor Blanco | 2015 San Francisco Giants Alejandro De Aza | 2015 San Francisco Giants Justin Maxwell | 2015 San Francisco Giants Hunter Pence |
| CF - 44 (E2/T2) LF - 38 (E0/T2) RF - 22 (E6/T2) | LF - 69 (E2/T3) RF - 37 (E0/T3) DH - 2 CF - 1 (E0/T3) | RF - 58 (E1/T3) LF - 19 (E0/T3) CF - 3 (E10/T3) | RF - 51 (E3/T4) DH - 1 |
| OBR: A SP: B H&R: 0 vs RH: 79% CD: 0 BD: 0 SAC: DD INJ: 7 | OBR: A SP: C H&R: 0 vs RH: 86% CD: 0 BD: 0 SAC: CC INJ: 7 | OBR: C SP: D H&R: 0 vs RH: 65% CD: 1 BD: 0 SAC: CC INJ: 7 | OBR: B SP: C H&R: 0 vs RH: 82% CD: 2 BD: 1 SAC: DD INJ: 8 |
| vs L vs R vs L vs R | vs L vs R vs L vs R | vs L vs R vs L vs R | vs L vs R vs L vs R |
| 1BF: 11 11 3B8: 31-32 32 | 1BF: 11 11 3B8: 11-15 27-28 | 1BF: 11 3B8: 25 21 | 1BF: 11 3B8: 32 |
| 1B7: 12-15 12-14 HR: 33-34 33-34 | 1B7: 12-13 HR: 31-33 | 1B7: 12-14 11-12 HR: 26 22-25 | 1B7: 11 12-14 HR: 24-26 33-38 |
| 1B8: 16-18 15-17 K: 35-53 35-44 | 1B8: 14-15 K: 16-57 34-53 | 1B8: 15-16 13 K: 27-62 26-54 | 1B8: 15-17 K: 27-44 41-61 |
| 1B9: 21-23 18-22 BB: 54 45-54 | 1B9: 16-17 BB: 58 54-57 | 1B9: 17-18 14 BB: 63-67 55 | 1B9: 12 18-22 BB: 62-65 |
| 2B7: 24 23-24 HBP: 55 55 | 2B7: 18-21 HBP: 61-62 58-61 | 2B7: 21-22 15-16 HBP: 68 56 | 2B7: 13-15 23-25 HBP: |
| 2B8: 25-26 25-27 Out: 56-88 56-88 | 2B8: 22-24 Out: 63-88 62-88 | 2B8: 23 17 Out: 71-88 57-88 | 2B8: 16-18 26-27 Out: 45-88 66-88 |
| 2B9: 27-28 28-31 Cht: LN LN | 2B9: 25-26 Cht: LN LN | 2B9: 24 18 Cht: RN RP | 2B9: 21-23 28-31 Cht: RN RP |
| 327 AB, .291 AVG, 5 HR, .781 OPS Age: 31 | 325 AB, .262 AVG, 7 HR, .755 OPS Age: 31 (90 games for BAL/BOS) | 249 AB, .209 AVG, 7 HR, .616 OPS Age: 31 | 207 AB, .275 AVG, 9 HR, .806 OPS Age: 32 |

| 2015 San Francisco Giants Kelby Tomlinson | 2015 San Francisco Giants Andrew Susac | 2015 San Francisco Giants Ehire Adrianza | 2015 San Francisco Giants Joaquin Arias |
|--|--|--|--|
| 2B - 50 (E2) | C - 40 (E2/TC) | 2B - 20 (E3) SS - 20 (E1) 1B - 1 (E0) 3B - 1 (E0) | SS - 8 (E10) 3B - 8 (E0) 1B - 2 (E0) 2B - 2 (E0) DH - 1 |
| OBR: A SP: C H&R: 0 vs RH: 67% CD: 0 BD: 0 SAC: DD INJ: 8 | OBR: C SP: D H&R: 0 vs RH: 64% CD: 1 BD: 0 SAC: DD INJ: 8 | OBR: B SP: D H&R: 0 vs RH: 71% CD: 0 BD: 0 SAC: AA INJ: 8 | OBR: D SP: D H&R: 0 vs RH: 39% CD: 0 BD: 0 SAC: AA INJ: 8 |
| vs L vs R vs L vs R 1BF: 11-13 11 3B8: 45-46 32-33 1B7: 14-23 12-16 HR: 47-52 1B8: 24-31 17-21 K: 53-67 34-54 1B9: 32-38 22-25 BB: 55-62 2B7: 41-42 26-27 HBP: 68 63 2B8: 43 28 Out: 71-88 64-88 2B9: 44 31 Cht: RP RN | vs L vs R vs L vs R 1BF: 11 3B8: 15-17 1B7: 12-15 HR: 36-37 18-22 1B8: 16-18 K: 38-66 23-56 1B9: 21-23 BB: 67-75 57-62 2B7: 24-27 11-12 HBP: 76 63 2B8: 28-32 13 Out: 77-88 64-88 2B9: 33-35 14 Cht: RN RN | vs L vs R vs L vs R 1BF: 11 3B8: 22 1B7: 11 11 HR: 23-36 1B8: 12 K: 23-36 1B9: 13 12 BB: 23-28 37-46 2B7: 14-16 13-15 HBP: 31-34 47-52 2B8: 17-18 16-17 Out: 35-88 53-88 2B9: 21-22 18-21 Cht: SN SN | vs L vs R vs L vs R 1BF: 11 3B8: 11-16 1B7: 12-17 HR: 35-52 17-37 1B8: 18-23 K: 35-52 17-37 1B9: 24-28 BB: 55-62 2B7: 31-32 HBP: 68 63 2B8: 33 Out: 53-88 38-88 2B9: 34 Cht: RN RP |
| 178 AB, .303 AVG, 2 HR, .762 OPS Age: 25 | 133 AB, .218 AVG, 3 HR, .666 OPS Age: 25 | 113 AB, .186 AVG, 0 HR, .569 OPS Age: 25 | 58 AB, .207 AVG, 1 HR, .483 OPS Age: 30 |
| 2015 San Francisco Giants Madison Bumgarner | 2015 San Francisco Giants Mike Leake | 2015 San Francisco Giants Chris Heston | 2015 San Francisco Giants Ryan Vogelsong |
| Throws: L Bats: R Starts: 32 Relief: 0  | Throws: R Bats: R Starts: 30 Relief: 0 | Throws: R Bats: R Starts: 31 Relief: 0 | Throws: R Bats: R Starts: 22 Relief: 11 |
| SR: 13 RR: 0 vs RH: 88% CD: 0 ERR: 4 INJ: 3 | SR: 14 RR: 0 vs RH: 46% CD: 0 ERR: 2 INJ: 3 | SR: 14 RR: 0 vs RH: 54% CD: 1 ERR: 10 INJ: 3 | SR: 14 RR: 8 vs RH: 59% CD: 0 ERR: 0 INJ: 2 |
| PB vs L: 2-8 PB vs R: 2-7 vs L vs R vs L vs R 1BF: 11 11 K: 22-51 24-46 1B7: 12-14 12-14 BB: 52 47-48 1B8: 15-16 15-18 PB: 53 51 1B9: 17-21 21-23 WP: 54 52 Balk: Out: 55-88 53-88 | PB vs L: 2-6 PB vs R: 2-7 vs L vs R vs L vs R 1BF: 11 11 K: 27-38 24-37 1B7: 12-15 12-14 BB: 41-43 38-43 1B8: 16-21 15-17 PB: 44 44 1B9: 22-25 18-22 WP: 45-46 45-46 Balk: 26 23 Out: 47-88 47-88 | PB vs L: 2-6 PB vs R: 2-7 vs L vs R vs L vs R 1BF: 11 11 K: 27-42 25-45 1B7: 12-15 12-14 BB: 43-52 46-51 1B8: 16-21 15-18 PB: 53 52 1B9: 22-25 21-23 WP: 54-55 53-54 Balk: 26 24 Out: 56-88 55-88 | PB vs L: 2-5 PB vs R: 2-7 vs L vs R vs L vs R 1BF: 11 11 K: 31-48 25-41 1B7: 12-16 12-15 BB: 51-58 42-47 1B8: 17-23 16-18 PB: 61 48 1B9: 24-28 21-24 WP: 62 51 Balk: Out: 63-88 52-88 |
| 18-9, 2.93 ERA, 1.01 WHIP 218.1 IP, 181 H, 234 K, 39 BB Age: 25 | 11-10, 3.70 ERA, 1.16 WHIP 192 IP, 174 H, 119 K, 49 BB Age: 27 (21 games for CIN) | 12-11, 3.95 ERA, 1.31 WHIP 177.2 IP, 169 H, 141 K, 64 BB Age: 27 | 9-11, 4.67 ERA, 1.47 WHIP 135 IP, 140 H, 108 K, 58 BB Age: 37 |
| 2015 San Francisco Giants Tim Hudson | 2015 San Francisco Giants Jake Peavy | 2015 San Francisco Giants Tim Lincecum | 2015 San Francisco Giants Yusmeiro Petit |
| Throws: R Bats: R Starts: 22 Relief: 2 | Throws: R Bats: R Starts: 19 Relief: 0 | Throws: R Bats: L Starts: 15 Relief: 0 | Throws: R Bats: R Starts: 1 Relief: 41 |
| SR: 14 RR: 8 vs RH: 58% CD: 2 ERR: 0 INJ: 5 | SR: 12 RR: 0 vs RH: 52% CD: 0 ERR: 5 INJ: 7 | SR: 13 RR: 0 vs RH: 55% CD: 0 ERR: 0 INJ: 8 | SR: 10 RR: 6 vs RH: 58% CD: 0 ERR: 0 INJ: 3 |
| PB vs L: 2-6 PB vs R: 2-7 vs L vs R vs L vs R 1BF: 11 11 K: 32-36 25-38 1B7: 12-16 12-15 BB: 37-47 41-42 1B8: 17-24 16-18 PB: 48 43 1B9: 25-31 21-24 WP: 51-52 44-45 Balk: Out: 53-88 46-88 | PB vs L: 2-7 PB vs R: 2-6 vs L vs R vs L vs R 1BF: 11 11 K: 24-38 27-42 1B7: 12-14 12-15 BB: 41-44 43-44 1B8: 15-17 16-21 PB: 45 45 1B9: 18-22 22-25 WP: 46 46 Balk: 23 26 Out: 47-88 47-88 | PB vs L: 2-7 PB vs R: 2-5 vs L vs R vs L vs R 1BF: 11 11 K: 23-37 32-51 1B7: 12-14 12-16 BB: 38-47 52-63 1B8: 15-17 17-24 PB: 48 64 1B9: 18-22 25-31 WP: 51-52 65-66 Balk: Out: 53-88 67-88 | PB vs L: 2-6 PB vs R: 2-7 vs L vs R vs L vs R 1BF: 11 11 K: 26-41 25-43 1B7: 12-15 12-15 BB: 42-46 44 1B8: 16-21 16-18 PB: 47 45 1B9: 22-25 21-24 WP: 48-51 46-47 Balk: Out: 52-88 48-88 |
| 8-9, 4.44 ERA, 1.38 WHIP 123.2 IP, 134 H, 64 K, 37 BB Age: 39 | 8-6, 3.58 ERA, 1.12 WHIP 110.2 IP, 99 H, 78 K, 25 BB Age: 34 | 7-4, 4.13 ERA, 1.48 WHIP 76.1 IP, 75 H, 60 K, 38 BB Age: 31 | 1-1, 1 SV, 3.67 ERA, 1.18 WHIP 76 IP, 75 H, 59 K, 15 BB Age: 30 |

| | | | |
|---|--|---|---|
| 2015 San Francisco Giants George Kontos | 2015 San Francisco Giants Matt Cain | 2015 San Francisco Giants Santiago Casilla | 2015 San Francisco Giants Sergio Romo |
| Throws: R Bats: R Starts: 0 Relief: 73 | Throws: R Bats: R Starts: 11 Relief: 2 | Throws: R Bats: R Starts: 0 Relief: 67 | Throws: R Bats: R Starts: 0 Relief: 70 |
| SR: 0 RR: 4 vs RH: 65% CD: 0 ERR: 0 INJ: 0 | SR: 14 RR: 8 vs RH: 55% CD: 0 ERR: 0 INJ: 8 | SR: 0 RR: 4 vs RH: 54% CD: 1 ERR: 0 INJ: 1 | SR: 0 RR: 4 vs RH: 66% CD: 0 ERR: 0 INJ: 1 |
| PB vs L: 2-7 PB vs R: 2-8 vs L vs R vs L vs R | PB vs L: 2-5 PB vs R: 2-6 vs L vs R vs L vs R | PB vs L: 2-6 PB vs R: 2-8 vs L vs R vs L vs R | PB vs L: 2-5 PB vs R: 2-9 vs L vs R vs L vs R |
| 1BF: 11 11 K: 24-36 22-33 1B7: 12-14 12-14 BB: 37-41 34 1B8: 15-18 15-16 PB: 42 35 1B9: 21-23 17-21 WP: 43-44 36-37 Balk: Out: 45-88 38-88 | 1BF: 11 11 K: 32-41 26-44 1B7: 12-16 12-15 BB: 42-46 45-51 1B8: 17-24 16-21 PB: 47 52 1B9: 25-31 22-25 WP: 48 53 Balk: Out: 51-88 54-88 | 1BF: 11 11 K: 26-55 22-42 1B7: 12-15 12-14 BB: 56-66 43-46 1B8: 16-21 15-16 PB: 67 47 1B9: 22-25 17-21 WP: 68 48 Balk: Out: 71-88 51-88 | 1BF: 11 11 K: 35-43 17-54 1B7: 12-17 12-13 BB: 44-54 1B8: 18-26 14 PB: 55 55 1B9: 27-34 15-16 WP: 56-57 56-57 Balk: Out: 58-88 58-88 |
| 4-4, 2.33 ERA, 0.94 WHIP 73.1 IP, 57 H, 44 K, 12 BB Age: 30 | 2-4, 5.79 ERA, 1.50 WHIP 60.2 IP, 71 H, 41 K, 20 BB Age: 30 | 4-2, 38 SV, 2.79 ERA, 1.28 WHIP 58 IP, 51 H, 62 K, 23 BB Age: 34 | 0-5, 2 SV, 2.98 ERA, 1.06 WHIP 57.1 IP, 51 H, 71 K, 10 BB Age: 32 |
| 2015 San Francisco Giants Hunter Strickland | 2015 San Francisco Giants Javier Lopez | 2015 San Francisco Giants Jeremy Affeldt | 2015 San Francisco Giants Josh Osich |
| Throws: R Bats: R Starts: 0 Relief: 55 | Throws: L Bats: L Starts: 0 Relief: 77 | Throws: L Bats: L Starts: 0 Relief: 52 | Throws: L Bats: L Starts: 0 Relief: 35 |
| SR: 0 RR: 4 vs RH: 67% CD: 0 ERR: 0 INJ: 2 | SR: 0 RR: 3 vs RH: 37% CD: 2 ERR: 0 INJ: 0 | SR: 0 RR: 4 vs RH: 59% CD: 0 ERR: 0 INJ: 2 | SR: 0 RR: 4 vs RH: 45% CD: 0 ERR: 10 INJ: 4 |
| PB vs L: 2-8 PB vs R: 2-8 vs L vs R vs L vs R | PB vs L: 2-9 PB vs R: 2-6 vs L vs R vs L vs R | PB vs L: 2-6 PB vs R: 2-5 vs L vs R vs L vs R | PB vs L: 2-7 PB vs R: 2-7 vs L vs R vs L vs R |
| 1BF: 11 11 K: 21-33 21-47 1B7: 12-13 12-13 BB: 34-36 48-51 1B8: 14-16 14-16 PB: 37 52 1B9: 17-18 17-18 WP: 38 53 Balk: Out: 41-88 54-88 | 1BF: 11 11 K: 14-28 23-33 1B7: 12 12-14 BB: 31-34 34-52 1B8: 15-17 PB: 35 53 1B9: 13 18-22 WP: 36-37 54-55 Balk: Out: 38-88 56-88 | 1BF: 11 11 K: 28-44 32-41 1B7: 12-16 12-16 BB: 45-48 42-51 1B8: 17-22 17-24 PB: 51 52 1B9: 23-27 25-31 WP: 52-53 53-54 Balk: Out: 54-88 55-88 | 1BF: 11 11 K: 24-46 23-38 1B7: 12-14 12-14 BB: 47-52 41-43 1B8: 15-18 15-17 PB: 53 44 1B9: 21-23 18-22 WP: 54-55 45-46 Balk: Out: 56-88 47-88 |
| 3-3, 2.45 ERA, 0.86 WHIP 51.1 IP, 34 H, 50 K, 10 BB Age: 26 | 1-0, 1.60 ERA, 0.89 WHIP 39.1 IP, 19 H, 26 K, 16 BB Age: 37 | 2-2, 5.86 ERA, 1.61 WHIP 35.1 IP, 43 H, 21 K, 14 BB Age: 36 | 2-0, 2.20 ERA, 1.12 WHIP 28.2 IP, 24 H, 27 K, 8 BB Age: 26 |
| 2015 St. Louis Cardinals Matt Carpenter | 2015 St. Louis Cardinals Jhonny Peralta | 2015 St. Louis Cardinals Kolten Wong | 2015 St. Louis Cardinals Jason Heyward |
| 3B - 146 (E4) 2B - 11 (E0) 1B - 3 (E0) | SS - 148 (E1) DH - 2 | 2B - 147 (E2) | RF - 144 (E2/T4) CF - 10 (E0/T4) |
| OBR: B SP: D H&R: 0 vs RH: 68% CD: 1 BD: 2 SAC: DD INJ: 4 | OBR: D SP: E H&R: 0 vs RH: 72% CD: 0 BD: 0 SAC: DD INJ: 4 | OBR: B SP: C H&R: 0 vs RH: 71% CD: 2 BD: 0 SAC: DD INJ: 5 | OBR: A SP: A H&R: 0 vs RH: 70% CD: 1 BD: 0 SAC: DD INJ: 4 |
| vs L vs R vs L vs R | vs L vs R vs L vs R | vs L vs R vs L vs R | vs L vs R vs L vs R |
| 1BF: 11 3B8: 18 26 1B7: 12 HR: 21-25 27-34 1B8: 13 K: 26-53 35-54 1B9: 14 BB: 54-62 55-65 2B7: 11-12 15-17 HBP: 63 66 2B8: 13-15 18-22 Out: 64-88 67-88 2B9: 16-17 23-25 Cht: LP LP | 1BF: 11 3B8: 23 1B7: 11-13 12-16 HR: 24-31 34-35 1B8: 14-15 17-21 K: 32-53 36-45 1B9: 16-17 22-25 BB: 54-55 46-51 2B7: 18 26-27 HBP: 56 52 2B8: 21 28-31 Out: 57-88 53-88 2B9: 22 32-33 Cht: RP RN | 1BF: 11 11 3B8: 28 1B7: 12-14 12-14 HR: 27 31-33 1B8: 15-17 15-16 K: 28-45 34-42 1B9: 18-22 17-18 BB: 43-44 2B7: 23 21-22 HBP: 46-48 45-47 2B8: 24-25 23-25 Out: 51-88 48-88 2B9: 26 26-27 Cht: LN LN | 1BF: 11-12 11-12 3B8: 31 34 1B7: 13-15 13-15 HR: 32 35-37 1B8: 16-18 16-18 K: 33-53 38-43 1B9: 21-23 21-23 BB: 54-61 44-47 2B7: 24 24-25 HBP: 2B8: 25-26 26-28 Out: 62-88 48-88 2B9: 27-28 31-33 Cht: LN LN |
| 574 AB, .272 AVG, 28 HR, .871 OPS Age: 29 | 579 AB, .275 AVG, 17 HR, .745 OPS Age: 33 | 557 AB, .262 AVG, 11 HR, .707 OPS Age: 24 | 547 AB, .293 AVG, 13 HR, .797 OPS Age: 25 |

| 2015 St. Louis Cardinals Yadier Molina | 2015 St. Louis Cardinals Brandon Moss | 2015 St. Louis Cardinals Mark Reynolds | 2015 St. Louis Cardinals Randal Grichuk |
|---|---|--|---|
| C - 134 (E1/TB) DH - 1  | RF - 82 (E3/T4) 1B - 42 (E0) LF - 10 (E0/T4) DH - 5 | 1B - 100 (E2) 3B - 22 (E10) LF - 5 (E0/T2) DH - 3 2B - 1 (E0) | LF - 49 (E4/T3) CF - 37 (E0/T3) RF - 13 (E5/T3) |
| OBR: D SP: D H&R: 0 vs RH: 73% CD: 1 BD: 0 SAC: DD INJ: 6 | OBR: D SP: E H&R: 0 vs RH: 68% CD: 0 BD: 0 SAC: DD INJ: 5 | OBR: D SP: D H&R: 0 vs RH: 72% CD: 1 BD: 0 SAC: DD INJ: 6 | OBR: A SP: C H&R: 0 vs RH: 66% CD: 0 BD: 1 SAC: DD INJ: 7 |
| vs L vs R vs L vs R | vs L vs R vs L vs R | vs L vs R vs L vs R | vs L vs R vs L vs R |
| 1BF: 11 11 3B8: 35 | 1BF: 3B8: 24 | 1BF: 3B8: 18-21 | 1BF: 11 3B8: 27-28 26-28 |
| 1B7: 12-15 12-16 HR: 36 | 1B7: 11-12 11 HR: 25-27 18-24 | 1B7: 11 11-12 HR: 22-26 25-27 | 1B7: 12-13 11-12 HR: 31-37 31-36 |
| 1B8: 16-18 17-22 K: 28-32 37-41 | 1B8: 13 K: 28-54 25-57 | 1B8: 12 13 K: 27-61 28-57 | 1B8: 14 13 K: 38-71 37-75 |
| 1B9: 21-23 23-26 BB: 33-41 | 1B9: 14 12 BB: 55-61 58-64 | 1B9: 13 14-15 BB: 62-71 58-64 | 1B9: 15-16 14 BB: 76-78 |
| 2B7: 24-25 27-28 HBP: | 2B7: 15-16 13 HBP: 62 65 | 2B7: 14-15 16-18 HBP: 72 65 | 2B7: 17-21 15-17 HBP: 72 81 |
| 2B8: 26 31-32 Out: 42-88 42-88 | 2B8: 17-21 14-15 Out: 63-88 66-88 | 2B8: 16 21-22 Out: 73-88 66-88 | 2B8: 22-24 18-22 Out: 73-88 82-88 |
| 2B9: 27 33-34 Cht: RN RN | 2B9: 22-23 16-17 Cht: LN LP | 2B9: 17 23-24 Cht: RP RN | 2B9: 25-26 23-25 Cht: RP RP |
| 488 AB, .270 AVG, 4 HR, .660 OPS Age: 32 | 469 AB, .226 AVG, 19 HR, .711 OPS Age: 31 (94 games for CLE) | 382 AB, .230 AVG, 13 HR, .713 OPS Age: 31 | 323 AB, .276 AVG, 17 HR, .877 OPS Age: 23 |
| 2015 St. Louis Cardinals Matt Holliday | 2015 St. Louis Cardinals Stephen Piscotty | 2015 St. Louis Cardinals Jon Jay | 2015 St. Louis Cardinals Peter Bourjos |
| LF - 64 (E0/T2) DH - 4  | LF - 55 (E4/T2) RF - 15 (E0/T2) 1B - 11 (E0) CF - 1 (E0/T2) | CF - 54 (E0/T3) LF - 17 (E0/T3) RF - 7 (E0/T3) | CF - 93 (E1/T2) |
| OBR: D SP: D H&R: 0 vs RH: 72% CD: 0 BD: 0 SAC: DD INJ: 8 | OBR: C SP: D H&R: 0 vs RH: 74% CD: 1 BD: 0 SAC: DD INJ: 8 | OBR: B SP: E H&R: 0 vs RH: 82% CD: 2 BD: 0 SAC: BB INJ: 8 | OBR: A SP: E H&R: 0 vs RH: 67% CD: 0 BD: 0 SAC: AA INJ: 7 |
| vs L vs R vs L vs R | vs L vs R vs L vs R | vs L vs R vs L vs R | vs L vs R vs L vs R |
| 1BF: 11 3B8: 33 | 1BF: 11 11 3B8: 33-35 | 1BF: 11 11 3B8: 23 | 1BF: 11 3B8: 22-24 |
| 1B7: 11-12 12-14 HR: 24-26 34 | 1B7: 12-15 12-15 HR: 36-41 36-38 | 1B7: 12 12-13 HR: 24 | 1B7: 12-13 11 HR: 21-25 25 |
| 1B8: 13-14 15-17 K: 27-44 35-47 | 1B8: 16-18 16-18 K: 42-63 41-61 | 1B8: 13 14-15 K: 15-22 25-34 | 1B8: 14 12 K: 26-62 26-51 |
| 1B9: 15-16 18-22 BB: 45-66 48-57 | 1B9: 21-23 21-23 BB: 64-68 62-63 | 1B9: 14 16-17 BB: 23-27 35-37 | 1B9: 15-16 13 BB: 63-65 52-55 |
| 2B7: 17-18 23-25 HBP: 67-71 58-62 | 2B7: 24-27 24-26 HBP: 71 64 | 2B7: 18 HBP: 28-35 38-45 | 2B7: 17 14-15 HBP: 66-68 56-58 |
| 2B8: 21-22 26-28 Out: 72-88 63-88 | 2B8: 28-32 27-28 Out: 72-88 65-88 | 2B8: 21 Out: 36-88 46-88 | 2B8: 18 16-17 Out: 71-88 61-88 |
| 2B9: 23 31-32 Cht: RN RN | 2B9: 33-35 31-32 Cht: RP RN | 2B9: 22 Cht: LN LN | 2B9: 18-21 Cht: RP RN |
| 229 AB, .279 AVG, 4 HR, .804 OPS Age: 35 | 233 AB, .305 AVG, 7 HR, .853 OPS Age: 24 | 210 AB, .210 AVG, 1 HR, .563 OPS Age: 30 | 195 AB, .200 AVG, 4 HR, .623 OPS Age: 28 |
| 2015 St. Louis Cardinals Matt Adams | 2015 St. Louis Cardinals Tommy Pham | 2015 St. Louis Cardinals Tony Cruz | 2015 St. Louis Cardinals Pete Kozma |
| 1B - 46 (E2) | CF - 33 (E0/T3) LF - 18 (E0/T3) RF - 3 (E0/T3) | C - 51 (E0/TC) 3B - 3 (E0) | SS - 31 (E3) 2B - 17 (E2) 3B - 13 (E4) LF - 1 (E0/T2) DH - 1 |
| OBR: D SP: D H&R: 0 vs RH: 85% CD: 0 BD: 0 SAC: DD INJ: 8 | OBR: A SP: C H&R: 0 vs RH: 74% CD: 1 BD: 0 SAC: DD INJ: 8 | OBR: D SP: D H&R: 0 vs RH: 80% CD: 0 BD: 0 SAC: BB INJ: 8 | OBR: A SP: D H&R: 0 vs RH: 72% CD: 0 BD: 0 SAC: BB INJ: 8 |
| vs L vs R vs L vs R | vs L vs R vs L vs R | vs L vs R vs L vs R | vs L vs R vs L vs R |
| 1BF: 3B8: | 1BF: 11-12 3B8: 24-28 | 1BF: 11 3B8: 23 | 1BF: 11 11 3B8: |
| 1B7: 11-12 11-12 HR: 25-28 | 1B7: 13-17 11-12 HR: 28-32 31-34 | 1B7: 12-14 11-12 HR: 24-25 | 1B7: 12-13 12-13 HR: |
| 1B8: 13-14 13-14 K: 24-67 31-46 | 1B8: 18-23 13 K: 33-61 35-56 | 1B8: 15-17 13 K: 27-51 26-44 | 1B8: 14-15 14-15 K: 18-35 18-34 |
| 1B9: 15-16 15-16 BB: 68-71 | 1B9: 24-27 14 BB: 62-84 57-61 | 1B9: 18-22 14 BB: 52-57 | 1B9: 16-17 16-17 BB: 36 35-42 |
| 2B7: 17 17-18 HBP: | 2B7: 15-17 HBP: | 2B7: 23-24 15-16 HBP: | 2B7: HBP: 37 43 |
| 2B8: 18-21 21-22 Out: 72-88 47-88 | 2B8: 18-21 Out: 85-88 62-88 | 2B8: 25 17-18 Out: 58-88 45-88 | 2B8: Out: 38-88 44-88 |
| 2B9: 22-23 23-24 Cht: LN LP | 2B9: 22-23 Cht: RN RP | 2B9: 26 21-22 Cht: RN RN | 2B9: Cht: RN RN |
| 175 AB, .240 AVG, 5 HR, .657 OPS Age: 26 | 153 AB, .268 AVG, 5 HR, .824 OPS Age: 27 | 142 AB, .204 AVG, 2 HR, .545 OPS Age: 28 | 99 AB, .152 AVG, 0 HR, .388 OPS Age: 27 |

| 2015 St. Louis Cardinals John Lackey | 2015 St. Louis Cardinals Michael Wacha | 2015 St. Louis Cardinals Carlos Martinez | 2015 St. Louis Cardinals Lance Lynn |
|---|--|--|--|
| Throws: R Bats: R Starts: 33 Relief: 0 | Throws: R Bats: R Starts: 30 Relief: 0 | Throws: R Bats: R Starts: 29 Relief: 2 | Throws: R Bats: R Starts: 31 Relief: 0 |
| SR: 14 RR: 0 vs RH: 56% CD: 0 ERR: 5 INJ: 2 | SR: 13 RR: 0 vs RH: 59% CD: 0 ERR: 6 INJ: 3 | SR: 13 RR: 8 vs RH: 55% CD: 1 ERR: 4 INJ: 3 | SR: 13 RR: 0 vs RH: 56% CD: 0 ERR: 7 INJ: 3 |
| PB vs L: 2-6 PB vs R: 2-7 vs L vs R vs L vs R | PB vs L: 2-7 PB vs R: 2-6 vs L vs R vs L vs R | PB vs L: 2-6 PB vs R: 2-7 vs L vs R vs L vs R | PB vs L: 2-6 PB vs R: 2-7 vs L vs R vs L vs R |
| 1BF: 11 11 K: 27-38 26-47 | 1BF: 11 11 K: 24-41 26-45 | 1BF: 11 11 K: 27-48 26-52 | 1BF: 11 11 K: 26-43 25-51 |
| 1B7: 12-15 12-15 BB: 41-46 48 | 1B7: 12-14 12-15 BB: 42-46 46-52 | 1B7: 12-15 12-15 BB: 51-58 53-56 | 1B7: 12-15 12-15 BB: 44-54 52-55 |
| 1B8: 16-21 16-18 PB: 47 51 | 1B8: 15-17 16-18 PB: 47 53 | 1B8: 16-21 16-18 PB: 61 57 | 1B8: 16-21 16-18 PB: 55 56 |
| 1B9: 22-25 21-24 WP: 48 52 | 1B9: 18-22 21-24 WP: 48 54 | 1B9: 22-25 21-24 WP: 62-63 58-61 | 1B9: 22-25 21-24 WP: 56 57 |
| Balk: 26 25 Out: 51-88 53-88 | Balk: 23 25 Out: 51-88 55-88 | Balk: 26 25 Out: 64-88 62-88 | Balk: Out: 57-88 58-88 |
| 13-10, 2.77 ERA, 1.21 WHIP 218 IP, 211 H, 175 K, 53 BB Age: 36 | 17-7, 3.38 ERA, 1.21 WHIP 181.1 IP, 162 H, 153 K, 58 BB Age: 23 | 14-7, 3.01 ERA, 1.29 WHIP 179.2 IP, 168 H, 184 K, 63 BB Age: 23 | 12-11, 3.03 ERA, 1.37 WHIP 175.1 IP, 172 H, 167 K, 68 BB Age: 28 |
| 2015 St. Louis Cardinals Jaime Garcia | 2015 St. Louis Cardinals Kevin Siegrist | 2015 St. Louis Cardinals Trevor Rosenthal | 2015 St. Louis Cardinals Seth Maness |
| Throws: L Bats: L Starts: 20 Relief: 0 | Throws: L Bats: L Starts: 0 Relief: 81 | Throws: R Bats: R Starts: 0 Relief: 68 | Throws: R Bats: R Starts: 0 Relief: 76 |
| SR: 12 RR: 0 vs RH: 83% CD: 0 ERR: 6 INJ: 6 | SR: 0 RR: 4 vs RH: 71% CD: 0 ERR: 10 INJ: 0 | SR: 0 RR: 4 vs RH: 58% CD: 0 ERR: 0 INJ: 1 | SR: 0 RR: 4 vs RH: 70% CD: 1 ERR: 0 INJ: 0 |
| PB vs L: 2-7 PB vs R: 2-8 vs L vs R vs L vs R | PB vs L: 2-6 PB vs R: 2-8 vs L vs R vs L vs R | PB vs L: 2-8 PB vs R: 2-7 vs L vs R vs L vs R | PB vs L: 2-6 PB vs R: 2-6 vs L vs R vs L vs R |
| 1BF: 11 11 K: 25-43 22-36 | 1BF: 11 11 K: 26-46 18-47 | 1BF: 11 11 K: 21-53 26-52 | 1BF: 11 11 K: 34-46 28-46 |
| 1B7: 12-15 12-14 BB: 44-46 37-41 | 1B7: 12-15 12-13 BB: 47-65 48-53 | 1B7: 12-13 12-15 BB: 54-65 53-55 | 1B7: 12-17 12-16 BB: 47-54 47 |
| 1B8: 16-18 15-16 PB: 47 42 | 1B8: 16-21 14-15 PB: 66 54 | 1B8: 14-16 16-21 PB: 66 56 | 1B8: 18-25 17-22 PB: 55 48 |
| 1B9: 21-24 17-21 WP: 48-51 43-44 | 1B9: 22-25 16-17 WP: 67 55 | 1B9: 17-18 22-25 WP: 67-68 57-58 | 1B9: 26-33 23-27 WP: 56-57 51-52 |
| Balk: Out: 52-88 45-88 | Balk: Out: 68-88 56-88 | Balk: Out: 71-88 61-88 | Balk: Out: 58-88 53-88 |
| 10-6, 2.43 ERA, 1.05 WHIP 129.2 IP, 106 H, 97 K, 30 BB Age: 28 | 7-1, 6 SV, 2.17 ERA, 1.17 WHIP 74.2 IP, 53 H, 90 K, 34 BB Age: 25 | 2-4, 48 SV, 2.10 ERA, 1.27 WHIP 68.2 IP, 62 H, 83 K, 25 BB Age: 25 | 4-2, 3 SV, 4.26 ERA, 1.42 WHIP 63.1 IP, 77 H, 46 K, 13 BB Age: 26 |
| 2015 St. Louis Cardinals Carlos Villanueva | 2015 St. Louis Cardinals Jonathan Broxton | 2015 St. Louis Cardinals Tyler Lyons | 2015 St. Louis Cardinals Steve Cishek |
| Throws: R Bats: R Starts: 0 Relief: 35 | Throws: R Bats: R Starts: 0 Relief: 66 | Throws: L Bats: L Starts: 8 Relief: 9 | Throws: R Bats: R Starts: 0 Relief: 59 |
| SR: 0 RR: 6 vs RH: 61% CD: 0 ERR: 0 INJ: 4 | SR: 0 RR: 4 vs RH: 64% CD: 0 ERR: 5 INJ: 1 | SR: 12 RR: 7 vs RH: 80% CD: 0 ERR: 10 INJ: 8 | SR: 0 RR: 4 vs RH: 63% CD: 0 ERR: 10 INJ: 2 |
| PB vs L: 2-7 PB vs R: 2-7 vs L vs R vs L vs R | PB vs L: 2-6 PB vs R: 2-6 vs L vs R vs L vs R | PB vs L: 2-6 PB vs R: 2-6 vs L vs R vs L vs R | PB vs L: 2-6 PB vs R: 2-6 vs L vs R vs L vs R |
| 1BF: 11 11 K: 22-36 25-48 | 1BF: 11 11 K: 32-54 24-48 | 1BF: 11 11 K: 24-47 25-46 | 1BF: 11 11 K: 25-44 26-45 |
| 1B7: 12-14 12-15 BB: 37-45 51-54 | 1B7: 12-16 12-14 BB: 55-62 51-56 | 1B7: 12-14 12-15 BB: 48-55 47-48 | 1B7: 12-15 12-15 BB: 45-63 46-51 |
| 1B8: 15-16 16-18 PB: 46 55 | 1B8: 17-24 15-18 PB: 63 57 | 1B8: 15-18 16-18 PB: 56 51 | 1B8: 16-18 16-21 PB: 64 52 |
| 1B9: 17-21 21-24 WP: 47 56 | 1B9: 25-31 21-23 WP: 64 58 | 1B9: 21-23 21-24 WP: 57-58 52-53 | 1B9: 21-24 22-25 WP: 65 53 |
| Balk: Out: 48-88 57-88 | Balk: Out: 65-88 61-88 | Balk: Out: 61-88 54-88 | Balk: Out: 66-88 54-88 |
| 4-3, 2 SV, 2.95 ERA, 1.16 WHIP 61 IP, 50 H, 55 K, 21 BB Age: 31 | 4-5, 4.62 ERA, 1.38 WHIP 60.1 IP, 61 H, 63 K, 22 BB Age: 31 (40 games for MIL) | 3-1, 3.75 ERA, 1.23 WHIP 60 IP, 59 H, 60 K, 15 BB Age: 27 | 2-6, 4 SV, 3.58 ERA, 1.48 WHIP 55.1 IP, 55 H, 48 K, 27 BB Age: 29 (32 games for MIA) |

| 2015 St. Louis Cardinals Matt Belisle | 2015 St. Louis Cardinals Miguel Socolovich | 2015 St. Louis Cardinals Adam Wainwright | 2015 St. Louis Cardinals Randy Choate |
|---|---|--|--|
| Throws: R Bats: R Starts: 0 Relief: 34 | Throws: R Bats: R Starts: 0 Relief: 28 | Throws: R Bats: R Starts: 4 Relief: 3 | Throws: L Bats: L Starts: 0 Relief: 71 |
| SR: 0 RR: 4 vs RH: 66% CD: 0 ERR: 0 INJ: 4 | SR: 0 RR: 4 vs RH: 61% CD: 0 ERR: 10 INJ: 5 | SR: 10 RR: 7 vs RH: 60% CD: 0 ERR: 0 INJ: 8 | SR: 0 RR: 3 vs RH: 20% CD: 2 ERR: 0 INJ: 0 |
| PB vs L: 2-6 PB vs R: 2-7 vs L vs R vs L vs R | PB vs L: 2-9 PB vs R: 2-7 vs L vs R vs L vs R | PB vs L: 2-7 PB vs R: 2-8 vs L vs R vs L vs R | PB vs L: 2-7 PB vs R: 2-6 vs L vs R vs L vs R |
| 1BF: 11 11 K: 25-42 26-42 | 1BF: 11 11 K: 16-34 26-46 | 1BF: 11 11 K: 25-37 23-38 | 1BF: 11 11 K: 26-43 32-48 |
| 1B7: 12-15 12-15 BB: 43-53 43-48 | 1B7: 12 12-15 BB: 35-44 47-51 | 1B7: 12-15 12-14 BB: 38-41 41 | 1B7: 12-15 12-16 BB: 44 51-57 |
| 1B8: 16-18 16-21 PB: 54 51 | 1B8: 13-14 16-21 PB: 45 52 | 1B8: 16-18 15-17 PB: 42 42 | 1B8: 16-21 17-24 PB: 45 58 |
| 1B9: 21-24 22-25 WP: 55 52 | 1B9: 15 22-25 WP: 46-47 53-54 | 1B9: 21-24 18-22 WP: 43 43 | 1B9: 22-25 25-31 WP: 46-47 61-62 |
| Balk: Out: 56-88 53-88 | Balk: Out: 48-88 55-88 | Balk: Out: 44-88 44-88 | Balk: Out: 48-88 63-88 |
| 1-1, 2.67 ERA, 1.46 WHIP 33.2 IP, 34 H, 25 K, 15 BB Age: 35 | 4-1, 1.82 ERA, 1.18 WHIP 29.2 IP, 25 H, 27 K, 10 BB Age: 28 | 2-1, 1.61 ERA, 1.04 WHIP 28 IP, 25 H, 20 K, 4 BB Age: 33 | 1-0, 1 SV, 3.95 ERA, 1.24 WHIP 27.1 IP, 29 H, 22 K, 5 BB Age: 39 |
| 2015 Tampa Bay Rays Evan Longoria | 2015 Tampa Bay Rays Logan Forsythe | 2015 Tampa Bay Rays Asdrubal Cabrera | 2015 Tampa Bay Rays Kevin Kiermaier |
| 3B - 148 (E2) DH - 11 | 2B - 126 (E1) 1B - 26 (E4) 3B - 9 (E0) DH - 7 | SS - 136 (E2) DH - 4 | CF - 148 (E2/T5) RF - 2 (E0/T5) |
| OBR: C SP: D H&R: 0 vs RH: 74% CD: 2 BD: 0 SAC: DD INJ: 2 | OBR: B SP: C H&R: 0 vs RH: 69% CD: 0 BD: 0 SAC: DD INJ: 4 | OBR: B SP: D H&R: 0 vs RH: 71% CD: 0 BD: 0 SAC: DD INJ: 5 | OBR: A SP: B H&R: 0 vs RH: 72% CD: 1 BD: 0 SAC: CC INJ: 5 |
| vs L vs R vs L vs R | vs L vs R vs L vs R | vs L vs R vs L vs R | vs L vs R vs L vs R |
| 1BF: 11 11 3B8: 35 | 1BF: 11 11 3B8: 28 | 1BF: 11 11 3B8: 35 27 | 1BF: 11 11 3B8: 26-27 27-31 |
| 1B7: 12-16 12-13 HR: 36-43 27-31 | 1B7: 11-12 12-15 HR: 31-37 32-33 | 1B7: 12-15 12-14 HR: 36-37 28-33 | 1B7: 12-14 12-13 HR: 28-31 32-34 |
| 1B8: 17-21 14-15 K: 44-56 32-48 | 1B8: 13 16-18 K: 38-51 34-48 | 1B8: 16-18 15-16 K: 38-48 34-53 | 1B8: 15-16 14-15 K: 32-54 35-45 |
| 1B9: 22-25 16-17 BB: 57-63 51-52 | 1B9: 14 21-24 BB: 52-57 51-54 | 1B9: 21-23 17-18 BB: 54-56 | 1B9: 17-21 16-17 BB: 54-56 |
| 2B7: 26-28 18-22 HBP: 64 53 | 2B7: 15-18 25-26 HBP: 58-62 55-57 | 2B7: 24-26 21-22 HBP: 51 57 | 2B7: 22 18-21 HBP: 51 57 |
| 2B8: 31-32 23-24 Out: 65-88 54-88 | 2B8: 21-24 27-28 Out: 63-88 58-88 | 2B8: 27-31 23-24 Out: 52-88 58-88 | 2B8: 23-24 22-24 Out: 55-88 46-88 |
| 2B9: 33-34 25-26 Cht: RP RN | 2B9: 25-27 31 Cht: RP RN | 2B9: 32-34 25-26 Cht: SN SP | 2B9: 25 25-26 Cht: LN LN |
| 604 AB, .270 AVG, 21 HR, .764 OPS Age: 29 | 540 AB, .281 AVG, 17 HR, .804 OPS Age: 28 | 505 AB, .265 AVG, 15 HR, .744 OPS Age: 29 | 505 AB, .263 AVG, 10 HR, .718 OPS Age: 25 |
| 2015 Tampa Bay Rays Steven Souza | 2015 Tampa Bay Rays James Loney | 2015 Tampa Bay Rays Brandon Guyer | 2015 Tampa Bay Rays Rene Rivera |
| RF - 103 (E2/T4) DH - 3 | 1B - 101 (E2) DH - 2 | LF - 60 (E0/T2) RF - 41 (E0/T2) CF - 23 (E3/T2) DH - 7 | C - 107 (E1/TB) 1B - 7 (E0) DH - 1 |
| OBR: B SP: C H&R: 0 vs RH: 72% CD: 1 BD: 0 SAC: DD INJ: 7 | OBR: E SP: E H&R: 2 vs RH: 77% CD: 0 BD: 0 SAC: DD INJ: 7 | OBR: B SP: C H&R: 0 vs RH: 41% CD: 0 BD: 0 SAC: CC INJ: 7 | OBR: E SP: D H&R: 0 vs RH: 69% CD: 0 BD: 0 SAC: AA INJ: 7 |
| vs L vs R vs L vs R | vs L vs R vs L vs R | vs L vs R vs L vs R | vs L vs R vs L vs R |
| 1BF: 11 11 3B8: 35 | 1BF: 11 11 3B8: 28 | 1BF: 11 11 3B8: 27 32 | 1BF: 11 11 3B8: 21-23 |
| 1B7: 11 12-13 HR: 21-24 24-28 | 1B7: 12-13 12-16 HR: 26 34 | 1B7: 12-13 12-14 HR: 28-33 33 | 1B7: 11 11 HR: 21-23 |
| 1B8: 14-15 K: 25-57 31-72 | 1B8: 14-15 17-22 K: 27-34 | 1B8: 14-15 15-17 K: 34-46 34-42 | 1B8: 12 12 K: 24-56 24-51 |
| 1B9: 12 16-17 BB: 58-73 73-77 | 1B9: 16-17 23-26 BB: 35 | 1B9: 16-17 18-22 BB: 47-51 | 1B9: 13 13 BB: 47-51 |
| 2B7: 13-14 18-21 HBP: 74-75 78-81 | 2B7: 18-21 27 HBP: 74-75 78-81 | 2B7: 18-22 23-25 HBP: 52-61 43-52 | 2B7: 14-16 14-15 HBP: 57 52 |
| 2B8: 15-16 22 Out: 76-88 82-88 | 2B8: 22-23 28-31 Out: 35-88 36-88 | 2B8: 23-24 26-27 Out: 62-88 53-88 | 2B8: 17-21 16-17 Out: 58-88 53-88 |
| 2B9: 17-18 23 Cht: RP RP | 2B9: 24-25 32-33 Cht: LN LN | 2B9: 25-26 28-31 Cht: RP RN | 2B9: 22-23 18 Cht: RN RN |
| 373 AB, .225 AVG, 16 HR, .717 OPS Age: 26 | 361 AB, .280 AVG, 4 HR, .680 OPS Age: 31 | 332 AB, .265 AVG, 8 HR, .771 OPS Age: 29 | 298 AB, .178 AVG, 5 HR, .489 OPS Age: 31 |


| 2015 Tampa Bay Rays Grady Sizemore | 2015 Tampa Bay Rays Joey Butler | 2015 Tampa Bay Rays Tim Beckham | 2015 Tampa Bay Rays John Jaso |
|--|--|---|--|
| RF - 42 (E3/T3) LF - 32 (E2/T3) DH - 10 | DH - 43 LF - 30 (E2/T3) RF - 6 (E0/T3) | 2B - 38 (E5) SS - 28 (E3) DH - 12 3B - 1 (E0) | DH - 48 LF - 7 (E0/T5) |
| OBR: D SP: D H&R: 0 vs RH: 93% CD: 0 BD: 0 SAC: DD INJ: 7 | OBR: D SP: C H&R: 0 vs RH: 59% CD: 0 BD: 0 SAC: DD INJ: 7 | OBR: D SP: C H&R: 0 vs RH: 49% CD: 0 BD: 0 SAC: DD INJ: 7 | OBR: D SP: E H&R: 0 vs RH: 91% CD: 0 BD: 0 SAC: DD INJ: 8 |
| vs L vs R vs L vs R | vs L vs R vs L vs R | vs L vs R vs L vs R | vs L vs R vs L vs R |
| 1BF: 11 11 3B8: | 1BF: 11 11 3B8: | 1BF: 3B8: 21-23 21 | 1BF: 11 3B8: |
| 1B7: 12-15 12-13 HR: 32-37 27-28 | 1B7: 12-15 12-15 HR: 31-35 33-35 | 1B7: 11-12 11 HR: 24-31 22-26 | 1B7: 12-13 11-12 HR: 28-32 |
| 1B8: 16-18 14-15 K: 38 31-48 | 1B8: 16-18 16-18 K: 36-66 36-71 | 1B8: 13 12 K: 32-63 27-65 | 1B8: 14-15 13 K: 27-46 33-46 |
| 1B9: 21-23 16-17 BB: 41-45 51 | 1B9: 21-23 21-24 BB: 72-73 | 1B9: 14-15 13 BB: 66-67 | 1B9: 16-17 14-15 BB: 47-87 47-55 |
| 2B7: 24-25 18-21 HBP: 46 52 | 2B7: 24-25 25-26 HBP: 67 74 | 2B7: 16 14-15 HBP: 64-65 68-71 | 2B7: 18-21 16-18 HBP: 88 56 |
| 2B8: 26-27 22-24 Out: 47-88 53-88 | 2B8: 26-27 27-28 Out: 68-88 75-88 | 2B8: 17 16-17 Out: 66-88 72-88 | 2B8: 22-24 21-24 Out: 57-88 |
| 2B9: 28-31 25-26 Cht: LP LN | 2B9: 28 31-32 Cht: RP RN | 2B9: 18 18 Cht: RP RP | 2B9: 25-26 25-27 Cht: LN LN |
| 273 AB, .253 AVG, 6 HR, .688 OPS Age: 32 (39 games for PHI) | 257 AB, .276 AVG, 8 HR, .742 OPS Age: 29 | 203 AB, .222 AVG, 9 HR, .702 OPS Age: 25 | 185 AB, .286 AVG, 5 HR, .839 OPS Age: 31 |
| 2015 Tampa Bay Rays Daniel Nava | 2015 Tampa Bay Rays Jake Elmore | 2015 Tampa Bay Rays Mikie Mahtook | 2015 Tampa Bay Rays Curt Casali |
| RF - 34 (E0/T4) 1B - 13 (E3) LF - 12 (E0/T4) DH - 2 | 1B - 25 (E4) 3B - 9 (E10) 2B - 7 (E0) SS - 7 (E0) LF - 6 (E0/T2) DH - 1 | LF - 16 (E0/T3) CF - 13 (E0/T3) RF - 12 (E5/T3) DH - 3 | C - 37 (E1/TB) DH - 1 |
| OBR: C SP: D H&R: 0 vs RH: 77% CD: 1 BD: 0 SAC: CC INJ: 8 | OBR: D SP: D H&R: 0 vs RH: 66% CD: 0 BD: 0 SAC: BB INJ: 8 | OBR: B SP: C H&R: 0 vs RH: 33% CD: 1 BD: 2 SAC: CC INJ: 8 | OBR: D SP: D H&R: 0 vs RH: 72% CD: 1 BD: 2 SAC: BB INJ: 8 |
| vs L vs R vs L vs R | vs L vs R vs L vs R | vs L vs R vs L vs R | vs L vs R vs L vs R |
| 1BF: 11 3B8: | 1BF: 11 3B8: | 1BF: 11 11 3B8: 23-24 | 1BF: 3B8: |
| 1B7: 12-15 11-12 HR: 18 | 1B7: 12-15 11-12 HR: 34-35 17 | 1B7: 12-13 12-14 HR: 25-38 34-42 | 1B7: 11-12 HR: 16-31 22-34 |
| 1B8: 16-18 13 K: 28-47 21-41 | 1B8: 16-18 13 K: 18-36 | 1B8: 14-15 15-16 K: 41-66 43-74 | 1B8: 13 K: 32-56 35-72 |
| 1B9: 21-24 14 BB: 48-52 42-53 | 1B9: 21-24 14 BB: 36-47 | 1B9: 16-17 17-21 BB: 67 | 1B9: 14-15 BB: 73-76 |
| 2B7: 25 15 HBP: 53-56 54-57 | 2B7: 25-27 15 HBP: | 2B7: 18 22-25 HBP: 68-72 75-77 | 2B7: 11-13 HBP: 57-58 77-78 |
| 2B8: 26 16 Out: 57-88 58-88 | 2B8: 28-31 16 Out: 48-88 37-88 | 2B8: 21 26-28 Out: 73-88 78-88 | 2B8: 14-16 Out: 61-88 81-88 |
| 2B9: 27 17 Cht: SN SN | 2B9: 32-33 Cht: RN RN | 2B9: 22 31-33 Cht: RP RP | 2B9: 17-21 Cht: RP RP |
| 139 AB, .194 AVG, 1 HR, .560 OPS Age: 32 (29 games for BOS) | 141 AB, .206 AVG, 2 HR, .547 OPS Age: 28 | 105 AB, .295 AVG, 9 HR, .970 OPS Age: 25 | 101 AB, .238 AVG, 10 HR, .898 OPS Age: 26 |
| 2015 Tampa Bay Rays Chris Archer | 2015 Tampa Bay Rays Jake Odorizzi | 2015 Tampa Bay Rays Erasmo Ramirez | 2015 Tampa Bay Rays Nate Karns |
| Throws: R Bats: R Starts: 34 Relief: 0 | Throws: R Bats: R Starts: 28 Relief: 0 | Throws: R Bats: R Starts: 27 Relief: 7 | Throws: R Bats: R Starts: 26 Relief: 1 |
| SR: 13 RR: 0 vs RH: 49% CD: 0 ERR: 7 INJ: 1 | SR: 13 RR: 0 vs RH: 47% CD: 0 ERR: 0 INJ: 4 | SR: 12 RR: 7 vs RH: 49% CD: 0 ERR: 4 INJ: 1 | SR: 13 RR: 8 vs RH: 49% CD: 0 ERR: 5 INJ: 4 |
| PB vs L: 2-7 PB vs R: 2-7 vs L vs R vs L vs R | PB vs L: 2-7 PB vs R: 2-6 vs L vs R vs L vs R | PB vs L: 2-8 PB vs R: 2-6 vs L vs R vs L vs R | PB vs L: 2-7 PB vs R: 2-6 vs L vs R vs L vs R |
| 1BF: 11 11 K: 24-51 23-51 | 1BF: 11 11 K: 25-47 25-41 | 1BF: 11 11 K: 21-36 28-45 | 1BF: 11 11 K: 25-52 24-42 |
| 1B7: 12-14 12-14 BB: 52-54 52-57 | 1B7: 12-14 12-14 BB: 48-51 42-47 | 1B7: 12-13 12-16 BB: 37-42 46-47 | 1B7: 12-15 12-14 BB: 53-63 43-45 |
| 1B8: 15-18 15-17 PB: 55 58 | 1B8: 15-18 15-18 PB: 52 48 | 1B8: 14-16 17-22 PB: 43 48 | 1B8: 16-18 15-18 PB: 64 46 |
| 1B9: 21-23 18-22 WP: 56-57 61-62 | 1B9: 21-23 21-23 WP: 53-54 51-52 | 1B9: 17-18 23-27 WP: 44 51 | 1B9: 21-24 21-23 WP: 65-66 47-48 |
| Balk: Out: 58-88 63-88 | Balk: 24 24 Out: 55-88 53-88 | Balk: Out: 45-88 52-88 | Balk: Out: 67-88 51-88 |
| 12-13, 3.23 ERA, 1.14 WHIP 212 IP, 175 H, 252 K, 66 BB Age: 26 | 9-9, 3.35 ERA, 1.15 WHIP 169.1 IP, 149 H, 150 K, 46 BB Age: 25 | 11-6, 3.75 ERA, 1.13 WHIP 163.1 IP, 145 H, 126 K, 40 BB Age: 25 | 7-5, 3.67 ERA, 1.28 WHIP 147 IP, 132 H, 145 K, 56 BB Age: 27 |

| 2015 Tampa Bay Rays Alex Colome | 2015 Tampa Bay Rays Steve Geltz | 2015 Tampa Bay Rays Drew Smyly | 2015 Tampa Bay Rays Matt Andriese |
|--|--|---|--|
| Throws: R Bats: R Starts: 13 Relief: 30 | Throws: R Bats: R Starts: 2 Relief: 68 | Throws: L Bats: L Starts: 12 Relief: 0 | Throws: R Bats: R Starts: 8 Relief: 17 |
| SR: 11 RR: 6 vs RH: 50% CD: 0 ERR: 0 INJ: 0 | SR: 6 RR: 4 vs RH: 55% CD: 0 ERR: 0 INJ: 1 | SR: 12 RR: 0 vs RH: 85% CD: 0 ERR: 8 INJ: 8 | SR: 11 RR: 7 vs RH: 55% CD: 1 ERR: 0 INJ: 4 |
| PB vs L: 2-6 PB vs R: 2-7 vs L vs R vs L vs R | PB vs L: 2-7 PB vs R: 2-7 vs L vs R vs L vs R | PB vs L: 2-9 PB vs R: 2-6 vs L vs R vs L vs R | PB vs L: 2-6 PB vs R: 2-7 vs L vs R vs L vs R |
| 1BF: 11 11 K: 26-43 26-45 1B7: 12-15 12-15 BB: 44-52 46 1B8: 16-21 16-21 PB: 53 47 1B9: 22-25 22-25 WP: 54-55 48-51 Balk: Out: 56-88 52-88 | 1BF: 11 11 K: 22-47 22-36 1B7: 12-14 12-14 BB: 48-63 37-38 1B8: 15-16 15-16 PB: 64 41 1B9: 17-21 17-21 WP: 65-66 42-43 Balk: Out: 67-88 44-88 | 1BF: 11 11 K: 16-55 25-47 1B7: 12 12-15 BB: 56-62 48-53 1B8: 13-14 16-18 PB: 63 54 1B9: 15 21-24 WP: 64-65 55-56 Balk: Out: 66-88 57-88 | 1BF: 11 11 K: 31-45 26-43 1B7: 12-16 12-15 BB: 46-52 44-46 1B8: 17-22 16-18 PB: 53 47 1B9: 23-27 21-24 WP: 54-55 48-51 Balk: 28 25 Out: 56-88 52-88 |
| 8-5, 3.94 ERA, 1.30 WHIP 109.2 IP, 112 H, 88 K, 31 BB Age: 26 | 2-6, 2 SV, 3.74 ERA, 1.05 WHIP 67.1 IP, 45 H, 61 K, 26 BB Age: 27 | 5-2, 3.11 ERA, 1.17 WHIP 66.2 IP, 58 H, 77 K, 20 BB Age: 26 | 3-5, 2 SV, 4.11 ERA, 1.33 WHIP 65.2 IP, 69 H, 49 K, 18 BB Age: 25 |
| 2015 Tampa Bay Rays Brad Boxberger | 2015 Tampa Bay Rays Matt Moore | 2015 Tampa Bay Rays Brandon Gomes | 2015 Tampa Bay Rays Xavier Cedeno |
| Throws: R Bats: R Starts: 0 Relief: 69 | Throws: L Bats: L Starts: 12 Relief: 0 | Throws: R Bats: R Starts: 0 Relief: 63 | Throws: L Bats: L Starts: 0 Relief: 66 |
| SR: 0 RR: 4 vs RH: 49% CD: 0 ERR: 10 INJ: 1 | SR: 15 RR: 0 vs RH: 72% CD: 0 ERR: 8 INJ: 8 | SR: 0 RR: 4 vs RH: 58% CD: 0 ERR: 0 INJ: 1 | SR: 0 RR: 3 vs RH: 48% CD: 1 ERR: 9 INJ: 1 |
| PB vs L: 2-7 PB vs R: 2-6 vs L vs R vs L vs R | PB vs L: 2-6 PB vs R: 2-5 vs L vs R vs L vs R | PB vs L: 2-7 PB vs R: 2-6 vs L vs R vs L vs R | PB vs L: 2-9 PB vs R: 2-6 vs L vs R vs L vs R |
| 1BF: 11 11 K: 25-45 25-61 1B7: 12-14 12-14 BB: 46-55 62-73 1B8: 15-18 15-18 PB: 56 74 1B9: 21-23 21-23 WP: 57-58 75-76 Balk: 24 24 Out: 61-88 77-88 | 1BF: 11 11 K: 26-35 32-52 1B7: 12-15 12-16 BB: 36-41 53-61 1B8: 16-21 17-24 PB: 42 62 1B9: 22-25 25-31 WP: 43-44 63-64 Balk: Out: 45-88 65-88 | 1BF: 11 11 K: 23-36 31-47 1B7: 12-14 12-16 BB: 37-44 48 1B8: 15-16 17-22 PB: 45 51 1B9: 17-21 23-27 WP: 46-47 52-53 Balk: 22 28 Out: 48-88 54-88 | 1BF: 11 11 K: 18-37 26-55 1B7: 12-13 12-15 BB: 38 56-66 1B8: 14-15 16-21 PB: 41 67 1B9: 16-17 22-25 WP: 42-43 68-71 Balk: Out: 44-88 72-88 |
| 4-10, 41 SV, 3.71 ERA, 1.37 WHIP 63 IP, 54 H, 74 K, 32 BB Age: 27 | 3-4, 5.43 ERA, 1.54 WHIP 63 IP, 74 H, 46 K, 23 BB Age: 26 | 2-6, 1 SV, 4.27 ERA, 1.19 WHIP 59 IP, 55 H, 44 K, 15 BB Age: 30 | 4-1, 1 SV, 2.35 ERA, 1.17 WHIP 46 IP, 40 H, 47 K, 14 BB Age: 28 (5 games for WSN) |
| 2015 Tampa Bay Rays Jake McGee | 2015 Tampa Bay Rays Enny Romero | 2015 Tampa Bay Rays Andrew Bellatti | 2015 Tampa Bay Rays Ernesto Frieri |
| Throws: L Bats: L Starts: 0 Relief: 39 | Throws: L Bats: L Starts: 0 Relief: 23 | Throws: R Bats: R Starts: 0 Relief: 17 | Throws: R Bats: R Starts: 0 Relief: 22 |
| SR: 0 RR: 4 vs RH: 71% CD: 0 ERR: 0 INJ: 4 | SR: 0 RR: 6 vs RH: 67% CD: 0 ERR: 10 INJ: 5 | SR: 0 RR: 5 vs RH: 61% CD: 2 ERR: 10 INJ: 6 | SR: 0 RR: 5 vs RH: 59% CD: 0 ERR: 0 INJ: 5 |
| PB vs L: 2-7 PB vs R: 2-8 vs L vs R vs L vs R | PB vs L: 2-5 PB vs R: 2-6 vs L vs R vs L vs R | PB vs L: 2-8 PB vs R: 2-6 vs L vs R vs L vs R | PB vs L: 2-6 PB vs R: 2-6 vs L vs R vs L vs R |
| 1BF: 11 11 K: 23-45 21-52 1B7: 12-14 12-13 BB: 46-47 53-55 1B8: 15-17 14-16 PB: 48 56 1B9: 18-22 17-18 WP: 51-52 57-58 Balk: Out: 53-88 61-88 | 1BF: 11 11 K: 36-55 26-52 1B7: 12-18 12-15 BB: 56-63 53-62 1B8: 21-26 16-21 PB: 64 63 1B9: 27-35 22-25 WP: 65-66 64-65 Balk: Out: 67-88 66-88 | 1BF: 11 11 K: 18-37 24-38 1B7: 12-13 12-14 BB: 38-47 41-46 1B8: 14-15 15-18 PB: 48 47 1B9: 16-17 21-23 WP: 51 48 Balk: Out: 52-88 51-88 | 1BF: 11 11 K: 24-38 25-45 1B7: 12-14 12-15 BB: 41-46 46-57 1B8: 15-18 16-18 PB: 47 58 1B9: 21-23 21-24 WP: 48-51 61-62 Balk: Out: 52-88 63-88 |
| 1-2, 6 SV, 2.41 ERA, 0.94 WHIP 37.1 IP, 27 H, 48 K, 8 BB Age: 28 | 0-2, 5.10 ERA, 1.73 WHIP 30 IP, 39 H, 31 K, 13 BB Age: 24 | 3-1, 2.31 ERA, 1.11 WHIP 23.1 IP, 16 H, 18 K, 10 BB Age: 23 | 1-0, 2 SV, 4.63 ERA, 1.33 WHIP 23.1 IP, 20 H, 19 K, 11 BB Age: 29 |

| | | | |
|--|---|---|---|
| 2015 Texas Rangers Prince Fielder | 2015 Texas Rangers Elvis Andrus | 2015 Texas Rangers Shin-Soo Choo | 2015 Texas Rangers Adrian Beltre |
| DH - 139 1B - 18 (E6)  | SS - 160 (E3) | RF - 148 (E2/T3) DH - 1 | 3B - 142 (E4) DH - 1 |
| OBR: D SP: D H&R: 0 vs RH: 59% CD: 0 BD: 0 SAC: DD INJ: 3 | OBR: A SP: B H&R: 0 vs RH: 65% CD: 2 BD: 0 SAC: BB INJ: 2 | OBR: B SP: D H&R: 0 vs RH: 62% CD: 1 BD: 0 SAC: CC INJ: 5 | OBR: A SP: D H&R: 0 vs RH: 65% CD: 2 BD: 0 SAC: DD INJ: 5 |
| vs L vs R vs L vs R 1BF: 11 11 3B8: 1B7: 12-13 12-16 HR: 25-28 34-37 1B8: 14-15 17-22 K: 31-44 38 1B9: 16-17 23-26 BB: 45-47 41-46 2B7: 18 27 HBP: 48-51 47-48 2B8: 21-22 28-31 Out: 52-88 51-88 2B9: 23-24 32-33 Cht: LP LP | vs L vs R vs L vs R 1BF: 11 11 3B8: 31 1B7: 12-15 12-14 HR: 34-36 32 1B8: 16-18 15-17 K: 37-41 33-37 1B9: 21-23 18-22 BB: 42-43 38-41 2B7: 24-26 23-24 HBP: 2B8: 27-31 25-26 Out: 44-88 42-88 2B9: 32-33 27-28 Cht: RN RN | vs L vs R vs L vs R 1BF: 11 11 3B8: 24 27 1B7: 12-13 12-13 HR: 25-27 28-34 1B8: 14 14-15 K: 28-48 35-56 1B9: 15-16 16-17 BB: 51-55 57-67 2B7: 17 18-21 HBP: 56-58 68-72 2B8: 18-21 22-24 Out: 61-88 73-88 2B9: 22-23 25-26 Cht: LN LP | vs L vs R vs L vs R 1BF: 11 11 3B8: 32 32 1B7: 12-14 12-15 HR: 33-38 33-35 1B8: 15-17 16-18 K: 41-43 36-37 1B9: 18-22 21-23 BB: 44-52 2B7: 23-25 24-25 HBP: 53 38 2B8: 26-27 26-27 Out: 54-88 41-88 2B9: 28-31 28-31 Cht: RP RN |
| 613 AB, .305 AVG, 23 HR, .841 OPS Age: 31 | 596 AB, .258 AVG, 7 HR, .667 OPS Age: 26 | 555 AB, .276 AVG, 22 HR, .838 OPS Age: 32 | 567 AB, .287 AVG, 18 HR, .788 OPS Age: 36 |
| 2015 Texas Rangers Mitch Moreland | 2015 Texas Rangers Delino DeShields | 2015 Texas Rangers Rougned Odor | 2015 Texas Rangers Mike Napoli |
| 1B - 120 (E1) DH - 7 | CF - 87 (E3/T4) LF - 35 (E2/T4) DH - 7 2B - 1 (E0) | 2B - 119 (E3) | 1B - 111 (E2) LF - 11 (E10/T5) DH - 4 |
| OBR: D SP: D H&R: 0 vs RH: 68% CD: 2 BD: 1 SAC: DD INJ: 6 | OBR: A SP: A H&R: 0 vs RH: 65% CD: 1 BD: 0 SAC: BB INJ: 7 | OBR: B SP: D H&R: 0 vs RH: 64% CD: 2 BD: 0 SAC: CC INJ: 7 | OBR: D SP: D H&R: 0 vs RH: 62% CD: 1 BD: 0 SAC: DD INJ: 6 |
| vs L vs R vs L vs R 1BF: 11 11 3B8: 1B7: 12-13 12-13 HR: 25-28 27-35 1B8: 14-15 14-15 K: 31-54 36-54 1B9: 16-17 16-17 BB: 55 55 2B7: 18 18-21 HBP: 56-57 56-57 2B8: 21-22 22-24 Out: 58-88 58-88 2B9: 23-24 25-26 Cht: LP LP | vs L vs R vs L vs R 1BF: 11-12 11-12 3B8: 34 27-31 1B7: 13-15 13-15 HR: 35 1B8: 16-18 16-17 K: 36-61 32-46 1B9: 21-23 18-22 BB: 62-67 47-55 2B7: 24-26 23-24 HBP: 68 56 2B8: 27-31 25 Out: 71-88 57-88 2B9: 32-33 26 Cht: RN RN | vs L vs R vs L vs R 1BF: 11 11 3B8: 26-27 22-24 1B7: 12-13 12 HR: 28-33 25-31 1B8: 14 13 K: 34-47 32-42 1B9: 15-16 14 BB: 2B7: 17-18 15 HBP: 48-53 43-46 2B8: 21-23 16-17 Out: 54-88 47-88 2B9: 24-25 18-21 Cht: LP LP | vs L vs R vs L vs R 1BF: 3B8: 23 1B7: 11-12 11 HR: 24-34 22-24 1B8: 13-14 K: 35-63 25-48 1B9: 15-16 12 BB: 64-77 51-56 2B7: 17-18 13-15 HBP: 78 57 2B8: 21 16-17 Out: 81-88 58-88 2B9: 22 18-21 Cht: RP RN |
| 471 AB, .278 AVG, 23 HR, .812 OPS Age: 29 | 425 AB, .261 AVG, 2 HR, .718 OPS Age: 22 | 426 AB, .261 AVG, 16 HR, .781 OPS Age: 21 | 407 AB, .224 AVG, 18 HR, .734 OPS Age: 33 (98 games for BOS) |
| 2015 Texas Rangers Will Venable | 2015 Texas Rangers Leonys Martin | 2015 Texas Rangers Robinson Chirinos | 2015 Texas Rangers Josh Hamilton |
| CF - 63 (E1/T3) LF - 39 (E0/T3) RF - 21 (E0/T3) | CF - 92 (E1/T5) DH - 2 | C - 78 (E1/TB) | LF - 35 (E0/T3) RF - 11 (E0/T3) DH - 1 |
| OBR: A SP: A H&R: 0 vs RH: 88% CD: 0 BD: 0 SAC: CC INJ: 6 | OBR: A SP: B H&R: 0 vs RH: 64% CD: 0 BD: 0 SAC: BB INJ: 7 | OBR: D SP: D H&R: 0 vs RH: 65% CD: 0 BD: 0 SAC: AA INJ: 8 | OBR: C SP: D H&R: 0 vs RH: 68% CD: 0 BD: 1 SAC: DD INJ: 8 |
| vs L vs R vs L vs R 1BF: 11-12 11-12 3B8: 25 1B7: 13 13-14 HR: 26-27 1B8: 14 15-16 K: 21-52 28-52 1B9: 15 17-18 BB: 53-58 2B7: 16 21 HBP: 53 61 2B8: 17 22-23 Out: 54-88 62-88 2B9: 18 24 Cht: LN LN | vs L vs R vs L vs R 1BF: 11 11 3B8: 1B7: 12-14 12 HR: 25-26 23-24 1B8: 15-17 13 K: 27-61 25-38 1B9: 18-22 14 BB: 41 2B7: 15-16 HBP: 62 42 2B8: 23 17-18 Out: 63-88 43-88 2B9: 24 21-22 Cht: LN LN | vs L vs R vs L vs R 1BF: 3B8: 25 1B7: 11-12 HR: 26-32 21-24 1B8: 13 K: 33-55 25-46 1B9: 14-15 BB: 56-62 47-55 2B7: 16-18 11-13 HBP: 63-64 56-57 2B8: 21-22 14-16 Out: 65-88 58-88 2B9: 23-24 17-18 Cht: RP RP | vs L vs R vs L vs R 1BF: 11 3B8: 1B7: 11 12-14 HR: 23-31 26-32 1B8: 12 15-16 K: 32-63 33-63 1B9: 13 17-18 BB: 2B7: 14-15 21 HBP: 2B8: 16-18 22-23 Out: 64-88 64-88 2B9: 21-22 24-25 Cht: LP LP |
| 349 AB, .244 AVG, 6 HR, .669 OPS Age: 32 (98 games for SDP) | 288 AB, .219 AVG, 5 HR, .576 OPS Age: 27 | 233 AB, .232 AVG, 10 HR, .762 OPS Age: 31 | 170 AB, .253 AVG, 8 HR, .732 OPS Age: 34 |

| 2015 Texas Rangers Chris Gimenez | 2015 Texas Rangers Drew Stubbs | 2015 Texas Rangers Adam Rosales | 2015 Texas Rangers Joey Gallo |
|--|---|--|--|
| C - 36 (E1/TC) | CF - 42 (E0/T3) LF - 21 (E0/T3) DH - 1 | 1B - 19 (E0) 2B - 19 (E3) 3B - 14 (E6) LF - 1 (E0/T2) DH - 1 | LF - 19 (E0/T4) 3B - 15 (E10) DH - 2 CF - 1 (E0/T4) |
| OBR: B SP: C H&R: 0 vs RH: 68% CD: 1 BD: 0 SAC: AA INJ: 8 | OBR: A SP: C H&R: 0 vs RH: 54% CD: 0 BD: 0 SAC: BB INJ: 8 | OBR: C SP: D H&R: 0 vs RH: 39% CD: 0 BD: 0 SAC: DD INJ: 8 | OBR: B SP: B H&R: 0 vs RH: 68% CD: 0 BD: 1 SAC: DD INJ: 8 |
| vs L vs R vs L vs R | vs L vs R vs L vs R | vs L vs R vs L vs R | vs L vs R vs L vs R |
| 1BF: 11 3B8: 18-23 | 1BF: 3B8: 17-18 16-17 | 1BF: 11 11 3B8: | 1BF: 3B8: 18 |
| 1B7: 12-13 HR: 24-32 27-33 | 1B7: 11 11 HR: 21-22 18-26 | 1B7: 12-14 12-13 HR: 24-26 28-32 | 1B7: 11 HR: 11-17 21-26 |
| 1B8: 14-15 K: 33-48 34-44 | 1B8: K: 23-81 27-77 | 1B8: 15-16 14-15 K: 27-62 33-41 | 1B8: 12 K: 18-88 27-74 |
| 1B9: 16-17 BB: 51-75 | 1B9: 12 12 BB: 82-84 78-87 | 1B9: 17-21 16-17 BB: 63-67 42 | 1B9: 13 BB: 75-88 |
| 2B7: 11-13 18-22 HBP: 76 45 | 2B7: 13-14 13 HBP: 85 88 | 2B7: 22 18-22 HBP: 68 43 | 2B7: 13 HBP: |
| 2B8: 14-15 23-24 Out: 77-88 46-88 | 2B8: 15 14 Out: 86-88 88 | 2B8: 23 23-25 Out: 71-88 44-88 | 2B8: 14-15 Out: |
| 2B9: 16-17 25-26 Cht: RP RP | 2B9: 16 15 Cht: RN RP | 2B9: 26-27 Cht: RN RN | 2B9: 16-17 Cht: LP LP |
| 98 AB, .255 AVG, 5 HR, .820 OPS Age: 32 | 123 AB, .195 AVG, 5 HR, .665 OPS Age: 30 (51 games for COL) | 114 AB, .228 AVG, 3 HR, .638 OPS Age: 32 | 108 AB, .204 AVG, 6 HR, .717 OPS Age: 21 |
| 2015 Texas Rangers Cole Hamels | 2015 Texas Rangers Colby Lewis | 2015 Texas Rangers Yovani Gallardo | 2015 Texas Rangers Nick Martinez |
| Throws: L Bats: L Starts: 32 Relief: 0 | Throws: R Bats: R Starts: 33 Relief: 0 | Throws: R Bats: R Starts: 33 Relief: 0 | Throws: R Bats: L Starts: 21 Relief: 3 |
| SR: 14 RR: 0 vs RH: 84% CD: 0 ERR: 5 INJ: 3 | SR: 15 RR: 0 vs RH: 47% CD: 0 ERR: 5 INJ: 2 | SR: 14 RR: 0 vs RH: 52% CD: 0 ERR: 3 INJ: 2 | SR: 15 RR: 8 vs RH: 57% CD: 1 ERR: 10 INJ: 5 |
| PB vs L: 2-7 PB vs R: 2-7 vs L vs R vs L vs R | PB vs L: 2-6 PB vs R: 2-6 vs L vs R vs L vs R | PB vs L: 2-6 PB vs R: 2-6 vs L vs R vs L vs R | PB vs L: 2-7 PB vs R: 2-5 vs L vs R vs L vs R |
| 1BF: 11 11 K: 25-45 25-47 | 1BF: 11 11 K: 26-37 26-44 | 1BF: 11 11 K: 26-41 26-41 | 1BF: 11 11 K: 24-35 32-44 |
| 1B7: 12-14 12-14 BB: 46-53 48-53 | 1B7: 12-15 12-15 BB: 38-41 45-47 | 1B7: 12-15 12-15 BB: 42-48 42-46 | 1B7: 12-14 12-16 BB: 36-43 45-51 |
| 1B8: 15-18 15-18 PB: 54 54 | 1B8: 16-21 16-21 PB: 42 48 | 1B8: 16-21 16-21 PB: 51 47 | 1B8: 15-18 17-24 PB: 44 52 |
| 1B9: 21-23 21-23 WP: 55-56 55-56 | 1B9: 22-25 22-25 WP: 43 51 | 1B9: 22-25 22-25 WP: 52-53 48-51 | 1B9: 21-23 25-31 WP: 45-46 53-54 |
| Balk: 24 24 Out: 57-88 57-88 | Balk: Out: 44-88 52-88 | Balk: Out: 54-88 52-88 | Balk: Out: 47-88 55-88 |
| 13-8, 3.65 ERA, 1.19 WHIP 212.1 IP, 190 H, 215 K, 62 BB Age: 31 (20 games for PHI) | 17-9, 4.66 ERA, 1.24 WHIP 204.2 IP, 211 H, 142 K, 42 BB Age: 35 | 13-11, 3.42 ERA, 1.42 WHIP 184.1 IP, 193 H, 121 K, 68 BB Age: 29 | 7-7, 3.96 ERA, 1.45 WHIP 125 IP, 135 H, 77 K, 46 BB Age: 24 |
| 2015 Texas Rangers Wandy Rodriguez | 2015 Texas Rangers Martin Perez | 2015 Texas Rangers Sam Dyson | 2015 Texas Rangers Shawn Tolleson |
| Throws: L Bats: S Starts: 15 Relief: 2 | Throws: L Bats: L Starts: 14 Relief: 0 | Throws: R Bats: R Starts: 0 Relief: 75 | Throws: R Bats: R Starts: 0 Relief: 73 |
| SR: 15 RR: 9 vs RH: 84% CD: 0 ERR: 9 INJ: 8 | SR: 15 RR: 0 vs RH: 85% CD: 0 ERR: 8 INJ: 8 | SR: 0 RR: 4 vs RH: 65% CD: 0 ERR: 10 INJ: 0 | SR: 0 RR: 4 vs RH: 48% CD: 0 ERR: 0 INJ: 0 |
| PB vs L: 2-6 PB vs R: 2-6 vs L vs R vs L vs R | PB vs L: 2-8 PB vs R: 2-6 vs L vs R vs L vs R | PB vs L: 2-8 PB vs R: 2-7 vs L vs R vs L vs R | PB vs L: 2-7 PB vs R: 2-7 vs L vs R vs L vs R |
| 1BF: 11 11 K: 28-44 28-47 | 1BF: 11 11 K: 22-46 31-38 | 1BF: 11 11 K: 23-42 24-45 | 1BF: 11 11 K: 25-46 24-48 |
| 1B7: 12-16 12-16 BB: 45-48 48-57 | 1B7: 12-14 12-16 BB: 47-52 41-45 | 1B7: 12-14 12-14 BB: 43-46 46-51 | 1B7: 12-15 12-14 BB: 47-48 51-54 |
| 1B8: 17-22 17-22 PB: 51 58 | 1B8: 15-16 17-23 PB: 53 46 | 1B8: 15-17 15-18 PB: 47 52 | 1B8: 16-18 15-18 PB: 51 55 |
| 1B9: 23-27 23-27 WP: 52-53 61-62 | 1B9: 17-21 24-28 WP: 54 47 | 1B9: 18-22 21-23 WP: 48-51 53-54 | 1B9: 21-24 21-23 WP: 52 56 |
| Balk: Out: 54-88 63-88 | Balk: Out: 55-88 48-88 | Balk: Out: 52-88 55-88 | Balk: Out: 53-88 57-88 |
| 6-4, 4.90 ERA, 1.56 WHIP 86.1 IP, 99 H, 72 K, 36 BB Age: 36 | 3-6, 4.46 ERA, 1.42 WHIP 78.2 IP, 88 H, 48 K, 24 BB Age: 24 | 5-4, 2 SV, 2.63 ERA, 1.14 WHIP 75.1 IP, 65 H, 71 K, 21 BB Age: 27 (44 games for MIA) | 6-4, 35 SV, 2.99 ERA, 1.15 WHIP 72.1 IP, 66 H, 76 K, 17 BB Age: 27 |

| 2015 Texas Rangers Chi Chi Gonzalez | 2015 Texas Rangers Anthony Bass | 2015 Texas Rangers Keone Kela | 2015 Texas Rangers Derek Holland |
|---|--|--|---|
| Throws: R Bats: R Starts: 10 Relief: 4 | Throws: R Bats: R Starts: 0 Relief: 33 | Throws: R Bats: R Starts: 0 Relief: 68 | Throws: L Bats: S Starts: 10 Relief: 0 |
| SR: 13 RR: 8 vs RH: 58% CD: 0 ERR: 0 INJ: 8 | SR: 0 RR: 7 vs RH: 58% CD: 2 ERR: 7 INJ: 4 | SR: 0 RR: 4 vs RH: 60% CD: 0 ERR: 0 INJ: 1 | SR: 14 RR: 0 vs RH: 91% CD: 1 ERR: 10 INJ: 8 |
| PB vs L: 2-7 PB vs R: 2-7 vs L vs R vs L vs R | PB vs L: 2-6 PB vs R: 2-6 vs L vs R vs L vs R | PB vs L: 2-6 PB vs R: 2-8 vs L vs R vs L vs R | PB vs L: 2-6 PB vs R: 2-5 vs L vs R vs L vs R |
| 1BF: 11 11 K: 26-34 22-28 1B7: 12-15 12-13 BB: 35-44 31-38 1B8: 16-18 14-16 PB: 45 41 1B9: 21-24 17-18 WP: 46-47 42-43 Balk: 25 21 Out: 48-88 44-88 | 1BF: 11 11 K: 28-41 25-43 1B7: 12-16 12-15 BB: 42-51 44-45 1B8: 17-22 16-18 PB: 52 46 1B9: 23-27 21-24 WP: 53 47 Balk: Out: 54-88 48-88 | 1BF: 11 11 K: 31-52 22-51 1B7: 12-16 12-13 BB: 53-64 52-53 1B8: 17-22 14-16 PB: 65 54 1B9: 23-27 17-18 WP: 66-67 55-56 Balk: 28 21 Out: 68-88 57-88 | 1BF: 11 11 K: 28-56 26-38 1B7: 12-16 12-15 BB: 57-58 41-45 1B8: 17-22 16-21 PB: 61 46 1B9: 23-27 22-25 WP: 62 47 Balk: Out: 63-88 48-88 |
| 4-6, 3.90 ERA, 1.21 WHIP 67 IP, 49 H, 30 K, 32 BB Age: 23 | 0-0, 4.50 ERA, 1.34 WHIP 64 IP, 66 H, 45 K, 20 BB Age: 27 | 7-5, 1 SV, 2.39 ERA, 1.16 WHIP 60.1 IP, 52 H, 68 K, 18 BB Age: 22 | 4-3, 4.91 ERA, 1.30 WHIP 58.2 IP, 59 H, 41 K, 17 BB Age: 28 |
| 2015 Texas Rangers Jake Diekman | 2015 Texas Rangers Sam Freeman | 2015 Texas Rangers Tanner Scheppers | 2015 Texas Rangers Ross Ohlendorf |
| Throws: L Bats: L Starts: 0 Relief: 67 | Throws: L Bats: R Starts: 0 Relief: 54 | Throws: R Bats: R Starts: 0 Relief: 42 | Throws: R Bats: R Starts: 0 Relief: 21 |
| SR: 0 RR: 4 vs RH: 63% CD: 1 ERR: 8 INJ: 1 | SR: 0 RR: 4 vs RH: 56% CD: 0 ERR: 0 INJ: 2 | SR: 0 RR: 5 vs RH: 60% CD: 0 ERR: 0 INJ: 3 | SR: 0 RR: 4 vs RH: 64% CD: 0 ERR: 0 INJ: 5 |
| PB vs L: 2-6 PB vs R: 2-7 vs L vs R vs L vs R | PB vs L: 2-5 PB vs R: 2-8 vs L vs R vs L vs R | PB vs L: 2-6 PB vs R: 2-6 vs L vs R vs L vs R | PB vs L: 2-6 PB vs R: 2-6 vs L vs R vs L vs R |
| 1BF: 11 11 K: 26-48 23-52 1B7: 12-15 12-14 BB: 51-61 53-63 1B8: 16-21 15-17 PB: 62 64 1B9: 22-25 18-22 WP: 63-64 65-66 Balk: Out: 65-88 67-88 | 1BF: 11 11 K: 31-62 18-35 1B7: 12-16 12-13 BB: 63-83 36-44 1B8: 17-23 14-15 PB: 84 45 1B9: 24-28 16-17 WP: 85 46 Balk: Out: 86-88 47-88 | 1BF: 11 11 K: 24-41 26-45 1B7: 12-14 12-15 BB: 42-55 46-55 1B8: 15-18 16-21 PB: 56 56 1B9: 21-23 22-25 WP: 57-58 57-58 Balk: Out: 61-88 61-88 | 1BF: 11 11 K: 25-48 28-48 1B7: 12-15 12-16 BB: 51-61 51-53 1B8: 16-18 17-22 PB: 62 54 1B9: 21-24 23-27 WP: 63 55 Balk: Out: 64-88 56-88 |
| 2-1, 4.01 ERA, 1.44 WHIP 58.1 IP, 53 H, 69 K, 31 BB Age: 28 (41 games for PHI) | 0-0, 3.05 ERA, 1.46 WHIP 38.1 IP, 31 H, 40 K, 25 BB Age: 28 | 4-1, 5.63 ERA, 1.57 WHIP 38.1 IP, 37 H, 32 K, 23 BB Age: 28 | 3-1, 1 SV, 3.72 ERA, 1.45 WHIP 19.1 IP, 21 H, 19 K, 7 BB Age: 32 |
| 2015 Toronto Blue Jays Josh Donaldson | 2015 Toronto Blue Jays Jose Bautista | 2015 Toronto Blue Jays Ben Revere | 2015 Toronto Blue Jays Kevin Pillar |
| 3B - 150 (E4) DH - 7  | RF - 118 (E2/T3)  DH - 33 | LF - 112 (E0/T3) CF - 43 (E0/T3) RF - 12 (E0/T3) | CF - 142 (E1/T4) LF - 14 (E0/T4) RF - 3 (E0/T4) |
| OBR: B SP: C H&R: 0 vs RH: 81% CD: 2 BD: 2 SAC: DD INJ: 3 | OBR: B SP: C H&R: 0 vs RH: 80% CD: 0 BD: 2 SAC: DD INJ: 4 | OBR: A SP: A H&R: 0 vs RH: 73% CD: 1 BD: 0 SAC: CC INJ: 4 | OBR: A SP: A H&R: 0 vs RH: 75% CD: 0 BD: 0 SAC: CC INJ: 2 |
| vs L vs R vs L vs R | vs L vs R vs L vs R | vs L vs R vs L vs R | vs L vs R vs L vs R |
| 1BF: 11 3B8: 1B7: 11 12-14 HR: 27-36 27-35 1B8: 12 15-16 K: 37-48 36-53 1B9: 13 17-18 BB: 51-62 54-58 2B7: 14-17 21-22 HBP: 63 61 2B8: 18-23 23-24 Out: 64-88 62-88 2B9: 24-26 25-26 Cht: RP RP | 1BF: 3B8: 21 1B7: 11 11 HR: 22-26 21-28 1B8: K: 27-36 31-42 1B9: 12 12 BB: 37-58 43-57 2B7: 13-14 13-14 HBP: 61 58 2B8: 15-16 15-16 Out: 62-88 61-88 2B9: 17-18 17-18 Cht: RP RP | 1BF: 11-12 11-12 3B8: 33 38-41 1B7: 13-16 13-18 HR: 42 1B8: 17-22 21-25 K: 34-43 1B9: 23-26 26-32 BB: 2B7: 27 33 HBP: 2B8: 28-31 34-35 Out: 44-88 43-88 2B9: 32 36-37 Cht: LN LN | 1BF: 11-12 11-12 3B8: 34 1B7: 13-17 13-16 HR: 35-36 35-37 1B8: 18-23 17-21 K: 37-48 38-44 1B9: 24-27 22-24 BB: 2B7: 28-31 25-27 HBP: 51 45 2B8: 32-33 28-31 Out: 52-88 46-88 2B9: 34 32-33 Cht: RN RN |
| 620 AB, .297 AVG, 41 HR, .939 OPS Age: 29 | 543 AB, .250 AVG, 40 HR, .913 OPS Age: 34 | 592 AB, .306 AVG, 2 HR, .719 OPS Age: 27 (96 games for PHI) | 586 AB, .278 AVG, 12 HR, .713 OPS Age: 26 |

| 2015 Toronto Blue Jays Edwin Encarnacion | 2015 Toronto Blue Jays Troy Tulowitzki | 2015 Toronto Blue Jays Russell Martin | 2015 Toronto Blue Jays Ryan Goins |
|--|---|---|--|
| DH - 85 1B - 59 (E2) | SS - 121 (E2) DH - 1  | C - 117 (E1/TA) DH - 5  2B - 2 (E0) | 2B - 66 (E1) SS - 58 (E2) 3B - 2 (E0) LF - 2 (E10/T2) |
| OBR: C SP: D H&R: 0 vs RH: 81% CD: 0 BD: 2 SAC: DD INJ: 5 | OBR: C SP: D H&R: 0 vs RH: 79% CD: 2 BD: 0 SAC: DD INJ: 7 | OBR: C SP: D H&R: 0 vs RH: 78% CD: 0 BD: 1 SAC: DD INJ: 7 | OBR: B SP: D H&R: 0 vs RH: 77% CD: 1 BD: 0 SAC: AA INJ: 7 |
| vs L vs R vs L vs R 1BF: 11 3B8: 1B7: 12-13 11-12 HR: 24-32 24-33 1B8: 14-15 13 K: 33-52 34-42 1B9: 16-17 14 BB: 53-63 43-53 2B7: 18-21 15-17 HBP: 64-65 54-55 2B8: 22 18-21 Out: 66-88 56-88 2B9: 23 22-23 Cht: RP RP | vs L vs R vs L vs R 1BF: 11-12 11 3B8: 1B7: 13-17 12-14 HR: 41-45 31-34 1B8: 18-23 15-17 K: 46-67 35-54 1B9: 24-28 18-22 BB: 68 55-56 2B7: 31-33 23-24 HBP: 71 57 2B8: 34-36 25-26 Out: 72-88 58-88 2B9: 37-38 27-28 Cht: RP RP | vs L vs R vs L vs R 1BF: 3B8: 22 1B7: 11-12 11-12 HR: 25-32 23-28 1B8: 13 13 K: 33-41 31-52 1B9: 14 14 BB: 42-61 53-56 2B7: 15-17 15-16 HBP: 62-63 57-58 2B8: 18-22 17-18 Out: 64-88 61-88 2B9: 23-24 21 Cht: RP RP | vs L vs R vs L vs R 1BF: 11 11 3B8: 18-22 27 1B7: 12 12-14 HR: 23 28-31 1B8: 13 15-16 K: 24-46 32-45 1B9: 14 17-21 BB: 47-48 46-52 2B7: 15 22 HBP: 2B8: 16 23-24 Out: 51-88 53-88 2B9: 17 25-26 Cht: LN LN |
| 528 AB, .277 AVG, 39 HR, .929 OPS Age: 32 | 486 AB, .280 AVG, 17 HR, .777 OPS Age: 30 (87 games for COL) | 441 AB, .240 AVG, 23 HR, .787 OPS Age: 32 | 376 AB, .250 AVG, 5 HR, .672 OPS Age: 27 |
| 2015 Toronto Blue Jays Chris Colabello | 2015 Toronto Blue Jays Justin Smoak | 2015 Toronto Blue Jays Cliff Pennington | 2015 Toronto Blue Jays Devon Travis |
| 1B - 34 (E1) LF - 33 (E5/T2) RF - 13 (E5/T2) DH - 12 | 1B - 110 (E2) DH - 4 | 2B - 33 (E2) SS - 29 (E6) 3B - 18 (E7) LF - 8 (E0/T5) DH - 1 | 2B - 62 (E2) |
| OBR: C SP: D H&R: 0 vs RH: 73% CD: 1 BD: 1 SAC: DD INJ: 7 | OBR: D SP: D H&R: 0 vs RH: 88% CD: 0 BD: 0 SAC: DD INJ: 6 | OBR: D SP: D H&R: 0 vs RH: 78% CD: 0 BD: 0 SAC: AA INJ: 7 | OBR: B SP: D H&R: 0 vs RH: 74% CD: 1 BD: 0 SAC: DD INJ: 8 |
| vs L vs R vs L vs R 1BF: 11 11-12 3B8: 1B7: 12-15 13-17 HR: 28-38 38-43 1B8: 16-18 18-23 K: 41-67 44-72 1B9: 21-23 24-27 BB: 68-72 2B7: 24-25 28-32 HBP: 73 73 2B8: 26 33-35 Out: 74-88 74-88 2B9: 27 36-37 Cht: RP RP | vs L vs R vs L vs R 1BF: 3B8: 1B7: 11-13 11 HR: 18-34 22-27 1B8: 14-15 K: 35-53 28-57 1B9: 16-17 12 BB: 58-64 2B7: 13-15 HBP: 54 65 2B8: 16-17 Out: 55-88 66-88 2B9: 18-21 Cht: SP SP | vs L vs R vs L vs R 1BF: 11 11 3B8: 1B7: 11 12-14 HR: 25-26 1B8: 15-16 K: 15-26 27-45 1B9: 12 17-21 BB: 27-42 46-52 2B7: 13 22 HBP: 43 53 2B8: 14 23 Out: 44-88 54-88 2B9: 24 Cht: SN SN | vs L vs R vs L vs R 1BF: 11 11 3B8: 1B7: 12-15 12-14 HR: 34-43 35-37 1B8: 16-18 15-17 K: 44-46 38-56 1B9: 21-23 18-22 BB: 47 57-61 2B7: 24-26 23-26 HBP: 48 62 2B8: 27-31 27-31 Out: 51-88 63-88 2B9: 32-33 32-34 Cht: RP RN |
| 333 AB, .321 AVG, 15 HR, .886 OPS Age: 31 | 296 AB, .226 AVG, 18 HR, .768 OPS Age: 28 | 210 AB, .210 AVG, 3 HR, .578 OPS Age: 31 (72 games for ARI) | 217 AB, .304 AVG, 8 HR, .859 OPS Age: 24 |
| 2015 Toronto Blue Jays Ezequiel Carrera | 2015 Toronto Blue Jays Dioner Navarro | 2015 Toronto Blue Jays Dalton Pompey | 2015 Toronto Blue Jays Josh Thole |
| LF - 46 (E5/T2) RF - 35 (E0/T2) CF - 5 (E0/T2) DH - 2 | C - 39 (E2/TB) DH - 11 | CF - 21 (E3/T5) LF - 6 (E8/T5) DH - 4 | C - 18 (E1/TC) |
| OBR: B SP: D H&R: 0 vs RH: 84% CD: 0 BD: 0 SAC: AA INJ: 7 | OBR: E SP: D H&R: 0 vs RH: 79% CD: 1 BD: 0 SAC: DD INJ: 8 | OBR: A SP: A H&R: 0 vs RH: 79% CD: 0 BD: 0 SAC: DD INJ: 8 | OBR: D SP: D H&R: 0 vs RH: 77% CD: 0 BD: 0 SAC: DD INJ: 8 |
| vs L vs R vs L vs R 1BF: 11-12 11 3B8: 1B7: 13-17 12-14 HR: 35-38 31-32 1B8: 18-23 15-17 K: 41-78 33-53 1B9: 24-28 18-22 BB: 54 2B7: 31 23-24 HBP: 81 55 2B8: 32-33 25-26 Out: 82-88 56-88 2B9: 34 27-28 Cht: LP LN | vs L vs R vs L vs R 1BF: 11 3B8: 1B7: 12-15 11-13 HR: 24-34 26-27 1B8: 16-18 14-15 K: 28-42 1B9: 21-23 16-17 BB: 35-45 43-45 2B7: 18-21 HBP: 2B8: 22-23 Out: 46-88 46-88 2B9: 24-25 Cht: SP SN | vs L vs R vs L vs R 1BF: 11-12 11 3B8: 1B7: 13-18 HR: 23-25 1B8: 21-24 K: 46-53 26-52 1B9: 25-31 BB: 54-58 53 2B7: 32-35 12-14 HBP: 61-62 54-55 2B8: 36-41 15-17 Out: 63-88 56-88 2B9: 42-45 18-22 Cht: SN SN | vs L vs R vs L vs R 1BF: 11 3B8: 1B7: 12-14 11-12 HR: 1B8: 15-16 13-14 K: 34-45 22-34 1B9: 17-18 15-16 BB: 35-37 2B7: 21-23 17 HBP: 2B8: 24-27 18 Out: 46-88 38-88 2B9: 28-33 21 Cht: LN LN |
| 172 AB, .273 AVG, 3 HR, .693 OPS Age: 28 | 171 AB, .246 AVG, 5 HR, .682 OPS Age: 31 | 94 AB, .223 AVG, 2 HR, .664 OPS Age: 22 | 49 AB, .204 AVG, 0 HR, .495 OPS Age: 28 |

| | | | |
|--|--|--|---|
| 2015 Toronto Blue Jays David Price | 2015 Toronto Blue Jays R.A. Dickey | 2015 Toronto Blue Jays Mark Buehrle | 2015 Toronto Blue Jays Marco Estrada |
| Throws: L Bats: L Starts: 32 Relief: 0 | Throws: R Bats: R Starts: 33 Relief: 0 | Throws: L Bats: L Starts: 32 Relief: 0 | Throws: R Bats: R Starts: 28 Relief: 6 |
| SR: 13 RR: 0 vs RH: 79% CD: 0 ERR: 5 INJ: 3 | SR: 14 RR: 0 vs RH: 56% CD: 0 ERR: 0 INJ: 2 | SR: 14 RR: 0 vs RH: 78% CD: 1 ERR: 7 INJ: 3 | SR: 12 RR: 7 vs RH: 46% CD: 0 ERR: 5 INJ: 1 |
| PB vs L: 2-7 PB vs R: 2-7 vs L vs R vs L vs R | PB vs L: 2-7 PB vs R: 2-6 vs L vs R vs L vs R | PB vs L: 2-6 PB vs R: 2-6 vs L vs R vs L vs R | PB vs L: 2-7 PB vs R: 2-7 vs L vs R vs L vs R |
| 1BF: 11 11 K: 26-45 23-46 1B7: 12-15 12-14 BB: 46 47-51 1B8: 16-21 15-17 PB: 47 52 1B9: 22-25 18-22 WP: 48 53 Balk: Out: 51-88 54-88 | 1BF: 11 11 K: 25-34 27-43 1B7: 12-14 12-15 BB: 35-41 44-47 1B8: 15-18 16-21 PB: 42 48 1B9: 21-23 22-25 WP: 43-44 51-52 Balk: 24 26 Out: 45-88 53-88 | 1BF: 11 11 K: 28-36 26-35 1B7: 12-16 12-15 BB: 37 36-37 1B8: 17-22 16-21 PB: 38 38 1B9: 23-27 22-25 WP: 41 41 Balk: Out: 42-88 42-88 | 1BF: 11 11 K: 23-36 23-38 1B7: 12-14 12-14 BB: 37-42 41-45 1B8: 15-17 15-17 PB: 43 46 1B9: 18-22 18-22 WP: 44 47 Balk: Out: 45-88 48-88 |
| 18-5, 2.45 ERA, 1.08 WHIP 220.1 IP, 190 H, 225 K, 47 BB Age: 29 (21 games for DET) | 11-11, 3.91 ERA, 1.19 WHIP 214.1 IP, 195 H, 126 K, 61 BB Age: 40 | 15-8, 3.81 ERA, 1.24 WHIP 198.2 IP, 214 H, 91 K, 33 BB Age: 36 | 13-8, 3.13 ERA, 1.04 WHIP 181 IP, 134 H, 131 K, 55 BB Age: 31 |
| 2015 Toronto Blue Jays Drew Hutchison | 2015 Toronto Blue Jays Aaron Sanchez | 2015 Toronto Blue Jays Roberto Osuna | 2015 Toronto Blue Jays Liam Hendriks |
| Throws: R Bats: L Starts: 28 Relief: 2 | Throws: R Bats: R Starts: 11 Relief: 30 | Throws: R Bats: R Starts: 0 Relief: 68 | Throws: R Bats: R Starts: 0 Relief: 58 |
| SR: 15 RR: 8 vs RH: 50% CD: 1 ERR: 0 INJ: 3 | SR: 9 RR: 6 vs RH: 49% CD: 0 ERR: 10 INJ: 3 | SR: 0 RR: 4 vs RH: 48% CD: 0 ERR: 0 INJ: 1 | SR: 0 RR: 4 vs RH: 59% CD: 0 ERR: 0 INJ: 2 |
| PB vs L: 2-6 PB vs R: 2-5 vs L vs R vs L vs R | PB vs L: 2-5 PB vs R: 2-9 vs L vs R vs L vs R | PB vs L: 2-7 PB vs R: 2-8 vs L vs R vs L vs R | PB vs L: 2-6 PB vs R: 2-8 vs L vs R vs L vs R |
| 1BF: 11 11 K: 26-44 33-53 1B7: 12-15 12-17 BB: 45-51 54-57 1B8: 16-21 18-24 PB: 52 58 1B9: 22-25 25-32 WP: 53-54 61-62 Balk: Out: 55-88 63-88 | 1BF: 11 11 K: 31-41 17-35 1B7: 12-16 12-13 BB: 42-55 36-42 1B8: 17-23 14 PB: 56 43 1B9: 24-28 15-16 WP: 57-58 44-45 Balk: Out: 61-88 46-88 | 1BF: 11 11 K: 23-44 18-46 1B7: 12-14 12-13 BB: 45-47 47-51 1B8: 15-17 14-15 PB: 48 52 1B9: 18-22 16-17 WP: 51-52 53-54 Balk: Out: 53-88 55-88 | 1BF: 11 11 K: 28-55 22-45 1B7: 12-16 12-14 BB: 56-57 46 1B8: 17-22 15-16 PB: 58 47 1B9: 23-27 17-21 WP: 61-62 48-51 Balk: Out: 63-88 52-88 |
| 13-5, 5.57 ERA, 1.48 WHIP 150.1 IP, 179 H, 129 K, 44 BB Age: 24 | 7-6, 3.22 ERA, 1.28 WHIP 92.1 IP, 74 H, 61 K, 44 BB Age: 22 | 1-6, 20 SV, 2.58 ERA, 0.92 WHIP 69.2 IP, 48 H, 75 K, 16 BB Age: 20 | 5-0, 2.92 ERA, 1.08 WHIP 64.2 IP, 59 H, 71 K, 11 BB Age: 26 |
| 2015 Toronto Blue Jays Mark Lowe | 2015 Toronto Blue Jays Brett Cecil | 2015 Toronto Blue Jays Bo Schultz | 2015 Toronto Blue Jays Aaron Loup |
| Throws: R Bats: L Starts: 0 Relief: 57 | Throws: L Bats: R Starts: 0 Relief: 63 | Throws: R Bats: R Starts: 0 Relief: 31 | Throws: L Bats: L Starts: 0 Relief: 60 |
| SR: 0 RR: 4 vs RH: 56% CD: 0 ERR: 0 INJ: 2 | SR: 0 RR: 4 vs RH: 64% CD: 0 ERR: 10 INJ: 1 | SR: 0 RR: 5 vs RH: 60% CD: 0 ERR: 10 INJ: 4 | SR: 0 RR: 4 vs RH: 61% CD: 0 ERR: 0 INJ: 2 |
| PB vs L: 2-6 PB vs R: 2-8 vs L vs R vs L vs R | PB vs L: 2-8 PB vs R: 2-7 vs L vs R vs L vs R | PB vs L: 2-8 PB vs R: 2-7 vs L vs R vs L vs R | PB vs L: 2-7 PB vs R: 2-6 vs L vs R vs L vs R |
| 1BF: 11 11 K: 26-52 21-46 1B7: 12-15 12-13 BB: 53-57 47-48 1B8: 16-21 14-16 PB: 58 51 1B9: 22-25 17-18 WP: 61-62 52-53 Balk: Out: 63-88 54-88 | 1BF: 11 11 K: 21-55 22-46 1B7: 12-13 12-14 BB: 56-57 47-52 1B8: 14-16 15-16 PB: 58 53 1B9: 17-18 17-21 WP: 61-62 54-55 Balk: Out: 63-88 56-88 | 1BF: 11 11 K: 17-38 25-36 1B7: 12-13 12-15 BB: 41-53 37 1B8: 14 16-18 PB: 54 38 1B9: 15-16 21-24 WP: 55-56 41-42 Balk: Out: 57-88 43-88 | 1BF: 11 11 K: 26-47 26-51 1B7: 12-15 12-15 BB: 52-54 1B8: 16-21 16-21 PB: 48 55 1B9: 22-25 22-25 WP: 51 56 Balk: Out: 52-88 57-88 |
| 1-3, 1 SV, 1.96 ERA, 1.06 WHIP 55 IP, 46 H, 61 K, 12 BB Age: 32 (34 games for SEA) | 5-5, 5 SV, 2.48 ERA, 0.96 WHIP 54.1 IP, 39 H, 70 K, 13 BB Age: 28 | 0-1, 1 SV, 3.56 ERA, 1.07 WHIP 43 IP, 32 H, 31 K, 14 BB Age: 29 | 2-5, 4.46 ERA, 1.28 WHIP 42.1 IP, 47 H, 46 K, 7 BB Age: 27 |

| 2015 Toronto Blue Jays LaTroy Hawkins | 2015 Toronto Blue Jays Ryan Tepera | 2015 Toronto Blue Jays Steve Delabar | 2015 Toronto Blue Jays Marcus Stroman |
|---|--|---|--|
| Throws: R Bats: R Starts: 0 Relief: 42 | Throws: R Bats: R Starts: 0 Relief: 32 | Throws: R Bats: R Starts: 0 Relief: 31 | Throws: R Bats: R Starts: 4 Relief: 0 |
| SR: 0 RR: 4 vs RH: 51% CD: 2 ERR: 0 INJ: 3 | SR: 0 RR: 4 vs RH: 54% CD: 2 ERR: 0 INJ: 4 | SR: 0 RR: 5 vs RH: 57% CD: 0 ERR: 0 INJ: 4 | SR: 11 RR: 0 vs RH: 29% CD: 0 ERR: 0 INJ: 8 |
| PB vs L: 2-6 PB vs R: 2-7 vs L vs R vs L vs R | PB vs L: 2-8 PB vs R: 2-6 vs L vs R vs L vs R | PB vs L: 2-6 PB vs R: 2-6 vs L vs R vs L vs R | PB vs L: 2-8 PB vs R: 2-7 vs L vs R vs L vs R |
| 1BF: 11 11 K: 26-51 27-43 | 1BF: 11 11 K: 16-27 24-38 | 1BF: 11 11 K: 23-52 28-45 | 1BF: 11 11 K: 22-35 26-41 |
| 1B7: 12-15 12-15 BB: 52-55 | 1B7: 12 12-14 BB: 28-35 | 1B7: 12-14 12-16 BB: 53-64 46-53 | 1B7: 12-13 12-15 BB: 36-41 42 |
| 1B8: 16-21 16-22 PB: 56 44 | 1B8: 13-14 15-18 PB: 36 41 | 1B8: 15-17 17-22 PB: 65 54 | 1B8: 14-16 16-18 PB: 42 43 |
| 1B9: 22-25 23-26 WP: 57-58 45-46 | 1B9: 15 21-23 WP: 37-38 42-43 | 1B9: 18-22 23-27 WP: 66-67 55-56 | 1B9: 17-18 21-24 WP: 43-44 44-45 |
| Balk: Out: 61-88 47-88 | Balk: Out: 41-88 44-88 | Balk: Out: 68-88 57-88 | Balk: 21 25 Out: 45-88 46-88 |
| 3-1, 3 SV, 3.26 ERA, 1.32 WHIP 38.2 IP, 44 H, 34 K, 7 BB Age: 42 (24 games for COL) | 0-2, 1 SV, 3.27 ERA, 0.88 WHIP 33 IP, 23 H, 22 K, 6 BB Age: 27 | 2-0, 1 SV, 5.22 ERA, 1.43 WHIP 29.1 IP, 28 H, 30 K, 14 BB Age: 31 | 4-0, 1.67 ERA, 0.96 WHIP 27 IP, 20 H, 18 K, 6 BB Age: 24 |
| 2015 Washington Nationals Bryce Harper | 2015 Washington Nationals Ian Desmond | 2015 Washington Nationals Yunel Escobar | 2015 Washington Nationals Michael Taylor |
| RF - 140 (E3/T4) CF - 13 (E0/T4) DH - 1 | SS - 155 (E4) | 3B - 134 (E3) DH - 3 | CF - 96 (E2/T3) LF - 38 (E0/T3) |
| OBR: B SP: D H&R: 0 vs RH: 71% CD: 1 BD: 2 SAC: DD INJ: 4 | OBR: B SP: C H&R: 0 vs RH: 79% CD: 0 BD: 0 SAC: BB INJ: 4 | OBR: D SP: D H&R: 0 vs RH: 78% CD: 0 BD: 0 SAC: DD INJ: 6 | OBR: B SP: B H&R: 0 vs RH: 78% CD: 0 BD: 0 SAC: DD INJ: 6 |
| vs L vs R vs L vs R | vs L vs R vs L vs R | vs L vs R vs L vs R | vs L vs R vs L vs R |
| 1BF: 11 11 3B8: | 1BF: 11 11 3B8: 25 | 1BF: 11 11 3B8: | 1BF: 11 11 3B8: 25 |
| 1B7: 12-13 12-13 HR: 31-35 25-36 | 1B7: 12-13 12-13 HR: 26-32 26-31 | 1B7: 12-18 12-17 HR: 37-38 37-38 | 1B7: 12-15 12-14 HR: 26-32 26-28 |
| 1B8: 14 14 K: 36-51 37-56 | 1B8: 14 14-15 K: 33-55 32-65 | 1B8: 21-25 18-23 K: 41-46 41-44 | 1B8: 16-18 15-16 K: 33-68 31-64 |
| 1B9: 15-16 15-16 BB: 52-68 57-78 | 1B9: 15-16 16-17 BB: 56-63 66 | 1B9: 26-33 24-28 BB: 47-52 45-46 | 1B9: 21-23 17-18 BB: 71-72 65-66 |
| 2B7: 17-21 17-18 HBP: 71 81 | 2B7: 17-21 18-21 HBP: 64 67 | 2B7: 34 31-32 HBP: 53-54 47-48 | 2B7: 24 21-22 HBP: |
| 2B8: 22-25 21-22 Out: 72-88 82-88 | 2B8: 22-23 22-23 Out: 65-88 68-88 | 2B8: 35 33-34 Out: 55-88 51-88 | 2B8: 25 23 Out: 73-88 67-88 |
| 2B9: 26-28 23-24 Cht: LP LP | 2B9: 24-25 24 Cht: RP RP | 2B9: 36 35-36 Cht: RN RN | 2B9: 24 Cht: RP RN |
| 521 AB, .330 AVG, 42 HR, 1.109 OPS Age: 22 | 583 AB, .233 AVG, 19 HR, .674 OPS Age: 29 | 535 AB, .314 AVG, 9 HR, .790 OPS Age: 32 | 472 AB, .229 AVG, 14 HR, .640 OPS Age: 24 |
| 2015 Washington Nationals Wilson Ramos | 2015 Washington Nationals Danny Espinosa | 2015 Washington Nationals Ryan Zimmerman | 2015 Washington Nationals Jayson Werth |
| C - 125 (E1/TA) DH - 1 | 2B - 81 (E1) 3B - 16 (E7) SS - 8 (E0) 1B - 5 (E0) LF - 5 (E0/T2) | 1B - 93 (E2) | LF - 76 (E2/T3) RF - 14 (E0/T3) DH - 1 |
| OBR: D SP: D H&R: 0 vs RH: 75% CD: 0 BD: 0 SAC: DD INJ: 7 | OBR: B SP: D H&R: 0 vs RH: 76% CD: 0 BD: 0 SAC: CC INJ: 7 | OBR: C SP: D H&R: 0 vs RH: 74% CD: 0 BD: 1 SAC: DD INJ: 7 | OBR: C SP: E H&R: 0 vs RH: 78% CD: 0 BD: 0 SAC: DD INJ: 7 |
| vs L vs R vs L vs R | vs L vs R vs L vs R | vs L vs R vs L vs R | vs L vs R vs L vs R |
| 1BF: 11 3B8: | 1BF: 11 3B8: | 1BF: 11 3B8: 32 | 1BF: 11 3B8: |
| 1B7: 12-15 11-13 HR: 26-31 25-28 | 1B8: 12-14 11-12 HR: 28-33 24-27 | 1B9: 12-13 11 HR: 33-43 23-26 | 1B10: 12-13 HR: 24-33 24-26 |
| 1B8: 16-18 14-15 K: 32-47 31-47 | 1B8: 15-17 13 K: 34-57 28-56 | 1B8: 14 12 K: 44-61 27-45 | 1B8: 14-15 K: 34-61 27-46 |
| 1B9: 21-23 16-17 BB: | 1B9: 18-22 14 BB: 58-65 57-58 | 1B9: 15-16 13 BB: 62-64 46-51 | 1B9: 16-17 BB: 62-63 47-55 |
| 2B7: 24 18-21 HBP: | 2B8: 23-24 15-17 HBP: 66-67 61-62 | 2B9: 17-22 14-16 HBP: | 2B10: 11-14 18-21 HBP: 64 56 |
| 2B8: 25 22-23 Out: 48-88 48-88 | 2B8: 25-26 18-21 Out: 68-88 63-88 | 2B8: 23-26 17-18 Out: 65-88 52-88 | 2B8: 15-18 22 Out: 65-88 57-88 |
| 2B9: 24 Cht: RP RP | 2B9: 27 22-23 Cht: SP SP | 2B9: 27-31 21-22 Cht: RP RP | 2B9: 21-23 23 Cht: RP RN |
| 475 AB, .229 AVG, 15 HR, .616 OPS Age: 27 | 367 AB, .240 AVG, 13 HR, .719 OPS Age: 28 | 346 AB, .249 AVG, 16 HR, .773 OPS Age: 30 | 331 AB, .221 AVG, 12 HR, .685 OPS Age: 36 |

| 2015 Washington Nationals Anthony Rendon | 2015 Washington Nationals Clint Robinson | 2015 Washington Nationals Denard Span | 2015 Washington Nationals Tyler Moore |
|---|--|---|---|
| 2B - 59 (E2) 3B - 28 (E0) | 1B - 44 (E2) LF - 27 (E5/T2) RF - 11 (E0/T2) DH - 3 | CF - 61 (E1/T3) | 1B - 39 (E0) LF - 20 (E0/T2) |
| OBR: D SP: E H&R: 0 vs RH: 81% CD: 0 BD: 0 SAC: DD INJ: 8 | OBR: D SP: D H&R: 0 vs RH: 89% CD: 0 BD: 0 SAC: DD INJ: 7 | OBR: A SP: A H&R: 1 vs RH: 75% CD: 2 BD: 0 SAC: CC INJ: 8 | OBR: D SP: D H&R: 0 vs RH: 69% CD: 0 BD: 0 SAC: DD INJ: 7 |
| vs L vs R vs L vs R | vs L vs R vs L vs R | vs L vs R vs L vs R | vs L vs R vs L vs R |
| 1BF: 11 11 3B8: | 1BF: 11-12 3B8: | 1BF: 11-12 11-12 3B8: | 1BF: 3B8: |
| 1B7: 12-17 12-14 HR: 27-28 | 1B8: 13-23 11-12 HR: 24-27 | 1B9: 13-14 13-16 HR: 23-24 38-41 | 1B10: 11 HR: 17-24 24-26 |
| 1B8: 18-23 15-16 K: 41-44 31-51 | 1B8: 24-31 13-14 K: 48-67 28-36 | 1B8: 15-16 17-21 K: 25-32 | 1B8: 12 K: 25-42 27-52 |
| 1B9: 24-28 17-21 BB: 45-48 52-57 | 1B9: 32-38 15-16 BB: 68-81 37-44 | 1B9: 17-18 22-25 BB: 33-36 42-46 | 1B9: 13 BB: 43-51 |
| 2B7: 31-33 22-23 HBP: 51 58 | 2B8: 41-42 17 HBP: 82-83 45-46 | 2B9: 26-28 HBP: | 2B10: 11-12 14-16 HBP: 52 53 |
| 2B8: 34-36 24-25 Out: 52-88 61-88 | 2B8: 43-45 18-21 Out: 47-88 | 2B8: 21 31-34 Out: 37-88 47-88 | 2B8: 13-14 17-21 Out: 53-88 54-88 |
| 2B9: 37-38 26 Cht: RN RN | 2B9: 46-47 22-23 Cht: LN LP | 2B9: 22 35-37 Cht: LN LN | 2B9: 15-16 22-23 Cht: RP RN |
| 311 AB, .264 AVG, 5 HR, .707 OPS Age: 25 | 309 AB, .272 AVG, 10 HR, .782 OPS Age: 30 | 246 AB, .301 AVG, 5 HR, .796 OPS Age: 31 | 187 AB, .203 AVG, 6 HR, .614 OPS Age: 28 |
| 2015 Washington Nationals Jose Lobaton | 2015 Washington Nationals Dan Uggla | 2015 Washington Nationals Matt den Dekker | 2015 Washington Nationals Trea Turner |
| C - 42 (E1/TB) | 2B - 31 (E2) DH - 1 | LF - 27 (E4/T2) RF - 10 (E0/T2) CF - 2 (E0/T2) | 2B - 12 (E2) SS - 6 (E10) |
| OBR: D SP: D H&R: 0 vs RH: 86% CD: 1 BD: 0 SAC: CC INJ: 8 | OBR: C SP: D H&R: 0 vs RH: 70% CD: 0 BD: 0 SAC: DD INJ: 8 | OBR: D SP: E H&R: 0 vs RH: 87% CD: 0 BD: 0 SAC: AA INJ: 8 | OBR: B SP: D H&R: 0 vs RH: 80% CD: 0 BD: 0 SAC: DD INJ: 8 |
| vs L vs R vs L vs R | vs L vs R vs L vs R | vs L vs R vs L vs R | vs L vs R vs L vs R |
| 1BF: 3B8: | 1BF: 11 3B8: 26-28 14 | 1BF: 3B8: 22 | 1BF: 11-13 3B8: |
| 1B7: 11 11-12 HR: 23-25 | 1B8: 12-13 HR: 15-17 | 1B9: 11-12 HR: 23-31 | 1B7: 14-25 11-12 HR: 21-24 |
| 1B8: 13-14 K: 13-34 26-54 | 1B8: 14-15 K: 31-67 18-46 | 1B8: 13 K: 32-51 | 1B8: 26-35 13 K: 46-48 25-61 |
| 1B9: 12 15-16 BB: 35-54 55-58 | 1B9: 16-17 BB: 68-77 47-61 | 1B9: 14 BB: 33-34 52-55 | 1B9: 36-45 14 BB: 51-57 62-65 |
| 2B7: 17-18 HBP: 55 61 | 2B8: 18-21 11 HBP: 78 62 | 2B9: 11-16 15 HBP: | 2B7: 15-16 HBP: |
| 2B8: 21 Out: 56-88 62-88 | 2B8: 22-23 12 Out: 81-88 63-88 | 2B8: 17-24 16-17 Out: 35-88 56-88 | 2B8: 17 Out: 58-88 66-88 |
| 2B9: 22 Cht: SN SN | 2B9: 24-25 13 Cht: RN RN | 2B9: 25-32 18-21 Cht: LN LP | 2B9: 18 Cht: RN RP |
| 136 AB, .199 AVG, 3 HR, .573 OPS Age: 30 | 120 AB, .183 AVG, 2 HR, .598 OPS Age: 35 | 99 AB, .253 AVG, 5 HR, .800 OPS Age: 27 | 40 AB, .225 AVG, 1 HR, .620 OPS Age: 22 |
| 2015 Washington Nationals Max Scherzer | 2015 Washington Nationals Jordan Zimmermann | 2015 Washington Nationals Gio Gonzalez | 2015 Washington Nationals Stephen Strasburg |
| Throws: R Bats: R Starts: 33 Relief: 0  | Throws: R Bats: R Starts: 33 Relief: 0 | Throws: L Bats: R Starts: 31 Relief: 0 | Throws: R Bats: R Starts: 23 Relief: 0 |
| SR: 12 RR: 0 vs RH: 48% CD: 0 ERR: 0 INJ: 2 | SR: 14 RR: 0 vs RH: 49% CD: 0 ERR: 4 INJ: 2 | SR: 14 RR: 0 vs RH: 86% CD: 0 ERR: 0 INJ: 3 | SR: 12 RR: 0 vs RH: 49% CD: 0 ERR: 10 INJ: 5 |
| PB vs L: 2-7 PB vs R: 2-8 vs L vs R vs L vs R | PB vs L: 2-6 PB vs R: 2-7 vs L vs R vs L vs R | PB vs L: 2-7 PB vs R: 2-6 vs L vs R vs L vs R | PB vs L: 2-8 PB vs R: 2-6 vs L vs R vs L vs R |
| 1BF: 11 11 K: 25-48 22-52 | 1BF: 11 11 K: 31-48 26-43 | 1BF: 11 11 K: 25-38 26-51 | 1BF: 11 11 K: 22-48 26-54 |
| 1B7: 12-14 12-13 BB: 51-53 | 1B7: 12-16 12-15 BB: 51-54 44 | 1B7: 12-15 12-15 BB: 41-43 52-58 | 1B7: 12-14 12-15 BB: 51-54 55 |
| 1B8: 15-18 14-16 PB: 54 53 | 1B8: 17-22 16-18 PB: 55 45 | 1B8: 16-18 16-21 PB: 44 61 | 1B8: 15-16 16-21 PB: 55 56 |
| 1B9: 21-23 17-18 WP: 55-56 54-55 | 1B9: 23-27 21-24 WP: 56 46 | 1B9: 21-24 22-25 WP: 45 62 | 1B9: 17-21 22-25 WP: 56-57 57-58 |
| Balk: 24 21 Out: 57-88 56-88 | Balk: 28 25 Out: 57-88 47-88 | Balk: Out: 46-88 63-88 | Balk: Out: 58-88 61-88 |
| 14-12, 2.79 ERA, 0.92 WHIP 228.2 IP, 176 H, 276 K, 34 BB Age: 30 | 13-10, 3.66 ERA, 1.21 WHIP 201.2 IP, 204 H, 164 K, 39 BB Age: 29 | 11-8, 3.79 ERA, 1.42 WHIP 175.2 IP, 181 H, 169 K, 69 BB Age: 29 | 11-7, 3.46 ERA, 1.11 WHIP 127.1 IP, 115 H, 155 K, 26 BB Age: 26 |

| 2015 Washington Nationals Tanner Roark | 2015 Washington Nationals Doug Fister | 2015 Washington Nationals Joe Ross | 2015 Washington Nationals Blake Treinen |
|---|---|---|---|
| Throws: R Bats: R Starts: 12 Relief: 28 | Throws: R Bats: L Starts: 15 Relief: 10 | Throws: R Bats: R Starts: 13 Relief: 3 | Throws: R Bats: R Starts: 0 Relief: 60 |
| SR: 12 RR: 7 vs RH: 54% CD: 2 ERR: 0 INJ: 4 | SR: 14 RR: 8 vs RH: 50% CD: 1 ERR: 10 INJ: 4 | SR: 12 RR: 7 vs RH: 52% CD: 0 ERR: 5 INJ: 8 | SR: 0 RR: 5 vs RH: 59% CD: 2 ERR: 10 INJ: 2 |
| PB vs L: 2-5 PB vs R: 2-6 vs L vs R vs L vs R | PB vs L: 2-6 PB vs R: 2-5 vs L vs R vs L vs R | PB vs L: 2-6 PB vs R: 2-9 vs L vs R vs L vs R | PB vs L: 2-5 PB vs R: 2-8 vs L vs R vs L vs R |
| 1BF: 11 11 K: 31-42 26-42 1B7: 12-16 12-15 BB: 43-47 43-44 1B8: 17-23 16-21 PB: 48 45 1B9: 24-28 22-25 WP: 51 46 Balk: Out: 52-88 47-88 | 1BF: 11 11 K: 26-36 33-47 1B7: 12-15 12-17 BB: 37-41 48-52 1B8: 16-21 18-24 PB: 42 53 1B9: 22-25 25-32 WP: 43 54 Balk: Out: 44-88 55-88 | 1BF: 11 11 K: 26-43 17-38 1B7: 12-15 12-13 BB: 44-52 41 1B8: 16-21 14 PB: 53 42 1B9: 22-25 15-16 WP: 54 43 Balk: Out: 55-88 44-88 | 1BF: 11 11 K: 33-52 21-46 1B7: 12-17 12-13 BB: 53-66 47-54 1B8: 18-24 14-16 PB: 67 55 1B9: 25-32 17-18 WP: 68-71 56-57 Balk: Out: 72-88 58-88 |
| 4-7, 1 SV, 4.38 ERA, 1.31 WHIP 111 IP, 119 H, 70 K, 26 BB Age: 28 | 5-7, 1 SV, 4.19 ERA, 1.40 WHIP 103 IP, 120 H, 63 K, 24 BB Age: 31 | 5-5, 3.64 ERA, 1.11 WHIP 76.2 IP, 64 H, 69 K, 21 BB Age: 22 | 2-5, 3.86 ERA, 1.39 WHIP 67.2 IP, 62 H, 65 K, 32 BB Age: 27 |
| 2015 Washington Nationals Jonathan Papelbon | 2015 Washington Nationals Drew Storen | 2015 Washington Nationals Felipe Rivero | 2015 Washington Nationals Matt Thornton |
| Throws: R Bats: R Starts: 0 Relief: 59 | Throws: R Bats: S Starts: 0 Relief: 58 | Throws: L Bats: L Starts: 0 Relief: 49 | Throws: L Bats: L Starts: 0 Relief: 60 |
| SR: 0 RR: 4 vs RH: 53% CD: 1 ERR: 10 INJ: 2 | SR: 0 RR: 4 vs RH: 47% CD: 0 ERR: 0 INJ: 2 | SR: 0 RR: 4 vs RH: 54% CD: 0 ERR: 0 INJ: 3 | SR: 0 RR: 3 vs RH: 53% CD: 1 ERR: 0 INJ: 2 |
| PB vs L: 2-6 PB vs R: 2-9 vs L vs R vs L vs R | PB vs L: 2-6 PB vs R: 2-9 vs L vs R vs L vs R | PB vs L: 2-9 PB vs R: 2-7 vs L vs R vs L vs R | PB vs L: 2-9 PB vs R: 2-6 vs L vs R vs L vs R |
| 1BF: 11 11 K: 27-47 18-36 1B7: 12-15 12-13 BB: 48-53 37 1B8: 16-21 14 PB: 54 38 1B9: 22-25 15-16 WP: 55 41 Balk: 26 17 Out: 56-88 42-88 | 1BF: 11 11 K: 28-52 16-47 1B7: 12-16 12 BB: 53-58 48-51 1B8: 17-22 13-14 PB: 61 52 1B9: 23-27 15 WP: 62-63 53-54 Balk: Out: 64-88 55-88 | 1BF: 11 11 K: 21-42 24-42 1B7: 12-13 12-14 BB: 43-45 43-45 1B8: 14-15 15-17 PB: 46 46 1B9: 16-17 18-22 WP: 47-48 47-48 Balk: 18 23 Out: 51-88 51-88 | 1BF: 11 11 K: 18-27 24-36 1B7: 12-13 12-14 BB: 37-47 1B8: 14-15 15-18 PB: 28 48 1B9: 16-17 21-23 WP: 31 51 Balk: Out: 32-88 52-88 |
| 4-3, 24 SV, 2.13 ERA, 1.03 WHIP 63.1 IP, 53 H, 56 K, 12 BB Age: 34 (37 games for PHI) | 2-2, 29 SV, 3.44 ERA, 1.11 WHIP 55 IP, 45 H, 67 K, 16 BB Age: 27 | 2-1, 2 SV, 2.79 ERA, 0.95 WHIP 48.1 IP, 35 H, 43 K, 11 BB Age: 23 | 2-1, 2.18 ERA, 1.07 WHIP 41.1 IP, 33 H, 23 K, 11 BB Age: 38 |
| 2015 Washington Nationals Casey Janssen | 2015 Washington Nationals Aaron Barrett | 2015 Washington Nationals Sammy Solis | 2015 Washington Nationals Matt Grace |
| Throws: R Bats: R Starts: 0 Relief: 48 | Throws: R Bats: R Starts: 0 Relief: 40 | Throws: L Bats: R Starts: 0 Relief: 18 | Throws: L Bats: L Starts: 0 Relief: 26 |
| SR: 0 RR: 4 vs RH: 65% CD: 0 ERR: 0 INJ: 3 | SR: 0 RR: 4 vs RH: 73% CD: 2 ERR: 10 INJ: 4 | SR: 0 RR: 5 vs RH: 67% CD: 0 ERR: 0 INJ: 6 | SR: 0 RR: 4 vs RH: 55% CD: 0 ERR: 0 INJ: 5 |
| PB vs L: 2-8 PB vs R: 2-6 vs L vs R vs L vs R | PB vs L: 2-8 PB vs R: 2-7 vs L vs R vs L vs R | PB vs L: 2-6 PB vs R: 2-6 vs L vs R vs L vs R | PB vs L: 2-7 PB vs R: 2-5 vs L vs R vs L vs R |
| 1BF: 11 11 K: 18-33 28-43 1B7: 12-13 12-16 BB: 34-41 1B8: 14-15 17-22 PB: 42 44 1B9: 16-17 23-27 WP: 43 45 Balk: Out: 44-88 46-88 | 1BF: 11 11 K: 22-32 26-62 1B7: 12-14 12-15 BB: 33-34 63-65 1B8: 15-16 16-21 PB: 35 66 1B9: 17-21 22-25 WP: 36-37 67-68 Balk: Out: 38-88 71-88 | 1BF: 11 11 K: 33-38 25-46 1B7: 12-17 12-15 BB: 47-52 1B8: 18-24 16-18 PB: 41 53 1B9: 25-32 21-24 WP: 42 54 Balk: Out: 43-88 55-88 | 1BF: 11 11 K: 27-47 37-53 1B7: 12-15 12-18 BB: 48-51 54-72 1B8: 16-22 21-27 PB: 52 73 1B9: 23-26 28-36 WP: 53-54 74-75 Balk: Out: 55-88 76-88 |
| 2-5, 4.95 ERA, 1.15 WHIP 40 IP, 38 H, 27 K, 8 BB Age: 33 | 3-3, 4.60 ERA, 1.19 WHIP 29.1 IP, 28 H, 35 K, 7 BB Age: 27 | 1-1, 3.38 ERA, 1.36 WHIP 21.1 IP, 25 H, 17 K, 4 BB Age: 26 | 2-1, 4.24 ERA, 2.00 WHIP 17 IP, 26 H, 14 K, 8 BB Age: 26 |

| 2015 Washington Nationals Max Scherzer | 2015 San Diego Padres Tyson Ross | 2015 Los Angeles Dodgers Zack Greinke | 2015 Chicago Cubs Jake Arrieta |
|--|--|--|--|
| Pitcher | Pitcher | Pitcher | Pitcher |
| OBR: D SP: D H&R: 0 vs RH: 65% CD: - BD: 0 SAC: AA INJ: - | OBR: D SP: D H&R: 0 vs RH: 65% CD: - BD: 0 SAC: AA INJ: - | OBR: C SP: D H&R: 0 vs RH: 75% CD: - BD: 0 SAC: AA INJ: - | OBR: D SP: D H&R: 0 vs RH: 73% CD: - BD: 0 SAC: AA INJ: - |
| vs L vs R vs L vs R | vs L vs R vs L vs R | vs L vs R vs L vs R | vs L vs R vs L vs R |
| 1BF: 11 11 3B8: | 1BF: 11 11 3B8: 24-26 | 1BF: 11-12 3B8: | 1BF: 3B8: 13-14 |
| 1B10 12-17 12-15 HR: | 1B7: 11-12 12-15 HR: 23-27 | 1B7: 13-17 11-12 HR: 17-22 | 1B7: 11-12 HR: 16-22 15-16 |
| 1B8: 18-23 16-18 K: 31-56 24-61 | 1B8: 13 16-18 K: 28-54 27-61 | 1B8: 18-23 13 K: 37-65 23-33 | 1B8: 13-14 K: 23-88 17-86 |
| 1B9: 24-28 21-23 BB: | 1B9: 14-15 21-23 BB: | 1B9: 24-27 14 BB: | 1B9: 15 BB: |
| 2B10 HBP: | 2B7: 16-17 HBP: 55-56 62-63 | 2B7: 28-32 15 HBP: | 2B7: 11 HBP: |
| 2B8: Out: 57-88 62-88 | 2B8: 18-21 Out: 57-88 64-88 | 2B8: 33-34 16 Out: 66-88 34-88 | 2B8: 12 Out: 87-88 |
| 2B9: Cht: RN RN | 2B9: 22 Cht: RP RN | 2B9: 35-36 Cht: RN RP | 2B9: Cht: RP RN |
| 69 AB, .217 AVG, 0 HR, .457 OPS Age: 30 | 56 AB, .250 AVG, 1 HR, .640 OPS Age: 28 | 67 AB, .224 AVG, 2 HR, .575 OPS Age: 31 | 79 AB, .152 AVG, 2 HR, .428 OPS Age: 29 |
| 2015 San Francisco Giants Tim Hudson | 2015 San Francisco Giants Jake Peavy | 2015 San Francisco Giants Madison Bumgarner | 2015 New York Mets Noah Syndergaard |
| Pitcher | Pitcher | Pitcher | Pitcher |
| OBR: D SP: D H&R: 0 vs RH: 79% CD: - BD: 0 SAC: AA INJ: - | OBR: C SP: D H&R: 0 vs RH: 83% CD: - BD: 0 SAC: AA INJ: - | OBR: D SP: D H&R: 0 vs RH: 72% CD: - BD: 0 SAC: BB INJ: - | OBR: D SP: D H&R: 0 vs RH: 78% CD: - BD: 0 SAC: AA INJ: - |
| vs L vs R vs L vs R | vs L vs R vs L vs R | vs L vs R vs L vs R | vs L vs R vs L vs R |
| 1BF: 3B8: | 1BF: 3B8: | 1BF: 11 3B8: | 1BF: 11 3B8: |
| 1B7: 11-12 HR: 22-25 | 1B7: 11-12 HR: 25-28 | 1B7: 11-12 12-14 HR: 17-31 26-34 | 1B7: 12-13 HR: 23-25 |
| 1B8: 13 K: 27-47 26-55 | 1B8: 13 K: 11-42 31-85 | 1B8: 13-14 15-16 K: 32-86 35-67 | 1B8: 14-15 K: 11-83 26-88 |
| 1B9: 14-15 BB: 48-56 | 1B9: 14 BB: 43-55 | 1B9: 15-16 17-21 BB: | 1B9: 16-17 BB: 84-88 |
| 2B7: 11-15 16-17 HBP: | 2B7: 15-17 HBP: | 2B7: 22-23 HBP: | 2B7: 18 HBP: |
| 2B8: 16-22 18 Out: 57-88 56-88 | 2B8: 18-22 Out: 56-88 86-88 | 2B8: 24 Out: 87-88 68-88 | 2B8: 21 Out: |
| 2B9: 23-26 21 Cht: RN RP | 2B9: 23-24 Cht: RN RP | 2B9: 25 Cht: RP RP | 2B9: 22 Cht: LN LN |
| 38 AB, .184 AVG, 1 HR, .521 OPS Age: 39 | 36 AB, .194 AVG, 1 HR, .550 OPS Age: 34 | 77 AB, .247 AVG, 5 HR, .743 OPS Age: 25 | 43 AB, .209 AVG, 1 HR, .530 OPS Age: 22 |